

CATALOGUE  
OF THE  
NATURAL HISTORY DRAWINGS  
COMMISSIONED BY  
JOSEPH BANKS  
ON THE  
*ENDEAVOUR* VOYAGE 1768-1771  
HELD IN THE BRITISH MUSEUM (NATURAL HISTORY)

PART I: BOTANY: AUSTRALIA

Judith A. Diment  
Christopher J. Humphries  
Linda Newington  
British Museum (Natural History)

Elaine Shaughnessy  
Editions Alecto Limited

Bulletin of the British Museum (Natural History)  
Historical Series Volume 11 (Complete)  
London 1984

© British Museum (Natural History), 1984  
ISSN 0068-2306  
ISBN 0 565 00937 0

Published by British Museum (Natural History),  
Cromwell Road, London SW7 5BD

**British Library Cataloguing in Publication Data**

Catalogue of the natural history drawings  
commissioned by Joseph Banks on the Endeavour  
voyage 1768-1771 held in the British Museum  
(Natural History).—(British Museum (Natural  
History) historical series; 11)

1. Natural history illustration—Catalogs

I. Diment, Judith A.      II. Series

508    QH46.5

ISBN 0-565-009370

*Bull. Br. Mus. Nat. Hist.* (hist. Ser.) **II**: 1-183 (Complete)  
Issued 26 July 1984

Typeset by Tradespools Ltd., Frome, Somerset and  
Printed in Great Britain by Henry Ling Ltd., Dorchester

# CONTENTS

Introduction	5
The voyage of the <i>Endeavour</i> 1768–1771	5
Botanical drawings	7
Plant specimens	8
Manuscripts	8
Plans for publication	9
I – New Burlington Street Phase 1771–1777	9
II – The Soho Square Phase 1777–1784	11
III – The failure of Banks to publish	12
The Post-Banksian Phase	14
I – 1820–1905	14
II – 1960–present	16
Australia	17
Explanation of catalogue entry	17
Sample entry	17
Abbreviations	28
Indexes	28
Microfiche	28
Acknowledgements	29
References	29
The catalogue	35
Index	173
Plant names	173
Place names	180
Artists & Engravers	182



## INTRODUCTION

The natural history collections of drawings, manuscripts and specimens made by Joseph Banks (1743–1820) and Daniel Solander (1733–1782) on James Cook's voyage around the world on the *Endeavour* (1768–1771) once formed part of the extensive Banksian Library and Collections. The Library and that part of the Collections that he had not already disposed of were bequeathed by Banks to his curator/librarian Robert Brown, who in 1827 transferred them to the Trustees of the British Museum.

In 1881 the natural history collections were transferred from the British Museum in Bloomsbury to a new building in South Kensington, the British Museum (Natural History). Today, Banks' plant collections are held in the Department of Botany, much of his animal collections are retained in the Departments of Zoology and Entomology, while the related drawings and manuscripts are held in the Botany and Zoology Libraries of the Department of Library Services.

The aim of this catalogue is to relate the drawings and manuscripts to the plant and animal specimens. It includes all the watercolour drawings but lists only those specimens that are illustrated.

The catalogue will be published in three parts:

Part 1 Botanical Collections: Australia.

Part 2 Botanical Collections: Madeira, Brazil, Tierra del Fuego, Society Islands, New Zealand, Java. Summary of the Botanical Collections.

Part 3 Zoological Collections.

### THE VOYAGE OF HMS *ENDEAVOUR* 1768–1771

The *Endeavour*, commanded by James Cook, left England on 25 August 1768 with 94 people on board. The voyage, lasting 1051 days, circumnavigated the world with landings at Madeira, Rio de Janeiro, Tierra del Fuego, Society Islands, New Zealand, Australia, Java, Cape of Good Hope and Saint Helena returning to England on 12 July 1771. A detailed itinerary of the landings including the length of stay and sailing dates of the *Endeavour* is given in Groves (1962). The team employed by Joseph Banks for the *Endeavour* voyage comprised Daniel Carlsson Solander (1733–1782), a distinguished Swedish naturalist and pupil of Linnaeus; the natural history and landscape artists, Sydney Parkinson (?1745–1771) and Alexander Buchan (d. 1769); Herman Diedrich Spöring (?1733–1771) as secretary and artist; and four servants and field assistants, Peter Briscoe (1737–1810), James Roberts (?1752–1826), George Dorlton (d. 1769), and Thomas Richmond (d. 1769). Early in the voyage, in January 1769, Banks suffered the loss of his two negro servants George Dorlton and Thomas Richmond who died of exposure on Mount Banks in Tierra del Fuego. A few months later, on 17 April 1769, Alexander Buchan died in Tahiti from epilepsy. During the voyage home Herman Spöring died at sea on 24 January 1771, followed two days later by Sydney Parkinson. Both had contracted fever and dysentery at Batavia (Java).

The voyage is vividly recorded in the detailed journals kept by James Cook and Joseph Banks, the less complete account by Sydney Parkinson, and the fragments by William

Monkhouse and Robert Molyneux. The journals of Cook and Banks, perhaps rather more of the latter, were used by Hawkesworth for the official account of the voyage published in June 1773. This was followed in July 1773 by Stanfield Parkinson's disputed publication of his dead brother's *Journal* including some of the material and illustrations used by Hawkesworth who omitted any mention of the artist. A second edition of Parkinson's *Journal* appeared in 1784 with additional plates and text and an important explanatory preface originally written in 1773 by Dr John Fothergill<sup>1</sup>.

An incomplete edition of Banks' *Journal* was published by J.D. Hooker (1896) based on the manuscript copy held in the British Museum (Natural History). Although Agnes Arber (1945) was doubtful about its usefulness it was nevertheless a major source of information about the natural history of the voyage until the full publication of Banks' *Journal* by Beaglehole (1962).

Cook's *Journal* also has been made available in its entirety by the scholarly editing of John C. Beaglehole (1955). His erudite introductions to both these works provide an excellent account of the history of the voyage particularly in relation to its scientific achievements. The works of Beaglehole are now complemented by the publication of facsimile journals of both Cook (1977) and Banks (1980); both have important scholarly introductions<sup>2</sup>.

The life of Cook is also well documented in Carrington (1939), Williamson (1946), Lloyd (1949), Villiers (1967) and Rienits & Rienits (1968). The bibliography of Cook by Beddie (Mitchell Library, 1970) is an invaluable source. For Banks there are the works of Maiden (1909), E. Smith (1911) and Cameron (1952); and for Solander the works by Fries (1940), Uggla (1955), Selling (1962), Rauschenberg (1964, 1968) and Marshall (1977). Less is known of Banks' artists except in the works by Lysaght<sup>2</sup>. They are also discussed by Blunt (1950), Rienits & Rienits (1963), Blunt & Stearn (1973), B. Smith (1979) and Joppien (1978). Sydney Parkinson is the subject of studies by W.F. Miller (1911), Wilson (1961) and Carr (1983); and the work of Spöring is discussed by Perret (1949, 1968). Other important additional references are noted<sup>3</sup>.

<sup>1</sup> The copy of the first edition of Parkinson's *Journal* (1773) held in the British Museum (Natural History) Library includes after page xxiii a photocopy from a copy of the *Journal* (1773) at the British Library of four pages that were apparently printed for incorporation in this edition of Parkinson's *Journal* (Holmes 1952). Bound in between the photocopy and page 1 is a short account entitled, *Explanatory remarks on the Preface to Sydney Parkinson's Journal* by John Fothergill which was first published in the second edition in 1784. The entry in the *Catalogue of the Library of the British Museum (Natural History)* (1940) for this work implies incorrectly that this is part of the first edition. It is unquestionably the 1784 edition as on page 2 the death of Stanfield Parkinson in 1784 is recorded in a footnote.

<sup>2</sup> The introduction to the facsimile of Cook's *Journal* (1977) includes several important contributions, including those of the late Averil M. Lysaght who wrote chapters on 'Joseph Banks in the *Niger* and the *Endeavour*', and 'Banks's artists on the *Endeavour*'. In addition there is an account of Daniel Solander by J.B. Marshall. Dr Lysaght also wrote the introduction to the facsimile of Banks' *Journal* (1980) which included an interesting essay 'Banksian reflections' as well as a detailed 'Catalogue of drawings by Alexander Buchan, Herman Diedrich Spöring and Sydney Parkinson. . .' held in the British Library. This Catalogue is a revised version of an earlier work published by Lysaght (1979).

<sup>3</sup> Other important additional references noted in the references include, for the life of Cook: Mitchell Library (1928), Begg & Begg (1969), National Library of Australia (1970), Cook (1970), Greenhill (1970), Hoare (1978), Holmes (1936 & 1952), Wharton (1893); for the life of Banks: Duncan (1821), Lysaght (1971), Mackaness (1936), Miller (1973). General references on the voyage include Kaeppeler (1978), Lee (1925), Lemmon (1968); specific references on the botany of the voyage include Barber (1970), Hiern (1901), Kirk (1895), MacGillivray (1970), Maiden (1905), Merrill (1954), Morris (1900), Salkin (1981), H.M. Smith (1974), Stearn (1974 & 1978), and on the zoology of the voyage include Iredale & Troughton (1925), Lysaght (1957 & 1959), Sharman (1970), Whitehead (1969). References on the artists include Lysaght (1977), Morrison Scott & Sawyer (1950), Sawyer (1950), Smith (1960).

The natural history collections made on the voyage by Banks and Solander have been detailed by Carter *et al* (1981) and may be summarised as follows. For the animal kingdom as a whole more than 1000 species may have been collected comprising mammals (5), birds (107+), fishes (248+) arthropods (370+) molluscs (206+) echinoderms (6), salps (9), medusae (30) and some few others. For the plant kingdom it is estimated that some 30,000 individual specimens were collected. The natural history drawings made by Sydney Parkinson on the *Endeavour* voyage comprise twenty-one volumes. The animal drawings are bound in three volumes (which also contain a few drawings by Spöring and Buchan) and the botanical drawings in eighteen volumes. Complementing the specimens and drawings is a very large collection of manuscripts by Banks, Solander and Spöring, written on the voyage, describing each species in detail. A study of these manuscripts has been made by Marshall (1978) and a catalogue of the Solander manuscripts held in the British Museum (Natural History) has been compiled by Diment and Wheeler (in press).

#### BOTANICAL DRAWINGS

The eighteen volumes of botanical drawings are arranged geographically as follows: Madeira (1 volume), Brazil (1 volume), Tierra del Fuego (1 volume), Society Islands (2 volumes)<sup>4</sup>, New Zealand (4 volumes), Australia (8 volumes) and Java (1 volume). Within this geographical scheme the drawings were rearranged after 1905 in the Bentham and Hooker system of classification which is used in the General Herbarium of the Department of Botany. The herbarium has examples of most of the plant specimens collected on the *Endeavour* and a few fern specimens are housed in the Cryptogamic Herbarium.

Sydney Parkinson's plant drawings form one of the most important scientific, historical and artistic products of the voyage. Parkinson was the sole botanical artist on board ship. He made drawings from living specimens collected by Banks and Solander which they selected for illustration on the grounds that they were new or noteworthy. He was closely supervised by Banks and the method employed is outlined by Banks in a letter to Alströmer (Rauschenberg, 1964): 'We sat till dark at the great table with the draughtsman opposite and showed him in what way to make his drawings, ourselves made rapid descriptions of all the details . . . while the specimen was fresh.'

When fresh specimens had wilted and faded before a coloured drawing was completed Parkinson made an outline of the form in pencil, colouring in some detail for finishing later and adding written colour notes, normally on the reverse side of the drawing. In Madeira, Brazil and Tierra del Fuego he finished most drawings but in the Society Islands, New Zealand, Australia and Java he was overwhelmed by the great number of new and remarkable plants. For most of these plants he was able to make only outline drawings. In a few cases there are both outline and finished drawings of the same species by Parkinson, for example the bread fruit from the Society Islands.

The drawings in pencil, ink and watercolours are vital and elegant in design. Many are signed and dated, with the locality written in ink on the verso by Banks.

<sup>4</sup> Britten (1905), in his introduction, erroneously called the Society Islands 'Friendly Islands' and this error, which has misled some research workers, was perpetuated on the title page and spine of the binding of the two Society Island volumes.

## PLANT SPECIMENS

The extensive collections of plants made by Banks and Solander comprise 30,382 specimens including more than 3600 described species (Carter *et al.*, 1981). Of these it is estimated that 1400 species were then new to science. The Banksian set is distributed throughout the herbarium in the Botany Department of the British Museum (Natural History). A large number of duplicates have been distributed to at least fourteen other institutions. In the 1890s the National Museum, Wellington, New Zealand, received 328 specimens and the Auckland Institute and Museum received 249 species (Adams 1981 personal communication). In 1905, 586 species of Australian plants were sent to the Royal Botanic Gardens, Sydney and were listed by Maiden (1906). Other institutes receiving duplicates include Royal Botanic Garden, Edinburgh; Botanischer Garten und Botanisches Museum, Berlin-Dahlem; Martin-Luther-Universität und Botanischer Garten, Halle; Dansk Botanisk Forening, Copenhagen; Muséum National d'Histoire Naturelle, Paris; Naturhistoriska Riksmuseet, Stockholm; Naturhistorisches Museum, Vienna; Smithsonian Institution, Washington DC; Missouri Botanical Garden, St Louis; New York Botanical Garden; and Central National Herbarium at Howrah, Calcutta.

## MANUSCRIPTS

The collection of botanical manuscripts resulting from the voyage is extensive and varied. During the voyage Solander made rapid descriptions of the plants collected according to the Linnaean system. The titles of this first group of manuscripts are as follows: [*Plantae Terra del Fuego*] (January 1769), *Plantae Otaheitisenses* (April to July 1769), [*Plantae Insularum Oceani Pacifici*] (July to August 1769), *Plantae Australiae* [New Zealand] (October 1769 to March 1770), *Plantae Novae Hollandiae* [Australia], (April to August 1770), *Plantae Javanenses* (October 1770 to January 1771), *Plantae Capenses* (March to April 1771), *Plantae Insulae St<sup>ae</sup>. Helenae* (May 1771). These catalogues usually included indices and lists of the contents of the numbered bundles of dried specimens as they were taken back to England. There are no equivalent manuscripts for the plants collected at Madeira or Brazil although a numbered bundle of plants collected in Madeira is extant.

The second group of manuscripts compiled on the voyage comprises fair copies of Solander's descriptions made by an amanuensis, Herman Diedrich Spöring, and includes the following floras: *Primitiae Florae Maderensis*; *Primitiae Florae Brasiliensis*; *Primitiae Florae Terra del Fuego*; *Primitiae Florae Insularum Oceani Pacifici*. The *Primitiae Florae Novae Zelandiae* is considered by Marshall (1978) to be in the hand of Sigismund Bacstrom, another amanuensis, and was therefore made after the return of the *Endeavour* (for discussion see Diment & Wheeler, (in press)). The species were all classified according to the Linnaean system and it is these manuscripts that some authors have referred to as being 'ready for the printers'. For example, in 1772 the Reverend William Sheffield, Keeper of the Ashmolean Museum, Oxford, wrote to the Reverend Gilbert White '... and what is more extraordinary still, all the new genera and species contained in the vast collections described, and the descriptions fairly transcribed and fit to be put to the press.' (Holt-White, 1901).

The Australian plants, which formed the most important portion of the collection were never treated in this way. A transcript of the manuscript *Plantae Novae Hollandiae* was made by two unknown amanuenses referred to by Marshall (1978) as A and B. Britten



(1905) pointed out that there are many errors in this transcript, and considered that it was not finally prepared for publication as the arrangement is not systematic and only the plants considered as new are included. Also there are no flora accounts for the plants collected at Java, the Cape or Saint Helena. Britten (1905) was in error when he claimed that the manuscript entitled *Commencement of a systematic enumeration of the plants collected on Captain Cook's first voyage by Dr Solander* was concerned solely with Java, for as Marshall (1978) pointed out this manuscript includes plants from many collecting localities other than Java. This manuscript contains transcriptions of Solander's descriptions of plants from all localities that come within Classis I of the Linnaean system (Monandria: Monogyna). Some of the transcriptions for Linnaean Classis II (Diandria: Monogyna) have been completed and it would seem that a complete enumeration was envisaged for all the plants collected on the voyage. There is a transcript of *Plantae Javanenses* in the hand of Amanuensis B but like its counterpart for Australia this was not ready for publication.

During the *Endeavour* voyage Solander made entries for his Manuscript Slip Catalogue. These were descriptions of plants, written on slips of paper, systematically arranged in the Linnaean system. These slips were kept in small Solander cases. According to Marshall (1978) Solander made these slips from the manuscript descriptions in [*Plantae Terra del Fuego*], *Plantae Australiae* [New Zealand], *Plantae Otaheiteuses* and [*Plantae Insularum Oceani Pacifici*]. A vertical line of red ink has been drawn through those entries in these manuscripts that Solander copied onto slips. There are also entries for plants collected in Brazil, Madeira and a few slips for plants collected in Australia, Java and South Africa. Many slips have the abbreviation 'Fig Pict' referring to drawings made by Parkinson.

In addition to the Solander manuscripts there is a Banks manuscript entitled *Catalogue of the plants collected by Banks and Solander at Madeira, Brazil, Tierra del Fuego and the Society Islands*. The plants are arranged systematically for each locality in the order of *Species Plantarum* (Linnaeus, 1762). Also given is the bundle number in which each specimen was placed and the number of specimens collected. It probably represents an intermediate stage between the first and second groups of manuscripts.

## PLANS FOR PUBLICATION

### I - NEW BURLINGTON STREET PHASE 1771-1777

After his return to England Banks set about preparing the results of the voyage for publication. The general intention to publish the natural history of the voyage seems to have been known by 19 November 1771 (Llanover, 1861). Banks is said to have reserved £10,000 for publication and he planned a folio work in fourteen volumes, separate from the account of the voyage by Hawkesworth (1773).

Serious work on the botanical drawings and engravings for publication probably started at Banks' New Burlington Street home following his withdrawal from Cook's second voyage and his return from journeys to Iceland and Holland.

From the winter of 1773 the artists John Frederick Miller (fl. 1770s-1790s) and his brother James Miller (fl. 1773-1791) together with John Cleveley (1747-1786) made 210 finished drawings. Thomas Burgis (fl. 1760s-1790s) completed a further three. The finished drawings were based on Parkinson's outline drawings and the artists closely

followed his style, using for reference his notes on colour together with the herbarium specimens. Thus by the summer of 1777, with those already completed by Parkinson on the voyage, at least 483 finished coloured drawings were ready for engraving.

Concurrently with the artists' work Sigismund Bacstrom compiled a master catalogue of the plant drawings indicating those species selected for completed drawings and engravings. It includes the manuscript plant name, the collection locality (e.g. Otaheite), artists' and engravers' names, usually in ink for a completed plate, but otherwise in pencil. Symbols were included to show the finished or unfinished status of the drawings and engravings. The catalogue is arranged by the Linnaean system and there are insertions and corrections by Solander and Jonas Dryander. Altogether 753 drawings were allotted for engraving.

The selection of suitable engravers posed considerable difficulties for Banks, as the best botanical engravers of the day, John Sebastian Miller (1715–c.1790), William Kilburn (1745–1818), Francis Sanson (fl. 1780s–1810), and James Sowerby (1757–1822), were already engaged on two extensive projects: *Illustratis systematis sexualis Linnaei* (1777) by John Sebastian Miller and *Flora Londinensis* (1777–1798) by William Curtis (Henrey, 1975). As Banks was in close touch with these men he was able to observe their working standards and judge what would be needed to bring his own project to fruition. He was also able to observe at first hand the processes and problems inherent in applying colour to the prints from copper engravings, an embellishment so carefully prepared for in the colour notes of Parkinson but which Banks in his lifetime never applied to his own engravings.

However, it is against these two contemporary works of Miller and Curtis that the unpublished plates of the *Endeavour* florilegium of Banks are probably best judged both as pictorial art and as effective botanical illustration.

Banks had little choice but to cast his net wide in the search for suitable engravers. As early as July 1773 he had received trial proofs of engravings from Kaltenhofer of the Akademie der Wissenschaften-Berlin, prepared from specimen drawings sent to him by Banks soon after his return from Holland<sup>5</sup>. Whatever the quality of the work received Kaltenhofer's prices were too high. However, during his visit to Holland Banks had visited Pierre Lyonnet in February 1773. There he formed a high opinion of the engravings of one of Lyonnet's engravers, Gerald Sibelius (d.1785). Just when Sibelius joined Banks in New Burlington Street is unclear but it was probably late in 1774<sup>6</sup>. It is certain that by the end of 1773 Banks had a team of engravers working for him and between 1773 and 1784 eighteen different engravers were to work on the project. Most of these were relatively unknown. The longest serving and most productive engravers were Daniel MacKenzie (251 finished plates), Gerald Sibelius (195) and Gabriel Smith (118). The other engravers listed in order of output for the remaining 189 plates were: Charles White, William Tringham, Robert Blyth, Frederick Polydore Nodder, Jabez Goldar, van Drazowa, Thomas Scratchley, John Lee, Jean-Baptiste Michell, William Smith, Edward Walker, John Roberts, Thomas Morris, Bannerman and Francis Chesham.

That all were supervised by Banks and Solander is shown by the notes written on many of the drawings finished in London instructing the engravers to incorporate corrections.

Some glimpse of what Banks had in mind comes clearly through a letter from Benjamin

<sup>5</sup> Letters from George Ebell to Banks. British Library Additional Manuscripts 8094 p. 21–22, 23–26, 70–73.

<sup>6</sup> Letter from Pierre Lyonnet to Banks. British Library Additional Manuscripts 8094 p. 97.

Franklin to an unknown engraver on 3 November 1773: '... Mr Banks is at present engaged in preparing to publish the Botanical Discoveries of his voyage. He employs 10 engravers for the Plates, in which he is very curious so as not to be quite satisfied in some cases with the expression given by either the Graver, Etching or Metzotints, particularly where there is a wooliness or a multitude of small points on a leaf. I sent him the largest of the specimens you sent containing a number of sprigs. I have not seen him since to know whether your manner would not suit some of his Plants better than the more common methods ...'<sup>7</sup>.

Peter Perez Burdett approached Banks on the same subject in a letter of the same date as that of Franklin<sup>8</sup>. It was prompted independently, it would seem, by Burdett's discussions with Thomas Pennant (1726–1798) of Downing on the application of colour to published illustrations of natural history. The case in point was his inspection of George Knorr's *Lapides diluvi universalis testes*, Volume 4 (1755), with its fifty-seven coloured plates, excellent in their own way as coloured engravings but, in Burdett's view, something to be improved upon if artistic precision was paramount.

He then produced for Banks several samples of what were in effect aquatints showing his own technique for the application of colour<sup>8</sup>.

But while it is clear from the evidence of later years that colour in published prints was in his mind Banks apparently felt unable to depart from attempting the best that engravers on copper could produce in black lines alone. So, in spite of the new fields opened up by the aquatint experiments of Paul Sandby and Peter Burdett, Banks kept his engravers steadily at work exploring various virtuoso techniques of engraving as the prime means of capturing the nuances of shadow and surface texture for the purposes of an exact pictorial record of a plant's essential structures.

## II – THE SOHO SQUARE PHASE 1777–1784

The second phase of the project began in the summer of 1777 when Banks moved from New Burlington Street to 32 Soho Square. Jonas Dryander, a Swedish naturalist, arrived in London in early July and by August 1777 was working with Banks at Soho Square. Amongst the artists a new order had also evolved. John Frederick Miller had been diverted in 1776, with Banks' agreement, to make drawings for Dr Alexander Hunter's new edition of John Evelyn's *Sylva*<sup>9</sup>. Later he had also published, without permission, some of the plant drawings made for Banks who as a result severed all connections with him. James Miller and John Cleveley had also gone their separate ways. In their place, from an obscure background but with a deft artistic touch, had come Frederick Polydore Nodder (fl. 1770s–1800s) to carry alone for the next few years the task of making 271 finished drawings and to add his own modest quota to the copper engravings. MacKenzie, Sibelius and Gabriel Smith continued the main task of engraving.

For nearly five years this regime operated until the sudden death of Solander in May 1782. Even then the work did not entirely cease but the pace apparently slowed down. Indeed the chosen list of plants for engraving had been almost completed, although there

<sup>7</sup> Letter from Benjamin Franklin to an engraver. American Philosophical Society, 81.

<sup>8</sup> Letter from Peter Perez Burdett to Banks. British Library Additional Manuscripts 33977 p. 28–29.

<sup>9</sup> Letter from Edward Hugh Boscawen to Banks. Dawson Turner Correspondence, British Museum (Natural History) I: 69–70. Letter from Sir John Russell to Banks. Dawson Turner Correspondence, British Museum (Natural History) I: 71.

was certainly enough unfinished work to keep Nodder and MacKenzie occupied until the late 1780s.

It is important to note that during this phase, early in 1778, Joseph Gaertner visited Soho Square where Banks gave him free access to the *Endeavour* collections for his taxonomic work on fruits and seeds. He was allowed to study the Solander and Banks diagnoses on the manuscript slips and to dissect, draw and describe those specimens for which there were no duplicates. However, when he left London he was given all duplicates available with Banks' promise of others as they came to hand. Having nearly finished the descriptions and drawings, in June 1784 Gaertner sent Banks his first list of genera with prints of the engravings seeking further particulars of those plants of which he had no specimens. Thus the first two volumes of *De Fructibus et Seminibus Plantarum*, published in 1788 and 1790, are rich with details from the original *Endeavour* plant specimens and their associated manuscript names and diagnoses 'ex herbario Banksiano'.

### III – THE FAILURE OF BANKS TO PUBLISH

By examining Bacstrom's *Catalogue of Drawings* and the supplementary list of plates compiled by Dryander, it is possible to deduce that 753 copper plates were engraved.

It is unlikely that Banks ever intended to publish all of the drawings, as notes on some outline drawings indicate that they were 'not to be finished', and on some finished drawings that they were 'not to be engraved'. This is confirmed in a letter from Banks to Edward Hasted in February 1782 '... Botany has been my favourite Science since my childhood and the reason I have not published the account of my travels is that the first from want of time necessarily brought on by the many preparations to be made for my second voyage, was entrusted to the care of Dr Hawkesworth; and since that I have been engag'd in a Botanical work which I hope soon to publish, as I have now near 700 solid plates prepar'd: it is to give an account of the new plants discovered in my voyage round the world somewhat above 800'.<sup>10</sup> Banks' intention therefore was to publish only new species but his grand plan to publish a florilegium of *Endeavour* plants was never realised.

Banks' failure to publish has been a source of much speculation by Beaglehole (1962) and others (Edwards, 1978; Stearn, 1969). It is likely to have been a combination of reasons but prominent amongst these must have been the magnitude of the project and its high cost.

As early as June 1775 Solander had written in a letter to Banks 'we go on pretty well in Drawing and Engraving, but Mr Van [Drazowa] ... will hardly have finished the painting at your return, he works hard till 5 o'clock, but is immensely slow ...'<sup>11</sup> Banks also notes slow progress in December 1778 in a letter to Linnaeus (fil)<sup>11</sup> '... uninterruptedly, however, as I have applied to the work of engraving for nearly five years. I have not yet advanced above half of my intended progress. About 550 plates are engraved, and I think, if circumstances as yet unexpected do not oblige me to cut it short, it will extend to double that number' (J.E. Smith, 1821). It is apparent therefore that Banks underestimated the time required for the project. It was not possible to speed the process up because of the high standard of engraving demanded by both Banks and Solander. Another six years were to elapse before Banks felt the end of the project might probably be in sight.

<sup>10</sup> Letter from Banks to Edward Hasted. Dawson Turner Correspondence, British Museum (Natural History) II:97-100.

<sup>11</sup> Letter from Dr D.C. Solander to Banks. Mitchell Library Banks Manuscripts As 24/3.

In November 1784 he wrote to Johan Alströmer '... The botanical work with which I am presently involved is nearing its conclusion. Because everything was produced by our common effort, Solander's name will appear on the title page next to mine. While he was alive there was hardly a passage composed on which he was not represented. Since all the descriptions were made when the plants were fresh, nothing remains to be done, except to fully work out the drawings still not finished, and to record the synonyms from books which we did not have with us or which have come out since. All that is left is so little that it can be completed in two months; if only the engravers can come to put the finishing touches on it.' (Rauschenberg, 1964). Again this reveals Banks' underestimate of what was still required. In 1784 most of the drawings and engravings selected for publication were completed but the text was completed for only the first half of the voyage and for New Zealand. Banks' intention was to issue the publication in parts and by 1784 he was probably ready to publish the results of the early part of the voyage.

Solander's death in 1782 must have been a major contributing factor to the failure to publish, although Marshall (1977) points out that Solander was also unable to devote all his time to the publishing project, as he was appointed Keeper of the Department of Natural and Artificial Productions at the British Museum in 1773, and was concurrently curator/librarian to Banks. He played a key role, not only in supervising the artists and engravers, but also in writing the text, a role which became more important as Banks' attention was diverted.

Banks brings this point out in two letters to Martijn van Marum in May 1791 when he wrote that the attention he had to give to the Royal Botanic Garden at Kew had delayed the progress of his own work, which he intended to issue in parts<sup>12</sup>. Then in February 1792 he wrote that his own work on the plants collected during his voyage round the world had been retarded by his attention to public affairs, and particularly with the equipment of vessels making voyages for scientific purposes; he had given much attention to the Royal Garden and the preparation of coloured plates of plants cultivated there<sup>13</sup>. These letters show how Banks' involvement in public affairs adversely affected his plans for the *Endeavour* voyage publication.

A clearer idea of the costs of the project likely to have been incurred by Banks, can be obtained by examining the work of Daniel MacKenzie. MacKenzie was the principal engraver for the *Endeavour* drawings and was also used by Banks for engraving most of the plates for Franz Bauer's *Delineation of Exotick Plants* (1796) as well as engraving 250 of the 300 plates for Roxburgh's *Plants of the Coast of Coromandel* over the years 1795–1800. Everard Home recorded in a copy of Bauer's work (now held in the Botany Library, British Museum (Natural History)) that MacKenzie was paid four guineas for each plate for the work by Bauer. These are magnificent plates completed with the utmost attention to detail and accuracy and can be compared in quality to those completed by Mackenzie for the *Endeavour* voyage.

In 1794 Banks in a letter to the Honourable East India Company estimates the cost and presents a plan for the publication of Dr Roxburgh's *Plants of the Coast of Coromandel*<sup>14</sup>. This publication is based on drawings of plants made by native Indian artists with

<sup>12</sup> Letter from Banks to Martijn van Marum. British Library Additional Manuscripts 56297–56302 Joseph Banks Papers XLI–XLV (68(i) p. 11).

<sup>13</sup> Letter from Banks to Martijn van Marum. British Library Additional Manuscripts 56297–56302 Joseph Banks Papers XLI–XLV (68(i) p. 12).

<sup>14</sup> Letter from Banks to the Court of Directors of the Honourable East India Company. Dawson Turner Correspondence, British Museum (Natural History) 9: 52–56.

descriptions compiled by Roxburgh. Banks recommends publication in parts suggesting two fascicles each year consisting of 25 plates each with text. He estimates the cost of engraving the plates at £3 each. This figure is lower than MacKenzie was paid for the Bauer plates probably because the style of the engraving is much simpler and less detailed than either the Bauer plates or the *Endeavour* plates. It is likely that the minimum cost of engraving the *Endeavour* voyage plates averaged in the region of £3 each. The cost of the completed drawings made in London was probably about £3 each. This figure is based on the price offered to John Frederick Miller for drawings for Alexander Hunter's edition of Evelyn's *Sylva* by Sir John Russell in a letter to Banks in May 1774 (see Footnote 9, p. 11). These figures give a total cost for the plates of £4518 (i.e. 753×£6). Based on Banks' estimate for Roxburgh's *Plants of the Coast of Coromandel*, the printing of the text and binding could have been a further £7500. Thus the minimum total cost of publishing the botanical results of the *Endeavour* voyage would have been a little in excess of £12,000. This was an enormous sum probably equivalent to £720,000 in today's money (Rousseau & Porter, 1980).

At a time when the American War of Independence (1775–1781) and problems of trade in long wool and agriculture generally had produced economic depression, finance may have proved a great obstacle to publication. Banks' income was particularly affected by arrears of rent from his agricultural estates in Lincolnshire. Moreover, a period of continuing depression held little prospect of successful sales of luxury publications. The French Revolution from 1789 followed by the Napoleonic Wars also affected the economy of Europe until after 1815.

#### THE POST-BANKSIAN PHASE

I – 1820–1905

It is known that the engravers took about three sets of black ink impressions and that some proofs were sent to other botanists. One such proof set is bound with the drawings at the British Museum (Natural History), South Kensington. Twenty-eight plates form a folio volume in the Akademie Library, Berlin; some sixty went to the Alströmers family in Sweden; others went to A. von Haller (Berne), F. Allamand (Leiden), A.J. Cavanilles (Paris) and possibly P.S. Pallas (St Petersburg); but how many were so distributed is not clear. During Banks' lifetime, however, the *Endeavour* collections were freely available for inspection and study by scholars.

Shortly before his death in 1820 Banks bequeathed his magnificent herbarium and library to his curator/librarian Robert Brown who had served first as an assistant to Dryander and from 1810 was in sole charge of the Collections. The will read '... I also give to the said Robert Brown the use and enjoyment during his life of my library, herbarium, manuscripts, drawings, copper plates engraved and everything else that is contained in my collections ... and after his decease then I give and bequeath the same to the Trustees for the time being of the British Museum, or if it shall be the desire of the said Trustees and the said Robert Brown shall consent to have the same removed to the British Museum in his life time he shall be at liberty to do so ...' (Committee on Botanical Work, 1901). The Trustees opened negotiations with Brown for the acquisition of the Banksian library and collections in February 1823. It was not until 1827 that the negotiations were

completed and the collection with its keeper came under the care of the Trustees. From 1827–1835 Brown served as Keeper of the Banksian Botanical Collection. In 1834 the Trustees decided to place all the botanical collections under Brown's care and he served as Keeper of the Botanical Collections until his death in 1858.

The publication of any part of the *Endeavour* collections was never considered until William Carruthers, Keeper of Botany 1871–1895, urged the Trustees to publish the plates. On 18 June 1890 he submitted a report to them recommending the publication of a series of engraved copper plates illustrating the plants collected on Captain Cook's first and second voyages. He estimated the cost of producing 300 copies of the engravings with letter-press, bound in three volumes folio and one volume quarto, would be £900. He informed the Trustees that the booksellers Dulau & Company were prepared to give £400 for 150 copies and that the copper plates could then be sold for £100. The Trustees postponed consideration of the subject<sup>15</sup>. Mr F. Justen of Dulau & Company then wrote to the Trustees proposing that an edition of 300 copies be printed at Dulau & Company's expense; 150 copies to be delivered to the Trustees with the copper plates<sup>16</sup>. The Trustees declined Mr Justen's offer but agreed that the publication of the plates was desirable and instructed that further enquiries be made to ascertain the cost of publication. Carruthers submitted two further reports on 13 and 22 October 1890 giving details of printers estimates but again it was deferred<sup>17</sup>. The subject next arose in June 1893 when Sir Joseph Hooker requested permission to publish a transcript of Banks' journal made on Cook's first voyage but a decision was deferred<sup>18</sup>. In October 1894 Sir James Hector, Director of the New Zealand Institute, requested proofs of the plates of New Zealand plants and copies of related manuscripts for a new Flora which was being prepared for New Zealand by Thomas Kirk. The Trustees agreed to this request<sup>19</sup> but Kirk died in 1897 and the prints were never published. George Murray succeeded Carruthers as Keeper of Botany in 1895 and he submitted a report to the Trustees in November 1898 recommending publication of the plates from Cook's first and second voyage. He included detailed estimates for 300 copies and suggested that publication of the work should be extended over five years. The Trustees requested estimates for 500 copies and also requested estimates from foreign printers<sup>20</sup>.

Murray submitted a further report in January 1899 including further estimates for printing an edition of 500 copies<sup>21</sup>. He recommended that the cheaper method of lithographic transfer be employed, that the edition be 300 copies and that the estimate of Hazell Watson and Viney for printing the plates and text be accepted. The total cost was estimated as:

Plates	£1093. 15. 0.
Text	£ 180. 0. 0.
Total	£1273. 15. 0.

<sup>15</sup> British Museum (Natural History) Trustees Minutes 25 May 1889 to 22 June 1895, Volume 2. p. 637–638.

<sup>16</sup> British Museum (Natural History) Trustees Minutes 25 May 1889 to 22 June 1895. Volume 2 p. 650–651.

<sup>17</sup> British Museum (Natural History) Trustees Minutes 25 May 1889 to 22 June 1895. Volume 2 p. 665, p. 772.

<sup>18</sup> British Museum (Natural History) Trustees Minutes 25 May 1889 to 22 June 1895. Volume 2 p. 922.

<sup>19</sup> British Museum (Natural History) Trustees Minutes 25 May 1889 to 22 June 1895. Volume 2 p. 1041–1042.

<sup>20</sup> British Museum (Natural History) Trustees Minutes 27 July 1895 to 25 November 1899. Volume 3 p. 1535–1537.

<sup>21</sup> British Museum (Natural History) Trustees Minutes 27 July 1895 to 25 November 1899. Volume 3 p. 1553–1554.

The Trustees approved Murray's recommendations and directed that the work proceed when the financial estimates for the following year had been settled by the Treasury, the expenditure to be spread over three or four years. In April 1900, nearly ten years after Carruthers' original recommendation the first part was published under the direction of James Britten as *Illustrations of Australian Plants* . . . Three parts were issued:

- Part I Plates 1–100 in 1900  
 Part II Plates 101–243 in 1901  
 Part III Plates 244–318 in 1905

The plates were printed from lithographic stones prepared from the set of eighteenth century proof engravings and were accompanied by Solander's descriptions in Latin with the nomenclature updated by James Britten. Britten also included three additional Australian plants for which no engravings existed. Robert Morgan made new lithographic stones for these. The cost of producing the Australian plates was £837 and it had taken five years to complete that section alone. Britten reported that in his opinion the greater part of the remaining plates were already known to the scientific world, and the Trustees directed that publication should cease with Part III<sup>22</sup>. The Australian plates represented less than half of the Banksian copper plate collection relating to Cook's first and second voyages and the estimated cost in 1905 to complete the project would have been in excess of £800 in addition to the staff time required to supervise it.

## II – 1960–PRESENT

Although Banks' grand plan for publication of his *Endeavour* collections did not come to fruition, the collections at the British Museum (Natural History), South Kensington have always been available to, and indeed used by scholars from all over the world. In the early 1960s a sample of 30 engravings from plates chosen on aesthetic grounds from each of the main geographical areas were printed in black under the inappropriate title, *Captain Cook's Florilegium* (Blunt & Stearn, 1973). Under the aegis of the British Museum (Natural History), Alecto Historical Editions are publishing all the engravings from the 738 extant plates giving them a more appropriate title – *Banks' Florilegium* (Diment & Humphries, 1980–). The printing technique, employing colour *à la poupée*, derives from a method initiated by Johannes Teyler (fl. 1650–1700) and revived (post 1796) by Pierre-Joseph Redouté (1759–1840) in conjunction with stipple engraving. This method seems curiously to have escaped English engravers (Blunt, 1950). The whole printing, of 34 boxes, will take about eight years. The first fourteen parts (315 plates) of the 337 Australian species are already published. The engravings of plants from the *Endeavour* voyage as originally selected and supervised by Banks over two centuries ago are thus finally being printed and published.

This catalogue brings together for the first time details of the specimens, drawings, copper plates, related manuscripts and publications.

<sup>22</sup> British Museum (Natural History) Trustees Minutes 23 January to 24 November 1906. Volume 5 p. 2347.



## AUSTRALIA

The first part of the catalogue is concerned with the drawings of plants collected on the east coast of Australia from April 28 to August 23, 1770. The localities at which Banks and Solander collected plants are as follows: in New South Wales: Botany Bay (Kurnell, Sydney); and in Queensland: Bustard Bay, Quail Island, Thirsty Sound, Bay of Inlets, Palm Island (Great Palm Island), Rocky Point, Mission Bay, Cape Grafton, Endeavour River, Point Lookout (= Lookout Point), north of Cape Flattery, Lizard Island, Islands of Cape Fear, Eagle Island, Possession Island, Booby Island, (after Groves, 1962).

In a few instances (e.g. A2/66) there is some discrepancy between the locality cited on specimens and that given on the drawings. These discrepancies may be explained by the practice of amalgamating the notes from collections from adjacent localities over a short period, e.g. Quail Island, Thirsty Sound and Bay of Inlets for 29–31 May. Parkinson was forced to complete sketches sometime after the collection of plant specimens with the result that the locality on the drawing may differ from that on specimens.

### EXPLANATION OF CATALOGUE ENTRY

#### SAMPLE ENTRY

A1/1 DILLENIA ALATA (R. Brown ex de Candolle) Banks & Solander ex Martelli in Beccari, *Malesia* 3: 157 (1886).

SPECIMEN: 3 sheets, Endeavour River, Point Lookout (holotype).

MANUSCRIPT: Solander, D. Pl. Nov. Holl. 2: 271–273, 295 'Dillenia alata'; Britten, J. 1900 *Ill.*: 5 *pro descr.*; 1973 *CF*: pl. 16 *pro descr.*

OUTLINE DRAWING: pencil outlines with colour references [SP]; *r*[pencil] 'Brown' [SP]; *v* 'The old stalks sordid brown' [SP]; 'Dillenia alata' [unknown]; [ink] 'Endeavours River' [JB]. 545×365/440.

FINISHED DRAWING: watercolours *r*[ink] 'Fred<sup>k</sup> Polydore Nodder. Pinx<sup>t</sup> 1778'. 540×365/450; see Beaglehole, J.C. 1962 2: pl. 26; Carr, D.J. [Ed.] 1983 pl. 122 p. 129.

COPPER PLATE: [GS]; Bacstrom, S. Ms.: 90; Brown, R. Ms.: 22/542. 460×295/450; engraving proof *r*[pencil] 'Dillenia alata' [unknown]; lithograph Britten, J. 1900 *Ill.*: pl. 1; engraving 1973 *CF*: pl. 16; col. engraving 1980 *BF*: pl. 1.

CATALOGUE NUMBER The catalogue number includes a letter denoting the country, e.g. A for Australia, followed by the volume number and folio number of the drawings.

e.g. A1/1 = Australia Volume 1 Folio 1




Fig. 1 (A1/24) A, *Hibiscus meraukensis*, specimen collected by Banks and Solander from Palm Island, Endeavour River on Cook's first voyage 1768–1771; B, original field note in Solander's hand indicating Banksian name, locality and family number [No. 63]; C, verso of remounted herbarium specimens showing locality details in Dryander's hand.

NAME The modern botanical name and its place and date of valid publication are given.

Abbreviations of serial titles comply with the principles adopted in the fourth edition of the *World List of Scientific Periodicals*.

Abbreviations of book titles follow F.A. Stafleu and R.S. Cowan 1967. *Taxonomic Literature* Volume 1-.

Abbreviations for herbaria follow P.K. Holmgren, W. Keuken & G.K. Schofield 1981. *Index Herbariorum*. Part I. The herbaria of the world.

SPECIMEN(S) Details of specimens located in the Department of Botany, British Museum (Natural History). The locality is recorded when it is in Daniel Solander's, Jonas Dryander's or Robert Brown's hand (Fig. 1).

Holotypes, isotypes, syntypes and designated lectotypes are indicated.

Only specimens that relate to drawings are included

e.g. AI/1 DILLENIA ALATA

Specimen: 3 sheets, Endeavour River, Point Lookout (holotype).

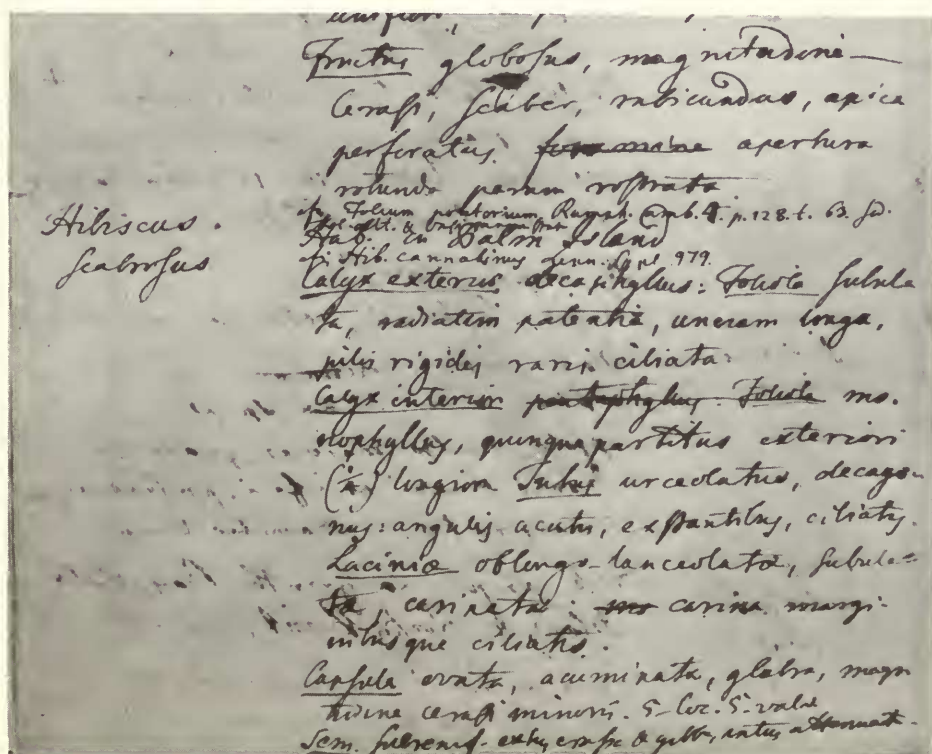


Fig. 2 (AI/24) Daniel Carlsson Solander. *Plantae Novae Hollandiae* [Australia] Volume 1: 160. Entry for *Hibiscus scabrosus* [= *Hibiscus meraukensis*] is shown.

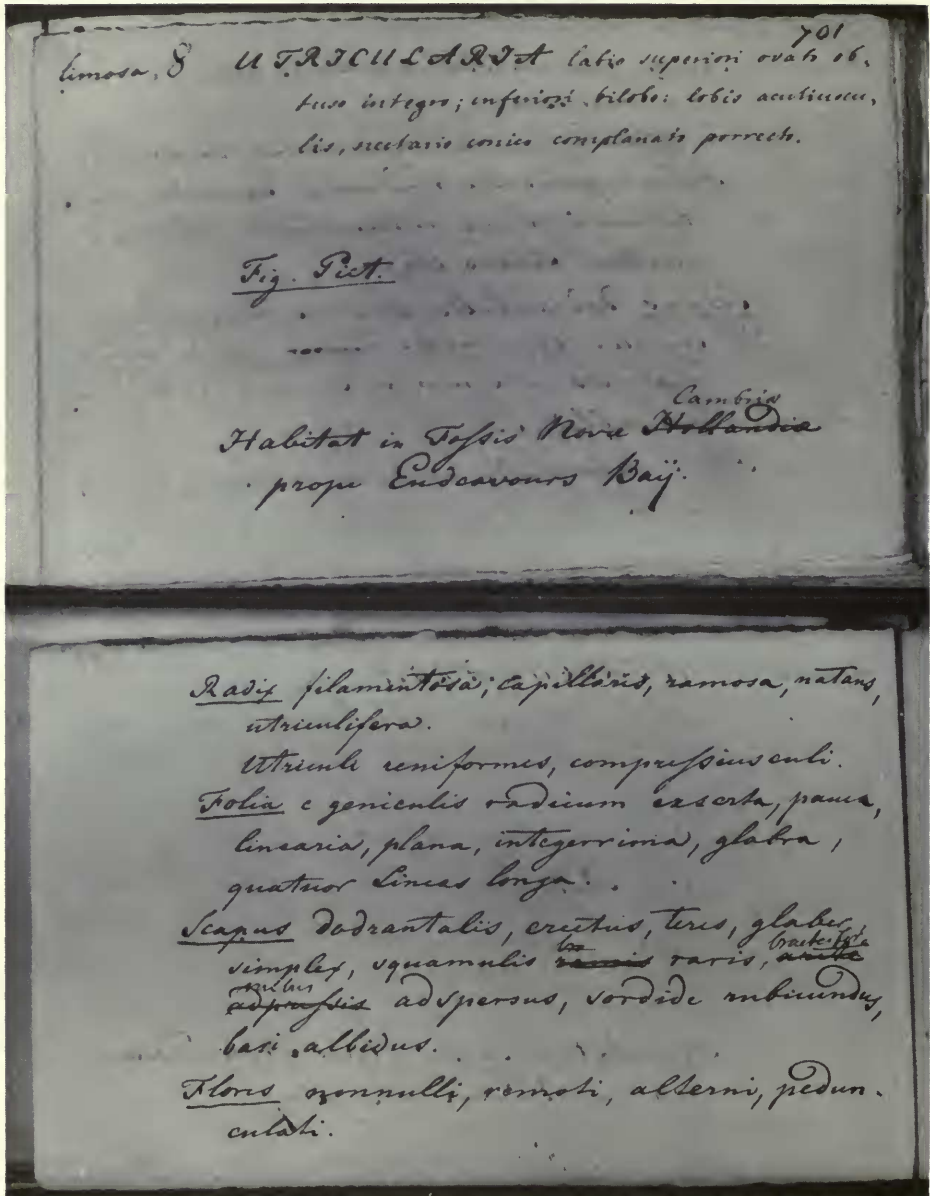


Fig. 3 (A6/272B) Daniel Carlsson Solander. Manuscript Slip Catalogue Volume I: 701-705. Entry for *Utricularia limosa* is shown.



Fig. 4 (A1/24) A, *Hibiscus meraukensis*, outline sketch with colour references; B, verso - colour notes in hand of Sydney Parkinson; C, verso - locality (Cape Grafton) in hand of Joseph Banks.



Fig. 5 (A1/24) Frederick Polydore Nodder. *Hibiscus meraukensis*. Watercolour drawing.

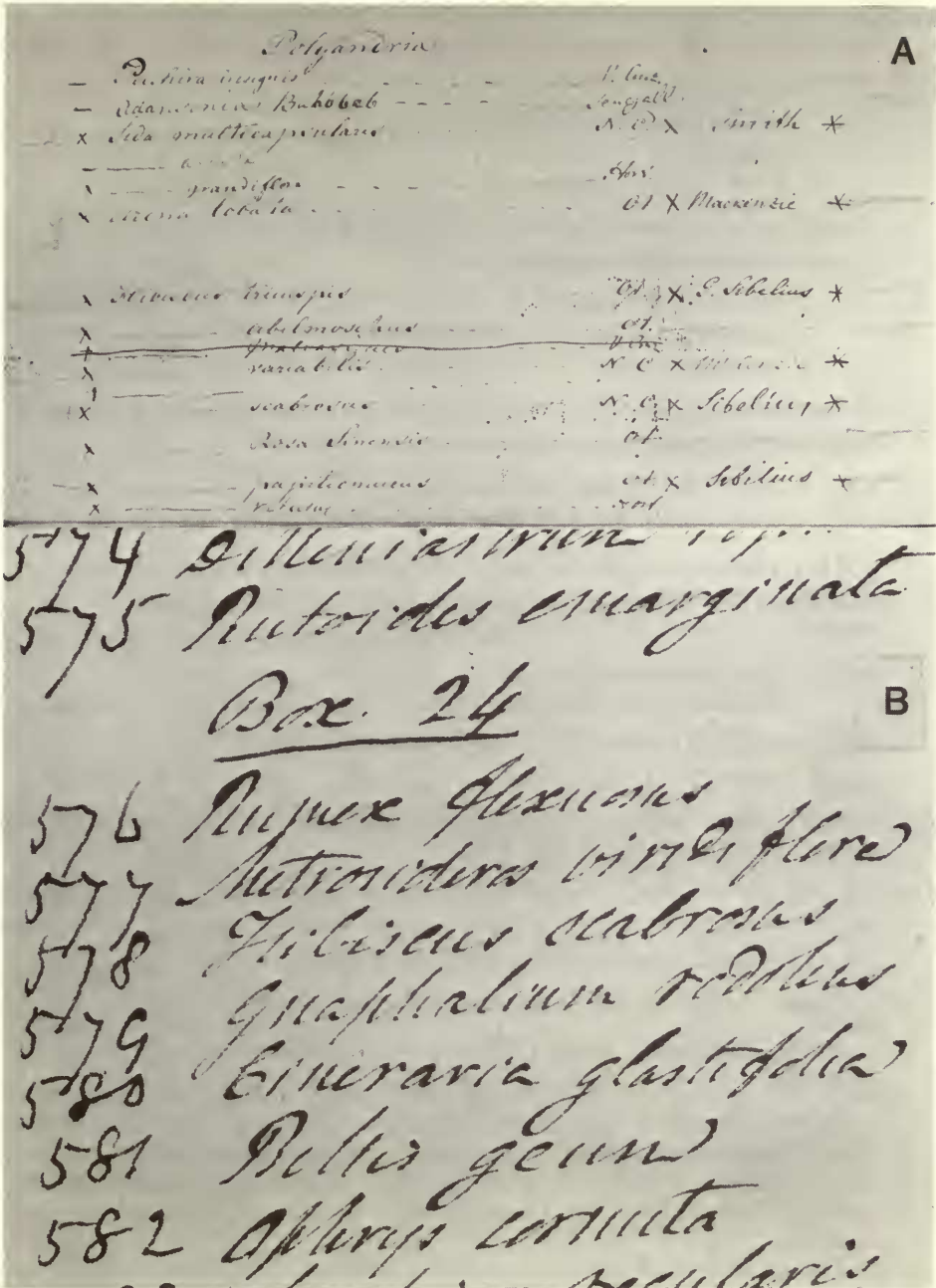


Fig. 6 (A1/24) A, Sigismund Bacstrom. Catalogue of the botanical drawings in the library of Sir Joseph Banks. Entry for *Hibiscus scabrosus* (= *Hibiscus meraukensis*) is shown. B, Robert Brown. Catalogue of engraved copper plates in the presses in the Engravers' room (under the Inner Library or Herbarium). Entry for *Hibiscus scabrosus* (= *Hibiscus meraukensis*). Box 24 No. 578 is shown.

**MANUSCRIPT I.** The volume and page reference to the original description of the plant in Daniel Solander, *Plantae Novae Hollandiae* (Pl. Nov. Holl.) is noted together with the name used in the manuscript by Solander.

- e.g. A1/24 **HIBISCUS MERAUKENSIS**  
 Manuscript: Solander, D. Pl. Nov. Holl.  
 I: 160 'Hibiscus scabrosus' (Fig. 2).

In most cases the manuscript name has been reduced to synonymy

- e.g. A1/2 **HIBBERTIA BANKSII**  
 Manuscript: Solander, D. Pl. Nov. Holl. 3: 367–368 'Curatelloides cistifolia', a synonym for *Hibbertia banksii* (R. Brown ex de Candolle) Bentham.

2. Where relevant the volume and page reference to the description in Daniel Solander's Manuscript Slip Catalogue is noted

- e.g. A6/272b **UTRICULARIA LIMOSA**  
 Solander, D. Slip Catalogue I: 701–705 (Fig. 3).

3. This is followed by the reference to the published version of Solander's description of the plant in J. Britten 1900–1905. *Illustrations of Australian Plants* . . .

- e.g. A1/1 **DILLENIA ALATA**  
 Britten, J. 1900 Ill.: 5 *pro descr.*

and Blunt, W. & Stearn, W.T. 1973. *Cook's Florilegium*

- e.g. 1973 CF: pl. 16 *pro descr.*

**OUTLINE DRAWING** These are the outline drawings made by Sydney Parkinson on the voyage (Fig. 4A, B, C).

**FINISHED DRAWING** These are either completed drawings made by Sydney Parkinson on the voyage or by the team of artists working in London from 1773–1784 (Fig. 5).

The following details are given for each drawing:

1. Media, i.e. pencil, ink, watercolours, etc.
2. Sydney Parkinson's initials [SP] are given in square brackets for his unsigned drawings.
3. All the annotations on the drawings that are considered to have been made in Banks' lifetime are recorded. Annotations on the recto of the drawing are preceded by *r* and those on the verso by *v*. All annotations are included between inverted commas. The medium of the annotations (i.e. pencil or ink) is noted in square brackets.

The annotations include colour notes by Parkinson, the manuscript name of the plant assigned by Banks and Solander and the locality from which the specimen was collected.

In some instances part of the annotation has been partially deleted by Parkinson; where it is still possible to read these they have been transcribed and enclosed between double square brackets, e.g. [[ ]]. Some of the finished drawings also have correction notes which are instructions to the engravers. Many of Parkinson's drawings also have a number which is recorded.



When a drawing has been published the reference is given to the publication; this has been done only for the most important works including:

BEAGLEHOLE, J.C. Editor. 1962. *The Endeavour journal of Joseph Banks 1768–1771*. Sydney (The Trustees of the Public Library of New South Wales in association with Angus and Robertson) 2 vols. (Vol. 1, xxvii – 476 pp 60 pls; Vol. 2, xvi–406 pp 57 pls)

e.g. A1/1 DILLENIA ALATA  
see Beaglehole, J.C. 1962 2: pl. 26

STEARNS, W. T. 1968. The botanical results of the *Endeavour* voyage. *Endeavour* xxvii: 3–10 pls 1–9.

e.g. A2/86 ERYTHRINA VESPERTILIO  
see Stearn, W. T. 1968. *Endeavour* xxvii: 6, fig. 5 col. pl.

CARR, D. J. Editor. 1983. *Sydney Parkinson Artist of Cook's Endeavour Voyage*. Canberra (British Museum (Natural History) in association with Australian National University Press) 290 pp 253 pls.

e.g. A1/1 DILLENIA ALATA  
see Carr, D.J. [Ed.] 1983 pl. 122 p. 129.

Colour plates are noted

e.g. A1/24 HIBISCUS MERAUKENSIS  
see Beaglehole, J.C. 1962 2: pl. iv col. pl.

The size of the drawing is recorded in millimetres as follows: height×width/  
height of plant drawn.

e.g. A1/1 DILLENIA ALATA  
545×365/440.

**COPPER PLATE** The name of the engraver is recorded by initials in square brackets e.g. [GS]. The name of the engraver is usually taken from Bacstrom's Catalogue of the botanical drawings in the library of Sir Joseph Banks, and/or occasionally the engraving proof is signed by the engraver.

The copper plates were catalogued by Robert Brown when they were stored in boxes in the British Museum. The box number and plate number is indicated

e.g. A1/24 HIBISCUS MERAUKENSIS  
Brown, R.Ms: 24/578  
this is plate number 578 in box 24 (Fig 6B).

Occasionally the plate number is missing and it has only been possible to assign a box number.

The size of the copper plate is recorded in millimetres as follows: height×width/  
height of plant engraved. e.g. 460×295/450.

**ENGRAVING PROOF** The engraving proofs taken from the copper plates in the eighteenth century are recorded (Fig. 7).

All annotations are noted as for the drawings.

**LITHOGRAPH** The lithographs made from the copper plates from 1900–1905 and published in Britten, J. *Illustrations of Australian Plants*. . . are recorded, including the plate number.

e.g. A1/1 DILLENIA ALATA  
lithograph; Britten, J. 1900 *Ill.*: pl. 1.



Fig. 7 (A1/8) Daniel MacKenzie. *Capparis lucida*. Black and white eighteenth century proof engraving.




Fig. 8 (A4/174) *Myrmecodia beccarii* in Britten, J. 1905. *Illustrations of Australian plants*. London (British Museum) plate 148. A lithograph from a specially prepared stone by Robert Morgan. Three stones were made for important drawings for which there were no copper plates.

Lithographic stones made by Robert Morgan for Britten are indicated by [RM]  
 e.g. A4/174 MYRMECODIA BECCARII  
 lithograph; [RM]; Britten, J. 1900 *Ill.*: pl. 148 (Fig. 8).

ENGRAVING The black and white engravings made from the copper plates and published  
 in *Cook's Florilegium* (Blunt & Stearn 1973) are recorded including the date and  
 plate number

e.g. A1/1 DILLENIA ALATA.  
 engraving 1973 *CF*: pl. 16.

The coloured engravings made from the copper plates and published in *Banks'*  
*Florilegium* (Diment & Humphries 1980-) are recorded with date of publication  
 and plate number

e.g. A1/24 HIBISCUS MERAUKENSIS  
 col. engraving 1980 *BF*: pl. 23. (Fig. 9).

#### ABBREVIATIONS

##### *Names of Engravers*

B	Bannerman
RB	Robert Blyth
FC	Francis Chesham
D	Van Drazowa
JG	Jabez Goldar
JL	John Lee
DM	Daniel MacKenzie
M	Jean-Baptiste Michell
TM	Thomas Morris
FPN	Frederick Polydore Nodder
JR	John Roberts
TS	Thomas Scratchley
GS	Gerald Sibelius
G. Smith	Gabriel Smith
WS	William Smith
WT	William Tringham
EW	Edward Walker
CW	Charles White

##### *Other names*

JB	Joseph Banks
RM	Robert Morgan
SP	Sydney Parkinson
Sm.	James Edward Smith

##### *Countries*

A	Australia
NZ	New Zealand
B	Brazil
SI	Society Islands
T	Tierra del Fuego
M	Madeira
J	Java

\*Items prefixed by an asterisk were not seen by the compilers.

#### INDEXES

1. Index of plant names – alphabetical, including the family names, modern species names and manuscript names with reference to the catalogue entry number.
2. Geographical index – alphabetical for localities with reference to the catalogue entry number.
3. Name index – alphabetical for names of artists and engravers, with reference to the catalogue entry number.

## MICROFICHE

A microfiche collection of all specimens, drawings, engravings and lithographs recorded in the catalogue is available from Meckler Publishing, 520 Riverside Avenue, Westport, C.T. 06880, U.S.A.

## ACKNOWLEDGEMENTS

Grateful thanks are due to many of our colleagues in the Department of Botany especially the Keeper, Mr J.F.M. Cannon, Mr A.O. Chater, Mr E.W. Groves, Mr J.R. Press and Mr J.B. Marshall. We are grateful to Mr A.P. Harvey, Head of Department of Library Services, for critically reading the manuscript. We acknowledge helpful advice and encouragement from Mr A.C. Wheeler, Department of Zoology. Thanks also to Mr. H.B. Carter for most useful discussions and information generously given from the manuscript of his forthcoming biography of Sir Joseph Banks. In particular, the authors wish to thank Dr D.J. McGillivray, Royal Botanic Gardens, Sydney, for the invaluable help and discussions about nomenclature and Mr. P. Taylor, Royal Botanic Gardens, Kew, for the nomenclatural details of *Utricularia*. We also wish to thank Mr. P. Hulton, Department of Prints & Drawings, British Museum, for helpful discussions and advice on cataloguing drawings. We wish to thank Miss L. Hosking, Mrs M. Newman and Mrs S. Burton for typing the manuscript. Miss E. Shaughnessy wishes to acknowledge the encouragement of Mr J. G. Studholme, Editions Alecto Ltd.

## REFERENCES

- ARBER, A. 1945. Sir Joseph Banks and botany. *Chronica Botanica* 9: 94–106.
- BANKS, J. 1980. *The Journal of Joseph Banks in the Endeavour*. Guildford (Genesis Publications Limited) 2 vols.
- BARBER, H.N. 1970. The botany of the South Pacific. In G.M. Badger, *Captain Cook*. Canberra (Australian National University Press): 87–117 pls. 14–22.
- BEAGLEHOLE, J.C. [Editor] 1955. *The journals of Captain James Cook on his voyages of discovery*. Vol. I. The voyage of the *Endeavour* 1768–1771. Cambridge (University Press for the Hakluyt Society) 684 pp. 46 pls.
- [Editor] 1962. *The Endeavour journal of Joseph Banks 1768–1771*. Sydney (The Trustees of the Public Library of New South Wales in association with Angus and Robertson) 2 vols.
- BEGG, A.C. & BEGG, N.C. 1969. *James Cook and New Zealand*. Wellington (A.R. Shearer, Government Printer) 156 pp. 183 pls.
- BLUNT, W. 1950. *The art of botanical illustration*. London (Collins) 304 pp. 181 pls.
- BLUNT, W. & STEARN, W.T. [Editors] 1973. *Captain Cook's florilegium: a selection of engravings from the drawings of plants collected by Joseph Banks and Daniel Solander on Captain Cook's first voyage to the islands of the Pacific*. London (Lion and Unicorn Press) 122 pp. 42 pls.

- BRITTEN, J. 1900–1905. *Illustrations of Australian plants collected in 1770 during Captain Cook's voyage round the world in HMS Endeavour by the Right Hon. Sir Joseph Banks . . . and Dr Daniel Solander . . . with determinations by James Britten*. London (British Museum (Natural History)) 102 pp. 318 pls.
- 1905. The collections of Banks and Solander. *Journal of Botany, British and Foreign* **43**: 284–290.
- CAMERON, H.C. 1952. *Sir Joseph Banks*. London (Batchworth) 341 pp. 10 pls.
- CARR, D.J. [Editor] 1983. *Sydney Parkinson*. Canberra (British Museum (Natural History) in association with Australian National University Press) 290 pp. 253 pls.
- CARRINGTON, H. 1939. *Life of Captain Cook*. London (Sidgwick & Jackson Ltd.) 324 pp. 21 pls.
- CARTER, H.B. 1981. Sir Joseph Banks: the cryptic Georgian. *Lincolnshire History and Archaeology* **16**: 53–62.
- CARTER, H.B., DIMENT, J.A., HUMPHRIES, C.J. & WHEELER, A.C. 1981. The Banksian natural history collections of the *Endeavour* voyage and their relevance to modern taxonomy. In A.C. Wheeler & J.H. Price [Editors] *History in the Service of Systematics*. London (Society for the Bibliography of Natural History): 61–70.
- COMMITTEE ON BOTANICAL WORK 1901. *Report to the Lords Commissioners of his Majesty's Treasury of the Departmental Committee on Botanical Work and Collections at the British Museum and at Kew*. London (HMSO): 100–101.
- COOK, J. 1970. *Captain Cook: his artists, his voyages*. Sydney (Daily Telegraph) 64 pp. 79 pls.
- 1977. *The journal of H.M.S. Endeavour 1768–1771*. Guildford (Genesis Publications Limited) 527 pp. 40 pls.
- DAVIES, J.D.G. 1943. Sir Joseph Banks. *Nature*, **151**: 181–183.
- DIMENT, J.A. & HUMPHRIES, C.J. [Editors] 1980—. *Banks' Florilegium: a publication in thirty-four parts of seven hundred and thirty-eight copperplate engravings of plants collected on Captain James Cook's first voyage . . . gathered and classified by . . . Sir Joseph Banks . . . and Dr Daniel Solander . . . engraved . . . after drawings . . . by Sydney Parkinson*. London (Alecto Historical Editions in association with the British Museum (Natural History)).
- & WHEELER, A.C. (in press). Catalogue of the natural history manuscripts and letters by Daniel Carl Solander (1733–1782), or attributed to him, held in British collections. *Archives of Natural History*.
- DUNCAN, A. 1821. *A short account of the life of the right honourable Sir Joseph Banks, K.B. President of the Royal Society of London*. Edinburgh (P. Neill) 20 pp.
- EDWARDS, P.I. 1978. Sir Joseph Banks and the botany of Captain Cook's three voyages of exploration. *Pacific studies* **2**: 20–43.
- FRIES, R.E. 1940. Daniel Solander. *Kungliga Svenska Vetenskapsakademiens Arsbok* **38**: 279–301.
- GREENHILL, B. 1970. *James Cook: the opening of the Pacific*. London (Her Majesty's Stationery Office) 32 pp. 50 pls.
- GROVES, E.W. 1962. Notes on the botanical specimens collected by Banks and Solander on Cook's first voyage, together with an itinerary of landing localities. *Journal of the Society for the Bibliography of Natural History* **4**: 57–62.

- HAWKESWORTH, J. 1773. *An account of the voyages undertaken by the order of His present Majesty for making discoveries in the southern hemisphere . . . Drawn up from the journals which were kept by the several commanders, and from the papers of Joseph Banks esq.* 2nd ed. London (Strahan & Cadell) 3 vols.
- HENREY, B. 1975. *British botanical and horticultural literature before 1800*. Vol. 2. Oxford (Oxford University Press): 67.
- HIERN, W.P. 1901. Banks and Solander's Australian figs. *Journal of Botany, British and Foreign* **39**: 1-5.
- HOARE, M.E. 1978. Cook studies: whither now? *Pacific studies* **I**: 195-217.
- HOLMES, M. 1936. *An introduction to the bibliography of Captain James Cook, R.N.* London (Francis Edwards Ltd.) 59 pp.
- 1952. *Captain James Cook, R.N., F.R.S. A bibliographical excursion*. London (Francis Edwards Ltd.) 103 pp. 11 pls.
- HOLT-WHITE, R. 1901. *The life and letters of Gilbert White of Selborne*. Vol. 1. London (John Murray): 210-211.
- HOOKE, J.D. 1896. *Journal of the Right Hon. Sir Joseph Banks*. . . London (Macmillan) 466 pp. 7 pls.
- IREDALE, T. & TROUGHTON, E. LE G. 1925. Captain Cook's Kangaroo. *Australian Zoologist* **3**: 311-316.
- JOPPIEN, R. 1978. *The artistic bequest of Captain Cook's voyages*. (Preprint of a paper given at the Conference on Captain James Cook and his Times, Simon Fraser University.) Burnaby (The University) 37 pp.
- KAEPPLER, A.L. 1978. *Artificial curiosities*. Honolulu (Bishop Museum Press) 293 pp. 622 pls.
- KIRK, T.W. 1895. Notes on MS. descriptions of collections made during Captain Cook's first voyage. *Transactions of the New Zealand Institute* **28**: 491-493.
- LEE, I. 1925. *Early explorers in Australia*. London (Methuen) 651 pp. 41 pls.
- LEMMON, K. 1968. *The golden age of plant hunters*. London (Phoenix House) 229 pp. 20 pls.
- LINNAEUS, C. 1762-1763. *Species plantarum*. 2nd ed. Holmiae. 2 vols.
- LLANOVER, Lady [Editor] 1861. *The autobiography and correspondence of Mary Granville, Mrs. Delany . . .* Vol. 1 London (Bentley): 371-372.
- LLOYD, C. 1949. *The voyages of Captain James Cook*. London (Cresset Press) 384 pp. 4 maps.
- LYSAGHT, A.M. 1957. Captain Cook's Kangaroo. *New Scientist* **1** (17): 17-19.
- 1959. Some eighteenth century bird paintings in the library of Sir Joseph Banks. *Bulletin of the British Museum (Natural History)*, Historical series **I**: 251-371 pls. 35-37.
- 1971. Joseph Banks in Newfoundland and Labrador. 1766. London (Faber & Faber) 512 pp. 134 pls.
- 1977. Banks's artists in the *Endeavour*. In Cook, J. *The Journal of H.M.S. Endeavour, 1768-1771*. Guildford (Genesis Publications Limited): 37-48 pls. 1-3.
- 1979. Banks's artists and his *Endeavour* collections. *British Museum Yearbook*, **3**: 9-80 pls. 1-30.

- LYSAGHT, A.M. 1980a. Banksian reflections. In Banks, J. *The journal of Joseph Banks in the Endeavour*. Guildford (Genesis Publications Limited): 13–28.
- 1980b. Catalogue of drawings by Alexander Buchan, Herman Diedrich Spöring and Sydney Parkinson in Additional Manuscripts 15507, 15508, 23920 and 23921 British Library. In Banks, J. *The journal of Joseph Banks in the Endeavour*. Guildford (Genesis Publications Limited): 41–72.
- 1981. A letter from Sydney Parkinson in Batavia to Dr John Fothergill. *Notes and Records of the Royal Society of London* 36: 79–81.
- MCGILLIVRAY, D.J. 1970. A checklist for the illustrations of the botany of Cook's first voyage. *Contributions from the New South Wales National Herbarium*, 4: 112–125.
- MACKANESS, G. 1936. *Sir Joseph Banks: his relations with Australia*. Sydney (Angus & Robertson Limited) 146 pp. 15 pls.
- MAIDEN, J.H. 1905. Observations on the illustrations of the Banks and Solander plants. *Journal and Proceedings of the Royal Society of New South Wales* 39: 34–39.
- 1906. The Banksian plants. *Report, Botanic Gardens and Government Domains, Sydney 1905*: 10–14.
- 1909. *Sir Joseph Banks: the "Father of Australia"*. Sydney (William Applegate Gullick. Government Printer): London (Kegan Paul, Trench, Trübner & Co. Ltd.) 238 pp. 64 pls.
- MARSHALL, J.B. 1977. Daniel Solander. In Cook, J. *The journal of H.M.S. Endeavour, 1768–1771*. Guildford (Genesis Publications Limited): 49–60, pls. 1–5.
- 1978. The handwriting of Joseph Banks, his scientific staff and amanuenses. *Bulletin of the British Museum (Natural History)*, Botany 6: 1–85.
- MERRILL, E.D. 1954. The botany of Cook's voyages. *Chronica Botanica* 14: 161–384 pls. 80–92.
- MILLER, E. 1973. *That noble cabinet*. London (Andre Deutsch) 400 pp. 24 pls.
- MILLER, W.F. 1911. Sydney Parkinson and his drawings. *Journal of the Friends' Historical Society* 8: 123–127.
- MITCHELL LIBRARY 1928. *Bibliography of Captain James Cook, R.N. F.R.S. Circumnavigator*. Sydney (Library of New South Wales) 172 pp.
- 1970. *Bibliography of Captain James Cook*. 2nd ed. M.K. Beddie [Editor]. Sydney (Library of New South Wales) 894 pp.
- MORRIS, E.E. 1900. The botany of Cook's first voyage. *Victorian Naturalist* 17: 148–151.
- MORRISON-SCOTT, T.C.S. & SAWYER, F.C. 1950. The identity of Captain Cook's Kangaroo. *Bulletin of the British Museum (Natural History)*, Zoology 1: 43–50 pls. 3–5.
- NATIONAL LIBRARY OF AUSTRALIA 1970. *James Cook: His early life and the Endeavour Voyage*. An introduction to a bicentenary exhibition arranged by the National Library of Australia. Canberra (National Library of Australia) 40 pp. 19 pls.
- PALMER, G. 1966. Duplication of folio numbers depicting fishes in Parkinson's unpublished drawings of animals from Cook's first voyage, 1768–1771. *Journal of the Society for the Bibliography of Natural History* 4: 267–268.
- PARKINSON, S. 1773. *A journal of a voyage to the South Seas in his Majesty's Ship, the Endeavour*. London (Stanfield Parkinson) 214 pp. 28 pls.



- PARKINSON, S. 1784. *A journal of a voyage to the South Seas in her Majesty's Ship the Endeavour*. London (Charles Dilly & James Phillips) 353 pp. 26 pls.
- PERRET, L. 1949. Herman Diedrich Spöring: en lakekonstens banbrytare i Finland. *Finska Lakaresällskapets Handlingar* **69**: 247-250.
- 1968. Herman Diedrich Spöring d. y. medicinare, naturretare och forskningsresande. *Medicinhistorisk Arsbok* **1968**: 1-11.
- RAUSCHENBERG, R.A. 1964. A letter of Sir Joseph Banks describing the life of Daniel Solander. *Isis* **55**: 62-67.
- 1968. Daniel Carl Solander, naturalist on the *Endeavour*. *Transactions of the American Philosophical Society* **58** (8): 1-66.
- RIENITS, R. & RIENITS, T. 1963. *Early artists of Australia*. Sydney (Angus & Robertson) 246 pp. 38 pls.
- 1968. *The voyages of Captain Cook*. London (Hamlyn) 157 pp.
- ROUSSEAU, G.S. & PORTER, R.S. [Editors] 1980. *The ferment of knowledge: studies in the historiography of eighteenth century science*. Cambridge (Cambridge University Press) 500 pp.
- SALKIN, A.I. 1981. A short history of the discovery and naming of *Banksias* in eastern Australia. Part 1. Banks and Solander. *Victorian Naturalist* **98**: 69-71.
- SAWYER, F.C. 1950. Some natural history drawings made during Captain Cook's first voyage round the world. *Journal of the Society for the Bibliography of Natural History*, **2**: 190-193.
- SELLING, D.H. 1962. Daniel Solander's naturaliekabinet och dess öden. *Svenska Linnésällskapets Årsskrift* **45**: 128-137.
- SHARMAN, G.B. 1970. Observations upon animals by the naturalists of the *Endeavour*. *Queensland Heritage* **2**(2): 3-71 2 pls.
- SMITH, B. 1960. *European vision and the South Pacific*. Oxford (Clarendon Press) 287 pp. 171 pls.
- 1979. *Art as information. Reflections on the art from Captain Cook's voyages*. Sydney (Sydney University Press for the Australian Academy of Sciences) 24 pp. 36 pls.
- SMITH, E. 1911. *The life of Sir Joseph Banks*. London (John Lane, Bodley Head) 348 pp. 17 pls.
- SMITH, H.M. 1974. History of the botanical exploration of the Society Islands. In M.L. Grant, F.R. Fosberg and H.M. Smith. Partial flora of the Society Islands: Ericaceae to Apocynaceae. *Smithsonian contributions to Botany* **17**: 54-69.
- SMITH, J.E. 1821. *A Selection of the correspondence of Linnaeus and other naturalists*. Vol. 2. London: 229-235.
- STEARNS, W.T. 1968. The botanical results of the *Endeavour* voyage. *Endeavour* **27**: 3-10 pls. 1-9.
- 1969. A Royal Society appointment with Venus in 1769; the voyage of Cook and Banks in the *Endeavour* in 1768-1771 and its botanical results. *Notes and Records of the Royal Society* **24**: 64-90.
- 1974. Sir Joseph Banks (1743-1820) and Australian botany. *Records of the Australian Academy of Science* **2** (4): 7-24 pls. 1-2.
- 1978. The botanical results of Captain Cook's three voyages and their later influence. *Pacific Studies* **1**: 147-162.

- UGGLA, A.H.J. 1955. Daniel Solander och Linné. *Svenska Linné-Sällskapets Årsskrift* 37-38: 23-64.
- VILLIERS, A. 1967. *Captain Cook, the seamen's seaman*. London (Hodder and Stoughton) 256 pp. 16 pls.
- WHARTON, W.J.L. [Editor] 1893. *Captain Cook's journal during his first voyage round the world made in H.M. Bark Endeavour 1768-71*. London (Elliot Stock) 400 pp. 12 pls.
- WHITEHEAD, P.J.P. 1969. Zoological specimens from Captain Cook's voyages. *Journal of the Society for the Bibliography of Natural History* 5: 161-201.
- WILKINS, G.L. 1955. A catalogue and historical account of the Banks Shell Collection. *Bulletin of the British Museum (Natural History)*, Historical series I: 71-119.
- WILLIAMSON, J.A. 1946. *Cook and the opening of the Pacific*. London (Hodder and Stoughton for the English Universities Press) 251 pp. 8 pls.
- WILSON, E.J. 1961. *James Lee and the Vineyard Nursery Hammersmith*. London (Hammersmith Local History Group) 88 pp.

## THE CATALOGUE

## DILLENIACEAE

- A1/1 **DILLENIA ALATA** (R. Brown ex de Candolle) Banks & Solander ex Martelli in Beccari, *Malesia* **3**: 157 (1886).  
 SPECIMEN: 3 sheets, Endeavour River, Point Lookout (holotype).  
 MANUSCRIPT: Solander, D. Pl. Nov. Holl. **2**: 271–273, 295 ‘Dillenia alata’; Britten, J. 1900 *Ill.*: 5 *pro descr.*; 1973 *CF*: pl. 16 *pro descr.*  
 OUTLINE DRAWING: pencil outlines with colour references [SP]; *r* [pencil] ‘Brown’ [SP]; *v* ‘The old stalks sordid brown’ [SP]; ‘Dillenia alata’ [unknown]; [ink] ‘Endeavours River’ [JB]. 545×365/440.  
 FINISHED DRAWING: watercolours *r* [ink] ‘Fred<sup>k</sup> Polydore Nodder. Pinx<sup>t</sup> 1778’. 540×365/450; see Beaglehole, J.C. 1962 **2**: pl. 26; Carr, D.J. [Ed.] 1983 pl. 122 p. 129.  
 COPPERPLATE: [GS]; Bacstrom, S. Ms.: 90; Brown, R. Ms.: 22/542. 460×295/450; engraving proof *r* [pencil] ‘Dillenia alata’ [unknown]; lithograph Britten, J. 1900 *Ill.*: pl. 1; engraving 1973 *CF*: pl. 16; col. engraving 1980 *BF*: pl. 1.
- A1/2 **HIBBERTIA BANKSII** (R. Brown ex de Candolle) Bentham, *Fl. austral.* **1**: 20 (1863).  
 SPECIMEN: Endeavour River, Point Lookout (holotype).  
 MANUSCRIPT: Solander, D. Pl. Nov. Holl. **3**: 367–368 ‘Curatelloides cistifolia’; Britten, J. 1900 *Ill.*: 5 *pro descr.*  
 OUTLINE DRAWING: pencil outlines with colour references [SP]; *r* [pencil] ‘4’ [unknown]; ‘118’ [unknown]; *v* ‘The flowers & stamina bright yellow.’ [SP]; ‘Curatelloides cistifolia’ [?] [unknown]; [ink] ‘Endeavours River’ [JB]. 375×270/300.  
 FINISHED DRAWING: watercolours *r* [ink] ‘Fred<sup>k</sup> Polydore Nodder Pinx<sup>t</sup> 1778’. 545×365/310.  
 COPPER PLATE: [DM]; Bacstrom, S. Ms.: 92; Brown, R. Ms.: 20/485. 460×295/305; engraving proof *r* [pencil] ‘Curatelloides cistifolia’ [unknown]; lithograph Britten, J. 1900 *Ill.*: pl. 2; col. engraving 1980 *BF*: pl. 2.
- A1/3 **HIBBERTIA SCANDENS** (Willdenow) Gilg in Engler & Prantl, *Nat. Pflanzenfam.* **3** (6): 117 (1895).  
 SPECIMEN: Botany Bay, Bustard Bay.  
 MANUSCRIPT: Solander, D. Pl. Nov. Holl. **1**: 68 ‘Dilleniastrum reptans’; Britten, J. 1900 *Ill.*: 5 *pro descr.*

OUTLINE DRAWING: pencil outlines with colour references [SP]; *r* [pencil] '40' [?] [unknown]; *v* 'The flowers & stamina bright yellow, the calyx & young leaves like the Argentina.' [SP]; 'Dilleniastrum reptans' [unknown]; '68' [unknown]; [ink] 'Botany Bay' [JB]. 470×295/185.

FINISHED DRAWING: watercolours *r* [ink] 'Fred<sup>k</sup> Polydore Nodder. Pinx<sup>t</sup> 1778'. 545×370/385.

COPPER PLATE: [DM]; Bacstrom, S. Ms. : 92; Brown, R. Ms. : 23/574. 460×295/385; engraving proof *r* [pencil] 'Dilleniastrum reptans' [unknown]; lithograph Britten, J. 1900 *Ill.* : pl. 3; col. engraving 1980 *BF*: pl. 3.

## MENISPERMACEAE

A1/4 TINOSPORA SMILACINA Bentham, *J. Proc. Linn. Soc. (Bot.)* 5, suppl. 2: 52 (1861).

SPECIMEN: no locality. Britten (1900) states (p. 6) 'Endeavour's River. I do not find specimens from Banks, nor are they mentioned by Bentham, but Brown cites the MS. name as from Solander's MSS. on the label attached to his specimens from the Islands of the Gulf of Carpentaria, and Bentham identifies these with his plant.'. W. T. Stearn notes in pencil on BM copy of Britten that 'found since in set not laid in [i.e. dupl.] the only specimen collected'.

MANUSCRIPT: Solander, D. Pl. Nov. Holl. 3: 341–342, 460 'Tamoides corollulata'; Britten, J. 1900 *Ill.* : 6 *pro descr.*

OUTLINE DRAWING: pencil outlines with colour references [SP]; *r* [pencil] '2 flowers near one another' [SP]; *v* 'The flower pale green stamina white anthera yellow.' [SP]; 'Tamoides corollulata' [unknown]; [ink] 'Endeavours River' [JB]. 545×355/430.

FINISHED DRAWING: watercolours *r* [ink] 'Fred<sup>k</sup> Polydore Nodder. pinx<sup>t</sup> 1781'. 545×350/435.

COPPER PLATE: [GS]; Bacstrom, S. Ms. : 136; Brown, R. Ms. : 29/718. 465×305/430; engraving proof *r* [pencil] 'Tamoides corollulata' [unknown]; 'G:<sup>d</sup> Sibelius'; lithograph Britten, J. 1900. *Ill.* : pl. 4; col. engraving 1980 *BF*: pl. 4.

A1/5 HYPSPERPA DECUMBENS (Bentham) Diels in Engler, *Pflanzenr.* 4 (94): 212 (1910).

SPECIMEN: Port Fear (holotype).

MANUSCRIPT: Solander, D. Pl. Nov. Holl. 4: 598–600 'Adelioides decumbens'; Britten, J. 1900 *Ill.* : 6 *pro descr.*

OUTLINE DRAWING: pencil outlines with colour references [SP]; *r* [pencil] 'x or 1.5 [?] [unknown]; *v* 'The flowers very pale green fruit pale yellow green' [SP]; 'P.F.' [unknown]; 'Adelioides decumbens' [unknown]; [ink] 'Endeavours River' [JB]. 545×350/360.

FINISHED DRAWING: watercolours *r* [ink] 'Fred<sup>k</sup> Polydore Nodder pinx<sup>t</sup> 1781'. 540×365/450.

COPPER PLATE: [GS]; Bacstrom, S. Ms. : 136; Brown, R. Ms. : 29/719. 460×295/305; engraving proof *r* [pencil] 'Andelioides decumbens' [unknown]; 'G:<sup>d</sup> Sibelius'; lithograph Britten, J. 1900 *Ill.* : pl. 5; col. engraving 1980 *BF*: pl. 5.

## NYMPHAEACEAE

- A1/6 NYMPHAEA VIOLACEA Lehmann in F. Otto & A. Dietrich, *Allg. Gartenztg* 21, no. 50:407 (1853).  
 SPECIMEN: 2 sheets, Endeavour River.  
 MANUSCRIPT: Solander, D. Pl. Nov. Holl. 3:353–354, 369 'Nymphaea parvifolia'.  
 OUTLINE DRAWING: pencil outlines with colour references [SP]; *r* [pencil] '10' [unknown]; '117' [unknown]; *v* 'The leaves above grass green w<sup>t</sup> obsolete veins below deep blue purple w<sup>t</sup> yellow green veins' [SP]; 'Nymphaea parvifolia' [unknown]; [ink] 'Endeavours River' [JB]. 370×270/165.  
 [Not in Bacstrom].

## CAPPARIDACEAE

- A1/7 CAPPARIS CANESCENS Banks ex de Candolle, *Prodr.* 1:246 (1824).  
 SPECIMEN: Bay of Inlets (holotype).  
 MANUSCRIPT: Solander, D. Pl. Nov. Holl. 2:191 'Capparis canescens'.  
 OUTLINE DRAWING: pencil outlines with colour references [SP]; *r* [pencil] '41' [unknown]; *v* 'The fruit green stain'd w<sup>t</sup> dark purple.' [SP]; 'Capparis canescens' [unknown]; '3' [unknown]; '153' [unknown]; [ink] 'Thirsty Sound'. [JB]. 470×295/405.  
 [Not in Bacstrom].
- A1/8 CAPPARIS LUCIDA (Banks & Solander ex de Candolle) Bentham, *Fl. austral.* 1:96 (1863).  
 SPECIMEN: Torres Straits, Booby Island (holotype).  
 MANUSCRIPT: Solander, D. Pl. Nov. Holl. 4:605–606, 625–626 'Capparis lucida'; Britten, J. 1900 *Ill.*: 6 *pro descr*; 1973 *CF*: pl. 17 *pro descr*.  
 OUTLINE DRAWING: pencil outlines with colour references [SP]; *r* [pencil] '77' [unknown]; *v* 'Petala white ting'd w<sup>t</sup> green two in foliola calycina more green the two outer ones & the Buds dark grass green stamina white anthera pale yellow, stile ting'd w<sup>t</sup> red stigma green' [SP]; 'Capparis lucida' [unknown]; [ink] 'Booby Island' [JB]. 545×365/335.  
 FINISHED DRAWING: watercolours *r* [pencil] 'no hairs on the leaves' 'Longer Foot stalk' 'all the petala laxly fimbriate' [DM(?)]; [ink] 'Fred<sup>k</sup> Polydore Nodder Pinx<sup>t</sup> 1779'. 545×365/335; see Carr, D.J. [Ed.] 1983 pl. 123 p. 132.  
 COPPER PLATE: [DM]; Bacstrom, S. Ms.: 90; Brown, R. Ms.: 23/572. 455×365/345; engraving proof *r* [pencil] 'Capparis lucida' [unknown]; lithograph Britten, J. 1900 *Ill.*: pl. 6; engraving 1973 *CF*: pl. 17; col. engraving 1980 *BF*: pl. 6.  
 NOTES: the pencil annotations on the finished drawing are correction notes for what appears to be an inaccurate drawing. The corrections have been incorporated into the engraving.

## VIOLACEAE

- A1/9a VIOLA HEDERACEA Labillardière, *Nov. Holl. pl.* I: 66, t. 91 (1805).  
 SPECIMEN: Botany Bay.  
 MANUSCRIPT: Solander, D. Pl. Nov. Holl. I: 52–53 'Viola grandiflora'; Britten, J. 1900 *Ill.*: 7, viz. A. *pro descr.*  
 OUTLINE DRAWING: pencil outlines with colour references [SP]; *r* [pencil] '163' [unknown]; *v* 'The leaves a fresh grass green w<sup>t</sup> prom<sup>t</sup> veins the underside somewhat paler the stalks pale stain'd w<sup>t</sup> red at the bottom'. [SP]; '60' [?] [unknown]; 'Viola grandiflora' [unknown]; [ink] 'Botany Bay' [JB]. 365×265/265.  
 FINISHED DRAWING: watercolours *r* [ink] 'Fred<sup>k</sup> Polydore Nodder. pinx<sup>t</sup> 1782'. 545×365/265.  
 COPPER PLATE: [DM]; Bacstrom, S. Ms.: 120; Brown, R. Ms.: 26/644. 460×295/265; engraving proof *r* [pencil] 'Viola grandiflora' [unknown]; lithograph Britten, J. 1900 *Ill.*: pl. 7A; col. engraving 1980 *BF*: pl. 7.
- A1/9b VIOLA HEDERACEA Labillardière, *Nov. Holl. pl.* I: 66, t. 91 (1805).  
 SPECIMEN: Botany Bay.  
 MANUSCRIPT: Solander, D. Pl. Nov. Holl. I: 53 'Viola humilis'; Britten, J. 1900 *Ill.*: 7, viz. B. *pro descr.*  
 OUTLINE DRAWING: pencil outlines with colour references [SP]; *r* [pencil] '164' [unknown]; *v* 'The Petala very pale blue purple stain'd at base w<sup>t</sup> darker which dyes away into the other. The 3 lower petala vein'd w<sup>t</sup> red purple. The leaves a grass green.' [SP]; '48' [unknown]; 'Viola humilis' [unknown]; [ink] 'Botany Bay' [JB]. 365×270/110.  
 FINISHED DRAWING: watercolours *r* [ink] 'Fred<sup>k</sup> Polydore Nodder pinx<sup>t</sup> 1782'. 365×270/115.  
 COPPER PLATE: [DM]; Bacstrom, S. Ms.: 120; Brown, R. Ms.: 26/646. 460×295/115; engraving proof *r* [pencil] 'Viola humilis' [unknown]; lithograph Britten, J. 1900 *Ill.*: pl. 7B; col. engraving 1980 *BF*: pl. 8.
- A1/10 HYBANTHUS ENNEASPERMUS (Linnaeus) F. Mueller, *Fragm.* 10: 81 (1876).  
 SPECIMEN: 2 sheets, Endeavour River.  
 MANUSCRIPT: Solander, D. Pl. Nov. Holl. 4: 490–492 'Viola enneasperma Linn.'; Britten, J. 1900 *Ill.*: 7 *pro descr.*  
 OUTLINE DRAWING: pencil outlines with colour references [SP]; *r* [pencil] '167' [unknown]; *v* 'The flower pale blue capsule pale green calyx dark & leaves above grass green w<sup>t</sup> pale veins below much whiter w<sup>t</sup> dark green veins stalks pale green.' [SP]; 'Viola enneasperma' [unknown]; [ink] 'Endeavours River' [JB]. 365×270/290.  
 FINISHED DRAWING: watercolours *r* [pencil] 'where 1 flower' [?] 'blunt' 'too long & to be blunt' [DM(?)]; [ink] 'Fred<sup>k</sup> Polydore Nodder pinx<sup>t</sup> 1782'. 545×365/290.

COPPER PLATE: [DM]; Bacstrom, S. Ms. : 120; Brown, R. Ms. : 26/645.  
460×295/290; engraving proof *r* [pencil] 'Viola enneasperma' [unknown]; lithograph  
Britten, J. 1900 *Ill.* : pl. 8; col. engraving 1980 *BF*: pl. 9.

NOTES: the pencil annotations on the finished drawing are correction notes for what  
appears to be an inaccurate drawing. These corrections have been incorporated into the  
engraving.

A1/11 HYBANTHUS ENNEASPERMUS (Linnaeus) F. Mueller, *Fragm.* 10: 81  
(1876).

SPECIMEN: Endeavour River.

MANUSCRIPT: Solander, D. Pl. Nov. Holl. 1: 112 'Viola paradoxa'; [no description  
in Britten].

OUTLINE DRAWING: pencil outlines with colour references [SP]; *r* [pencil] '166'  
[unknown] 'longer' [unknown]; *v* 'The small petala dirty white the large one ting'd w<sup>t</sup>  
blue purple the calyx & peduncle green purple capsula very dark purple leaves yellow  
green above & glaucous below.' [SP]; '99' [unknown]; 'Viola paradoxa' [unknown];  
[ink] 'Bustard Bay' [JB]. 370×270/165.

FINISHED DRAWING: watercolours *r* [ink] 'Fred<sup>k</sup> Polydore Nodder pinx<sup>t</sup> 1782'.  
545×365/215.

COPPER PLATE: [DM, '1782']; Bacstrom, S. Ms. : 120; Brown, R. Ms. : 28/701.  
460×295/215; [no engraving proof]; lithograph, proof before letters; [not in Britten];  
col. engraving 1980 *BF*: pl. 10.

A1/12 HYBANTHUS MONOPETALUS (Roemer & Schultes) Domin, *Bibliothca bot.* 89:  
984 (1928).

SPECIMEN: Botany Bay.

MANUSCRIPT: Solander, D. Pl. Nov. Holl. 1: 3-4, 9 'Viola monopetala'; Britten, J.  
1900 *Ill.* : 7 *pro descr.*

OUTLINE DRAWING: pencil outlines with colour references [SP]; *r* [pencil] '165'  
[unknown]; *v* 'the base of the petal green, then white next a fine ultramarine blue rather  
light veind w<sup>t</sup> dark purple the stalks & leaves [[fresh]] grass green.' [SP]; '31'  
[unknown]; 'Viola monopetala' [unknown]; [ink] 'Botany Bay' [JB]. 365×275/215.

FINISHED DRAWING: watercolours *r* [ink] 'Fred<sup>k</sup> Polydore Nodder, pinx<sup>t</sup> 1782'.  
545×370/240.

COPPER PLATE: [DM, '1782']; Bacstrom, S. Ms. : 120; Brown, R. Ms. : 28/  
702. 460×295/370; [no engraving proof]; lithograph Britten, J. 1900 *Ill.* : pl. 9; col.  
engraving 1980 *BF*: pl. 11.

## COCHLOSPERMACEAE

A1/13 COCHLOSPERMUM GILLIVRAEI Bentham, *Fl. austral.* 1: 106 (1863).

SPECIMEN: Endeavour River.

MANUSCRIPT: Solander, D. Pl. Nov. Holl. 3: 305-306, 441 'Argemonoides  
ricinifolia'; Britten, J. 1900 *Ill.* : 8 *pro descr.*

OUTLINE DRAWING: pencil outlines with colour references [SP]; *r* [pencil] '78' [?] [unknown]; *v* 'The petala & stile pale yellow stamina scarlet anthera gold colour calyx green yellow ting'd & freckled w<sup>t</sup> red, the buds & stalks the same more or less green for their age the old stalk green red.' [SP]; 'Argemonoides ricinifolia' [unknown]; [ink] 'Endeavours River' [JB]. 545×365/345.

FINISHED DRAWING: watercolours *r* [pencil] 'The serratures are small, sharp and more distant' [GS?]; [ink] 'Fred<sup>t</sup> Polydore Nodder. Pinx<sup>t</sup> 1778'. 545×365/355; see Carr, D.J. [Ed.] 1983 pl. 124 p. 133.

COPPER PLATE: [GS]; Bacstrom, S. Ms. : 92; Brown, R. Ms. : 20/484. 460×295/355; engraving proof *r* [pencil] 'Argemonoides ricinifolia' [unknown]; lithograph Britten, J. 1900 *Ill.* : pl. 10; col. engraving 1980 *BF*: pl. 12.

## PITTOSPORACEAE

AI/14 PITTOSPORUM FERRUGINEUM W.T. Aiton, *Hortus kew. ed. 2*, 2: 27 (1811).

SPECIMEN: 3 sheets, 1 – Bustard Bay, 2 – Islands near Cape Fear, 3 – Palm Island.

MANUSCRIPT: Solander, D. Pl. Nov. Holl. 1: 120–121, 2: 242–243 'Diervilloides cymosa, Diervilloides insularis'; Britten, J. 1900 *Ill.* : 8 *pro descr.*

OUTLINE DRAWING: pencil outlines with colour references [SP]; *r* [pencil] '17' [unknown]; *v* 'The flowers white the leaves grass green w<sup>t</sup> hollow veins & the underside much paler w<sup>t</sup> prominent veins the fruit green leaves brown' [SP]; 'Diervilloides axelloides cf. Pittosporum' [unknown]; '164' [unknown]; [ink] 'Palm Island' [JB]. 475×290/360.

FINISHED DRAWING: watercolours *r* [ink] 'Jn<sup>o</sup> Cleveley Jun<sup>r</sup> Pinct 1774'; *v* [pencil]. Diervilloides axelloides' [unknown]. 535×350/365.

COPPER PLATE: [CW]; Bacstrom, S. Ms. : 46; Brown, R. Ms. : 13/306. 460×295/360; engraving proof *r* [ink] 'White'; lithograph Britten, J. 1900 *Ill.* : pl. 11; col. engraving 1980 *BF*: pl. 13.

NOTES: as suggested to us [*in litt.*] by D. McGillivray, the original Solander manuscript appears as the two indicated names, in the text, in the original index and in the transcribed copy of the original Ms. The name 'Diervilloides axelloides' appears for the first time on the sketch and was perhaps only a provisional 'provisional' name.

## POLYGALACEAE

AI/15 SALOMONIA OBLONGIFOLIA de Candolle, *Prodr.* 1: 334 (1824).

SPECIMEN: 2 sheets, Endeavour River.

MANUSCRIPT: Solander, D. Pl. Nov. Holl. 2: 274–275 'Polygaloides monandra'; Solander, D. Slip Catalogue XIV: 287–291; Britten, J. 1900 *Ill.* : 8 *pro descr.*

OUTLINE DRAWING: pencil outlines with colour references [SP]; *r* [pencil] '2' [unknown]; *v* 'Polygala monandra' [unknown]; [ink] 'Botanists Bay' [JB]. 365×255/220.



FINISHED DRAWING: watercolours *r* [ink] 'John Frederick Miller pinx<sup>t</sup> 1773.'; 'Polygala monandra' [unknown]. 540×365/240.

COPPER PLATE: [G. Smith]; Bacstrom, S. Ms. : 106; Brown, R. Ms. : 7/175. 460×300/240; engraving proof *r* [pencil] 'Polygala monandra' [unknown]; lithograph Britten, J. 1900 *Ill.* : pl. 12; col. engraving 1980 *BF*: pl. 14.

A1/16 POLYGALA LONGIFOLIA Poiret in Lamarck, *Encycl.* 5: 501 (1804).

SPECIMEN: 2 sheets, Endeavour River.

MANUSCRIPT: Solander, D. Pl. Nov. Holl. 2: 279–280 'Polygala juncea'; Britten, J. 1900 *Ill.* : 9 *pro descr.*

OUTLINE DRAWING: pencil outlines with colour references [SP]; *r* [pencil] '60' [unknown]; *v* 'Polygala juncea' [unknown]; '395' [unknown]; [ink] 'Endeavours River.' [JB]. 470×295/380.

FINISHED DRAWING: watercolours *r* [ink] 'Fred<sup>k</sup> Polydore Nodder Pinx<sup>t</sup> 1778'. 545×365/415.

COPPER PLATE: [RB]; Bacstrom, S. Ms. : 106; Brown, R. Ms. : 21/515. 460×295/415; engraving proof *r* [pencil] 'Polygala juncea' [unknown]; lithograph Britten, J. 1900 *Ill.* : pl. 13; col. engraving 1980 *BF*: pl. 15.

A1/17 POLYGALA RHINANTHOIDES Banks & Solander ex Bentham, *Fl. austral.* 1: 140 (1863).

SPECIMEN: Endeavour River (holotype).

MANUSCRIPT: Solander, D. Pl. Nov. Holl. 4: 481–482 'Polygala rhinanthoides'; Britten, J. 1900 *Ill.* : 9 *pro descr.*; 1973 *CF*: pl. 24 *pro descr.*

OUTLINE DRAWING: pencil outlines with colour references [SP]; *r* [pencil] '31 [?]' [unknown]; *v* 'The edge of the petala brigh violet colour turning into white towards the bottom.' [SP]; 'Polygala rhinanthoides' [unknown]; '391' [unknown]; [ink] 'Endeavours River.' [JB]. 475×295/335.

FINISHED DRAWING: watercolours *r* [ink] 'Fred<sup>k</sup> Polydore Nodder. Pinx<sup>t</sup> 1778'. 545×365/350.

COPPER PLATE: [GS]; Bacstrom, S. Ms. : 106; Brown, R. Ms. : 22/548. 460×295/350; engraving proof *r* [pencil] 'Polygala rhinanthoides' [unknown]; lithograph Britten, J. 1900 *Ill.* : pl. 14; engraving 1973 *CF*: pl. 24; col. engraving 1980 *BF*: pl. 16.

A1/18 POLYGALA LINARIIFOLIA Willdenow, *Sp. pl. ed.* 4, 2: 877 (1802).

SPECIMEN: 2 sheets, Endeavour River.

MANUSCRIPT: Solander, D. Pl. Nov. Holl. 3: 427–428 'Polygala divaricata'; Britten, J. 1900 *Ill.* : 9 *pro descr.*

OUTLINE DRAWING: pencil outlines with colour references [SP]; *r* [pencil] '34' [unknown]; '141' [unknown]; *v* 'Polygala divaricata' [unknown]; [ink] 'Endeavours River' [JB]. 370×270/190.

FINISHED DRAWING: watercolours *r* [ink] 'Fred<sup>k</sup> Polydore, Nodder, Pinx<sup>t</sup> 1778'. 545×365/300.

COPPER PLATE: [DM]; Bacstrom, S. Ms. : 106; Brown, R. Ms. : 21/516. 460×300/295; engraving proof *r* [pencil] 'Polygala divaricata' [unknown]; lithograph Britten, J. 1900 *Ill.* : pl. 15; col. engraving 1980 *BF*: pl. 17.

A1/19 COMESPERMA SECUNDUM Banks & Solander ex de Candolle, *Prodr.* I: 334 (1824).

SPECIMEN: Endeavour River (holotype).

MANUSCRIPT: Solander, D. Pl. Nov. Holl. 3: 319–320 'Octanthera secunda'; Britten, J. 1900 *Ill.* : 9 *pro descr.*

OUTLINE DRAWING: pencil outlines with colour references [SP]; *r* [pencil] 'Capsula Redish Purple' [SP]; '63' [?] [unknown]; *v* 'Petala & buds white anthera yellow' [SP]; 'Octandra secunda' [unknown]; '306' [unknown]; [ink] 'Endeavours River.' [JB]. 475×290/415.

FINISHED DRAWING: watercolours *r* [ink] 'Fred<sup>k</sup> Polydore Nodder, Pinx<sup>t</sup> 1778'. 545×350/425.

COPPER PLATE: [GS, '1782']; Bacstrom, S. Ms. : 110; Brown, R. Ms. : 29/727. 465×300/425; [no engraving proof]; lithograph Britten, J. 1900 *Ill.* : pl. 16; col. engraving 1980 *BF*: pl. 18.

A1/20 COMESPERMA ERICINUM de Candolle, *Prodr.* I: 334 (1824).

SPECIMEN: Botany Bay.

MANUSCRIPT: Solander, D. Pl. Nov. Holl. I: 20–21 'Octanthera limodoroides'; Britten, J. 1900 *Ill.* : 10 *pro descr.*

OUTLINE DRAWING: pencil outlines with colour references [SP]; *r* [pencil] '62' [unknown]; 'bright purple' 'greenish yellow' 'purple' 'white' [SP]; *v* 'The Calyx grey purple peduncul purple. the leaves a dark grass green the stalks & underside much lighter.' [SP]; 'Octandra limodoroides' [unknown]; '19' [unknown]; [ink] 'Botany Bay' [JB]. 465×295/360.

FINISHED DRAWING: watercolours *r* [ink] 'Fred<sup>k</sup> Polydore, Nodder. Pinx<sup>t</sup> 1778'. 540×360/365.

COPPER PLATE: [GS]; Bacstrom, S. Ms. : 110; Brown, R. Ms. : 21/524. 460×295/360; engraving proof *r* [pencil] 'Octanthera limodoroides'; [unknown]; lithograph Britten, J. 1900 *Ill.* : pl. 17; col. engraving 1980 *BF*: pl. 19.

## PORTULACACEAE

A1/20a PORTULACA BICOLOR F. Mueller, *Fragm.* I: 171 (1858).

SPECIMEN: Endeavour River.

MANUSCRIPT: Solander, D. Pl. Nov. Holl. 2: 300 'Portulaca serpyllifolia'.

OUTLINE DRAWING: pencil outlines with colour references [SP]; *v* [pencil] 'The leaves & stalks deep red. The leaves ting'd w' green. the capsula red' [SP]; 'Portulacca serpyllifolia' [unknown]; [ink] 'Endeavours River' [JB]. 365×265/85.

[Not in Bacstrom].

- AI/21 *CALANDRINIA* undescribed species.  
*Calandrinia quadrivalvis* F. Mueller, *Fragm.* 1: 176 (1858) *pro parte*.  
 SPECIMEN: 2 sheets, Endeavour River.  
 MANUSCRIPT: Solander, D. Pl. Nov. Holl. 2: 290–291 ‘Arenarioides dodecandra’;  
 Britten, J. 1900 *Ill.*: 10 *pro descr.*  
 OUTLINE DRAWING: pencil outlines with colour references [SP]; *r* [pencil] ‘35’  
 [unknown]; *v* ‘Arenareoides dodecandra’ [unknown]; ‘The flowers pale purple turning  
 lighter toward the base the leaves buds & stalk a tender green.’ [SP]; ‘378’ [unknown];  
 [ink] ‘Endeavours River’ [JB]. 470×290/410.  
 FINISHED DRAWING: watercolours *r* [pencil] ‘sharp’ [?] [unknown]; [ink] ‘Fred<sup>k</sup>  
 Polydore Nodder Pinx<sup>t</sup> 1777.’ 530×365/425.  
 COPPER PLATE: [GS]; Bacstrom, S. Ms.: 82; Brown, R. Ms.: 20/482. 460×300/  
 420; engraving proof *r* [pencil] ‘Arenarioides dodecandra’ [unknown]; lithograph  
 Britten, J. 1900 *Ill.*: pl. 18; col. engraving 1980 *BF*: pl. 20.
- AI/22 *CALANDRINIA CALYPTRATA* J. Hooker, *Icon. pl.* 3 (2): t. 296 (1840).  
 SPECIMEN: Bustard Bay.  
 MANUSCRIPT: Solander, D. Pl. Nov. Holl. 1: 123–124 ‘Sedoides tetrandra’; [no  
 description in Britten].  
 OUTLINE DRAWING: pencil outlines with colour references [SP]; *r* [pencil] ‘46’  
 [unknown]; *v* ‘Calandrinia calyptrata’ [unknown]; ‘Sedoides 4andr’ [unknown]; ‘The  
 flowers pale purple the leaves gray green stain’d w<sup>t</sup> purple.’ [SP]; ‘104’ [unknown];  
 [ink] ‘Botany Bay’ [JB]. 370×270/70.  
 FINISHED DRAWING: watercolours *v* [pencil] ‘Sedoides tetrandra’ [unknown];  
 ‘Botany Bay’ [unknown]. 540×365/65.  
 COPPER PLATE: [CW]; Bacstrom, S. Ms.: 26; Brown, R. Ms.: 7/152. 460×295/70;  
 engraving proof *r* [pencil] ‘Sedoides tetrandra’ [unknown]; [not in Britten]; col.  
 engraving 1980 *BF*: pl. 21.

## MALVACEAE

- AI/23 *ABUTILON ALBESCENS* Miquel, *Pl. jungh.*: 285 (1854).  
 SPECIMEN: 3 sheets, Bustard Bay, Bay of Inlets, Endeavour River.  
 MANUSCRIPT: Solander, D. Pl. Nov. Holl. 1: 127–128, 4: 602–603 ‘Sida  
 multicapsularis [?]’; Britten, J. 1900 *Ill.*: 10 *pro descr.*  
 OUTLINE DRAWING: pencil outlines with colour references [SP]; *r* [pencil] ‘51’  
 [unknown]; *v* ‘The flowers orange G. & a little V. stile and stamina yellow’ [SP]; ‘Sida  
 multicapsularis’ [unknown]; ‘3’ [unknown]; ‘146’ [unknown]; [ink] ‘Bustard Bay’  
 [JB]. 465×295/220.  
 FINISHED DRAWING: watercolours *r* [ink] ‘Fred<sup>k</sup> Polydore Nodder. Pinx<sup>t</sup> 1778’.  
 540×365/345; see Carr, D. J. [Ed.] 1983 pl. 125 p. 134.  
 COPPER PLATE: [G. Smith]; Bacstrom, S. Ms.: 102; Brown, R. Ms.: 22/547.  
 460×295/345; engraving proof *r* [pencil] ‘Sida multicapsularis’ [unknown];  
 lithograph Britten, J. 1900 *Ill.*: pl. 19; col. engraving 1980 *BF*: pl. 22.

A1/24 *HIBISCUS MERAUKENSIS* Hochreutiner, *Annu. Cons. Jard. bot. Genève* 8: 11 (1908).

SPECIMEN: 2 sheets, Palm Island, Endeavour River.

MANUSCRIPT: Solander, D. Pl. Nov. Holl. 1: 160 'Hibiscus scabrosus'; Britten, J. 1900 *Ill.*: 10 *pro descr.*

OUTLINE DRAWING: pencil outlines with colour references [SP]; *v* 'The flower white w<sup>t</sup> a cast of citross colour at the bottom of each petala deep crimson on the outside pale the stamina and stile [?] dark red purple the parts mark x are stain'd w<sup>t</sup> carmine' [SP] [see left hand flower on recto]; 'Hibiscus scabrosus' [unknown]; [ink] 'Cape Grafton' [JB]. 540×365/380.

FINISHED DRAWING: watercolours *r* [ink] 'Fred<sup>k</sup> Polydore Nodder, Pinx<sup>t</sup> 1778'. 540×370/420; see Beaglehole, J. C. 1962 2: pl. iv col. pl.; Carr, D. J. [Ed.] 1983 pl. 126 p. 136.

COPPER PLATE: [GS]; Bacstrom, S. Ms.: 102; Brown, R. Ms.: 24/578. 460×300/420; engraving proof *r* [pencil] 'Hibiscus scabrosus' [unknown]; lithograph Britten, J. 1900 *Ill.*: pl. 20; col. engraving 1980 *BF*: pl. 23.

A1/25 *HIBISCUS NORMANII* F. Mueller, *Fragm.* 3: 4 (1862).

SPECIMEN: 2 sheets, Cape Grafton, Endeavour River.

MANUSCRIPT: Solander, D. Pl. Nov. Holl. 2: 260 'Hibiscus variabilis'; Britten, J. 1900 *Ill.*: 11 *pro descr.*

OUTLINE DRAWING: pencil outlines with colour references [SP]; *r* [pencil] '52' [unknown]; *v* 'The petala cream colour spotted at the base w<sup>t</sup> dark red purple stamina the same anthera pale yellow stiles white stigma dark purple.' [SP]; 'Hibiscus variabilis' [unknown]; 'R' [unknown]; '178' [unknown]; [ink] 'Cape Grafton' [JB]. 500×300/305.

FINISHED DRAWING: watercolours *r* [pencil] 'more stella' 'stellate' [?] [unknown]; [ink] 'Fred<sup>k</sup> Polydore, Nodder, Pinx<sup>t</sup> 1778'. 540×365/305.

COPPER PLATE: [DM]; Bacstrom, S. Ms.: 102; Brown, R. Ms.: 20/495. 460×300/310; engraving proof *r* [pencil] 'Hibiscus variabilis' [unknown]; lithograph Britten, J. 1900 *Ill.*: pl. 21; col. engraving 1980 *BF*: pl. 24.

NOTES: the hairs on the drawings have been omitted by the engraver.

## STERCULIACEAE

A1/26 *ABROMA FASTUOSA* R. Brown in de Candolle, *Prodr.* 1: 485 (1824).

SPECIMEN: 2 sheets, Endeavour River.

MANUSCRIPT: Solander, D. Pl. Nov. Holl. 3: 313–314 'Ayenioides fruticosa'.

OUTLINE DRAWING: pencil outlines with colour references [SP]; *r* [pencil] '33' [unknown]; *v* 'The calyx, buds & capsula bright pale green the upper side of the leaves grass green w<sup>t</sup> pale prominent nerves & hollow veins the underside pale grey green w<sup>t</sup> pale prominent veins.' [SP]; 'Ayenioides fruticosa' [unknown]; 'Theobroma augusta' [unknown]; [ink] 'Endeavours River' [JB]. 540×360/410. [Not in Bacstrom].

- A1/27 **COMMERSIONIA BARTRAMIA** (Linnaeus) Merrill, *Interpr. Herb. amboin.*: 362 (1917).  
**SPECIMEN**: Endeavour River.  
**MANUSCRIPT**: Solander, D. Pl. Nov. Holl. 3: 381–383 'Butnerioides arborea'; Britten, J. 1900 *Ill.*: 11 *pro descr.*  
**OUTLINE DRAWING**: pencil outlines with colour references [SP]; *r* [pencil] '37 [?]' [unknown]; *v* 'Flower white leaves above grass green faintly vein'd w<sup>t</sup> lighter below Glauous + white w<sup>t</sup> prominent & light yellow green veins. stalks light green ting'd w<sup>t</sup> brown.' [SP]; 'Butnerioides arborea' [unknown]; [ink] 'Endeavours River' [JB]. 540×365/405.  
**FINISHED DRAWING**: watercolours *r* [ink] 'James Miller Pinxt: 1774.'; *v* [pencil] 'Butnerioides arborea' [unknown]; 'Endeavours River' [unknown]. 535×355/410.  
**COPPER PLATE**: [JG]; Bacstrom, S. Ms.: 46; Brown, R. Ms.: 13/312. 465×300/415; engraving proof *r* [ink] 'Goldar'; lithograph Britten, J. 1900 *Ill.*: pl. 22; col. engraving 1980 *BF*: pl. 25.

## TILIACEAE

- A1/28 **TRIUMFETTA REPENS** (Blume) Merrill & Rolfe, *Philipp. J. Sci.* 3: 111 (1908).  
**SPECIMEN**: Endeavour River.  
**MANUSCRIPT**: Solander, D. Pl. Nov. Holl. 4: 555–557, 'Triumfetta Subpalmata'; Britten, J. 1900 *Ill.*: 11 *pro descr.*  
**OUTLINE DRAWING**: pencil outlines with colour references [SP]; *r* [pencil] '64' [unknown]; *v* 'Triumfetta subpalmata' [unknown]; [ink] 'Endeavours River' [JB]. 270×360/120.  
**FINISHED DRAWING**: watercolours *r* [ink] 'Fred<sup>k</sup> Polydore Nodder. Pinxt: 1777'; *v* [pencil] 'Endeavours River' [unknown]. 365×540/185.  
**COPPER PLATE**: [GS]; Bacstrom, S. Ms.: 80; Brown, R. Ms.: 19/455. 300×458/185; engraving proof *r* [pencil] 'Triumfetta subpalmata' [unknown]; lithograph Britten, J. 1900. *Ill.*: pl. 23; col. engraving 1980 *BF*: pl. 26.
- A1/29 **GREWIA LATIFOLIA** F. Mueller ex Bentham, *Fl. austral.* 1: 271 (1863).  
**SPECIMEN**: Bustard Bay.  
**MANUSCRIPT**: Solander, D. Pl. Nov. Holl. 1: 121–122 'Grewia corylifolia'.  
**OUTLINE DRAWING**: pencil outlines with colour references [SP]; *r* [pencil] '75' [unknown]; *v* 'The flowers & buds greenish white young fruit dark green the old fruit stain'd w<sup>t</sup> purple' [SP]; 'Grewia corylifolia' [unknown]; '111' [unknown]; [ink] 'Thirsty Sound.' [JB]. 470×295/355.  
 [Not in Bacstrom].

## ZYGOPHYLLACEAE

- A1/30 *TRIBULUS SOLANDRI* (R. Brown) F. Mueller, *Pl. Victoria* **1**: 99 (1862).  
 SPECIMEN: Endeavour River.  
 MANUSCRIPT: Solander, D. Pl. Nov. Holl. **2**: 289–290 ‘*Tribulus minor*’; Britten, J. 1900 *Ill.*: 11 *pro descr.*  
 OUTLINE DRAWING: pencil outlines with colour references [SP]; *v* [pencil] ‘The petala & stamina yellow.’ [SP]; ‘*Tribulus minor*’ [unknown]; ‘393’ [unknown]; [ink] ‘Endeavours River’ [JB]. 465×275/415.  
 FINISHED DRAWING: watercolours. 540×365/415.  
 Bacstrom, S. Ms: 70; lithograph [RM]; Britten, J. 1900 *Ill.*: pl. 24.  
 NOTES: a lithograph stone was drawn by Robert Morgan for Britten as there was no copper plate.
- A1/31 *TRIBULUS CISTOIDES* Linnaeus, *Sp. pl.* **1**: 387 (1753).  
 SPECIMEN: Bay of Inlets, Palm Island.  
 MANUSCRIPT: Solander, D. Pl. Nov. Holl. **2**: 164 ‘*Tribulus australis*’.  
 OUTLINE DRAWING: pencil outlines with colour references [SP]; *v* [pencil] ‘*Tribulus australis*’ [unknown]; ‘The flower bright yellow & also the stamina the stile pale green the leaves a blue grass green the underside of the leaves cover’d with silvery hair stalk stain’d w<sup>t</sup> purple.’ [SP]; ‘129’ [unknown]; [ink] ‘Thirsty Sound’ [JB]. 365×260/300.  
 FINISHED DRAWING: watercolours *v* [pencil] ‘Thirsty Sound’ [unknown].  
 540×365/285.  
 Bacstrom, S. Ms: 70.

## RUTACEAE

- A1/32 *ZIERIA PILOSA* Rudge, *Trans. Linn. Soc. Lond.* **10**: 293, t. 17, f. 2 (1811).  
 SPECIMEN: Botany Bay.  
 MANUSCRIPT: Solander, D. Pl. Nov. Holl. **1**: 24–25 ‘*Rutoides tetrandra*’; Britten, J. 1900 *Ill.*: 12 *pro descr.*  
 OUTLINE DRAWING: pencil outlines with colour references [SP]; *v* [pencil] ‘The flowers are made too large The petala white.’ [SP]; ‘*Rutoides 4andra*’ [unknown]; ‘13’ [unknown]; [ink] ‘Botany Bay’ [JB]. 370×270/320.  
 FINISHED DRAWING: watercolours *r* [ink] ‘J: F. Miller pinx<sup>t</sup>. 1774.’; [pencil] ‘*Zieria*’ [Sm.]; *v* ‘*Rutoides tetrandra*’ [unknown]; ‘Botany Bay.’ [unknown]. 535×365/385.  
 COPPER PLATE: [CW]; Bacstrom, S. Ms.: 26; Brown, R. Ms.: 9/203. 460×295/385; engraving proof *r* [pencil] ‘*Ruthoides tetrandra*’ [unknown]; lithograph Britten, J. 1900 *Ill.*: pl. 25; col. engraving 1980 *BF*: pl. 27.

- A1/33** *BORONIA ALULATA* Banks & Solander ex Bentham, *Fl. austral.* I: 313 (1863).  
 SPECIMEN: 2 sheets, Endeavour River (holotype).  
 MANUSCRIPT: Solander, D. Pl. Nov. Holl. 3: 343–344 ‘Gauroides alulata’; Britten, J. 1900 *Ill.*: 12 *pro descr.*  
 OUTLINE DRAWING: pencil outlines with colour references [SP]; *v* [pencil] ‘The petala pale carmine w<sup>t</sup> a vein up the middle deeper, calyx red + green’ [SP]; ‘Gauroides alutata’ [unknown]; [ink] ‘Endeavours River’ [JB]. 365×260/240.  
 FINISHED DRAWING: watercolours *r* [ink] ‘James Miller pinxt. 1775.’; *v* [pencil] ‘Gauroides alulata’ [unknown]; ‘Endeavours River’ [unknown]. 535×365/260.  
 COPPER PLATE: [EW]; Bacstrom, S. Ms.: 64; Brown, R. Ms.: 12/281. 465×300/255; engraving proof *r* [pencil] ‘Gauroides alulata’ [unknown]; lithograph Britten, J. 1900 *Ill.*: pl. 26; col. engraving 1980 *BF*: pl. 28.
- A1/34** *BORONIA PINNATA* Smith, *Tracts Nat. Hist.*: 290 (1798).  
 SPECIMEN: Botany Bay.  
 MANUSCRIPT: Solander, D. Pl. Nov. Holl. Systematic Index 4: 20 [index entry only, no description] ‘Gauroides pinnata’; Britten, J. 1900 *Ill.*: 12 ‘There is no description of this, either in the rough copy or in the transcription of the MSS., and the only specimen from Banks in the Herbarium is a small one, in bud only, from Botany Bay. This has been combined by the artist with the original sketch (which shows only a few-flowered terminal inflorescence) with not very satisfactory results.’  
 OUTLINE DRAWING: pencil outlines with colour references [SP]; *v* [pencil] ‘The flowers pale crimson.’ [SP]; ‘Gauroides pinnata’ [unknown]; ‘57’ [unknown]; [ink] ‘Botany Bay’ [JB]. 365×260/305.  
 FINISHED DRAWING: watercolours *r* [ink] ‘James. Miller pinxt. 1775.’; [pencil] ‘Boronia pinnata Smith’ [Sm.]; *v* ‘Gauroides [?] pinnata’ [unknown]; ‘Botany Bay’ [unknown]. 495×335/310.  
 COPPER PLATE: [G. Smith]; Bacstrom, S. Ms.: 64; Brown, R. Ms.: 12/28. 460×300/310; engraving proof *r* [pencil] ‘Gauroides pinnata’ [unknown]; lithograph Britten, J. 1900 *Ill.*: pl. 27; col. engraving 1980 *BF*: pl. 29.
- A1/35** *BORONIA PARVIFLORA* Smith, *Tracts Nat. Hist.*: 295, t. 6 (1798).  
 SPECIMEN: Botany Bay.  
 MANUSCRIPT: Solander, D. Pl. Nov. Holl. I: 3, 101 ‘Gauroides purpurea’; Britten, J. 1900 *Ill.*: 12 *pro descr.*  
 OUTLINE DRAWING: pencil outlines with colour references [SP]; *v* [pencil] ‘The flower pale purple the calyx dirty purple. the leaves a grass green somewhat glaucous. the petala stain’d w<sup>t</sup> red.’ [SP]; ‘Gauroides purpurea’ [unknown]; ‘56’ [unknown]; [ink] ‘Botany Bay’ [JB]. 365×255/290.  
 FINISHED DRAWING: watercolours *r* [ink] ‘John Cleveley Jun<sup>r</sup> Pinxt: 1775.’; *v* ‘Gauroides purpurea’ [unknown]. 475×325/265.  
 COPPER PLATE: [G. Smith]; Bacstrom, S. Ms.: 64; Brown, R. Ms.: 10/237. 460×300/260; engraving proof *r* [pencil] ‘Gauroides purpurea.’ [unknown]; lithograph Britten, J. 1900 *Ill.*: pl. 28; col. engraving 1980 *BF*: pl. 30.

- A1/36 **ERIOSTEMON AUSTRALASIUS** Persoon subsp. **BANKSII** (A. Cunningham ex Endlicher) P.G. Wilson, *Nuytsia* **1**(1): 24 (1970).  
 SPECIMEN: Endeavour River.  
 MANUSCRIPT: Solander, D. Pl. Nov. Holl. **2**: 285–286 ‘Rutoides citrina’; Britten, J. 1900 *Ill.*: 13 *pro descr.*  
 OUTLINE DRAWING: pencil outlines with colour references [SP]; *v* [pencil] ‘Rutoides citrina’ [unknown]; [ink] ‘Endeavours River’ [JB]. 540×360/345.  
 FINISHED DRAWING: watercolours *r* [ink] ‘Fred<sup>k</sup> Polydore Nodder, Pinx<sup>t</sup> 1779’; [pencil] ‘a short footstalk to every leaf’ [unknown]. 540×365/315; see Carr, D.J. [Ed.] 1983 pl. 127 p. 138.  
 COPPER PLATE: [GS]; Bacstrom, S. Ms.: 78; Brown, R. Ms.: 25/610. 460×300/315; engraving proof *r* [pencil] ‘Rutoides citrina’ [unknown]; lithograph Britten, J. 1900 *Ill.*: pl. 29; col. engraving 1980 *BF*: pl. 31.
- A1/37 **ERIOSTEMON BUXIFOLIUS** Smith in Rees, *Cycl.* **13**: *Eriostemon* n. 2 (1809).  
 SPECIMEN: Botany Bay.  
 MANUSCRIPT: Solander, D. Pl. Nov. Holl. **1**: 10, 67 ‘Rutoides verruculosa’; Britten, J. 1900 *Ill.*: 13 *pro descr.*  
 OUTLINE DRAWING: pencil outlines with colour references [SP]; *r* [pencil] ‘91’ [unknown]; ‘Very Pail’ [unknown]; *v* ‘The flowers pale blush colour. the buds much deeper. the anthera orange.’ [SP]; ‘Rutoides verruculosa’ [unknown]; ‘34’ [unknown]; [ink] ‘Botany Bay’ [JB]. 366×260/305.  
 FINISHED DRAWING: watercolours *r* [ink] ‘Fred<sup>k</sup> Polydore Nodder. Pinx<sup>t</sup> 1779’; [pencil] ‘not so many, nor so strong’ [unknown]; ‘Eriostemon’ [Sm.]. 535×365/320.  
 COPPER PLATE: [GS]; Bacstrom, S. Ms.: 78; Brown, R. Ms.: 25/609. 465×300/320; engraving proof *r* [pencil] ‘Rutoides verruculosa’ [unknown]; lithograph Britten, J. 1900 *Ill.*: pl. 30; col. engraving 1980 *BF*: pl. 32.
- A1/38 **PHILOTHECA SALSOLIFOLIA** (Smith) Druce, *Rep. botl Soc. Exch. Club Br. Isl.* 1916: 639 (1917).  
 SPECIMEN: 2 sheets, Botany Bay.  
 MANUSCRIPT: Solander, D. Pl. Nov. Holl. **1**: 63–64 ‘Melioides quinquecapsularis’; Britten, J. 1900. *Ill.*: 13 *pro descr.*  
 OUTLINE DRAWING: pencil outlines with colour references [SP]; *v* [pencil] ‘The flowers a purple crimson or pompadour colour stamina white very hairy leaves dark green stalk rusty brown. the capsula green.’ [SP]; ‘59’ [unknown]; ‘Melioides quinquecapsularis’ [unknown]; [ink] ‘Botany Bay’ [JB]. 365×265/240.  
 FINISHED DRAWING: watercolours *r* [ink] ‘Fred<sup>k</sup> Polydore Nodder. Pinx<sup>t</sup> 1779’; [pencil] ‘Eriostemon’ [Sm.]; ‘green spores From [?]’ [unknown]. 540×365/240.  
 COPPER PLATE: [GS]; Bacstrom, S. Ms.: 78; Brown, R. Ms.: 25/608. 460×300/240; engraving proof *r* [pencil] ‘Melioides quinquecapsularis’ [unknown]; lithograph Britten, J. 1900 *Ill.*: pl. 31; col. engraving 1980 *BF*: pl. 33.





A1/1 *Dillenia alata*

[Plate 1 from *Banks' Florilegium*]

gathered Endeavour River, Australia, 17 June–4 August 1770

line engraving by G. Sibelius after Sydney Parkinson (1770) & F. P. Nodder (1778)

460 × 300 mm



A1/13 *Cochlospermum gillivraei*

[Plate 12 from *Banks' Florilegium*]

gathered Endeavour River, Australia, 17 June–4 August 1770

line engraving by G. Sibelius after Sydney Parkinson (1770) & F. P. Nodder (1778)

460 × 300 mm

- AI/39 *CORREA ALBA* Andrews, *Bot. repos.* I: t. 18 (1798) var. *ALBA*.  
 SPECIMEN: 2 sheets, Botany Bay.  
 MANUSCRIPT: Solander, D. Pl. Nov. Holl. I: 2-3 'Jambolifera alba'; Britten, J. 1900 *Ill.*: 13 *pro descr.*  
 OUTLINE DRAWING: pencil outlines with colour references [SP]; *v* [pencil] 'The flowers white the stamina before blown Fawn colour after yellow.' [SP]; 'Jambolifera alba' [unknown]; '69' [unknown]; [ink] 'Botany Bay' [JB]. 465×275/350.  
 FINISHED DRAWING: watercolours *r* [ink] 'James. Miller pinxt. 1775'; *v* [pencil] 'Jambolifera alba' [unknown]; 'Botany Bay.' [unknown]. 490×325/340.  
 COPPER PLATE: [G. Smith]; Bacstrom, S. Ms.: 64; Brown, R. Ms.: 11/272. 465×300/340; engraving proof *r* [pencil] 'Jambolifera alba' [unknown]; lithograph Britten, J. 1900 *Ill.*: pl. 32; col. engraving 1980 *BF*: pl. 34.
- AI/40 *CORREA REFLEXA* (Labillardière) Ventenat, *Jard. Malm.* I: sub t. 13 (1803) var. *REFLEXA*.  
 SPECIMEN: Botany Bay.  
 MANUSCRIPT: Solander, D. Pl. Nov. Holl. I: 2 'Jambolifera revoluta'; Britten, J. 1900 *Ill.*: 14 *pro descr.*  
 OUTLINE DRAWING: pencil outlines with colour references [SP]; '24' [unknown] *v* [pencil] 'The flower a delicate carmine fading into a fine pale green stamina pale green anthera yellow.' [SP]; 'Jambolifera revoluta' [unknown]; '69' [unknown]; [ink] 'Botany Bay' [JB]. 460×280/335; see Carr, D.J. [Ed.] 1983 pl. 128 p. 140.  
 FINISHED DRAWING: watercolours *r* [ink] 'John Frederick Miller pinxt: 1775'; *v* [pencil] 'Jambolifera revoluta' [unknown]. 500×340/355.  
 COPPER PLATE: [G. Smith]; Bacstrom, S. Ms.: 64; Brown, R. Ms.: 11/271. 465×295/355; engraving proof *r* [pencil] 'Jambolifera revoluta' [unknown]; lithograph Britten, J. 1900 *Ill.*: pl. 33; col. engraving 1980 *BF*: pl. 35.
- AI/41 *CORREA REFLEXA* (Labillardière) Ventenat, *Jard. Malm.* I: sub t. 13 (1803) var. *REFLEXA*.  
 SPECIMEN: no locality.  
 MANUSCRIPT: Solander, D. Pl. Nov. Holl. I: 1-2 'Jambolifera rubicunda'; Britten, J. 1900 *Ill.*: 14 *pro descr.*  
 OUTLINE DRAWING: pencil outlines with colour references [SP]; *v* [pencil] 'The flower the same colour as the other species but paler the leaves are also of same colour the stalk not quite round.' [SP]; 'Jambolifera rubicund' [unknown]; '63' [unknown]; [ink] 'Botany Bay' [JB]. 460×275/360.  
 FINISHED DRAWING: watercolours *r* [ink] 'Jn<sup>o</sup>: Cleveley Jun<sup>r</sup> Pinxt. 1775.'; *v* [pencil] 'Jambolifera rubicunda' [unknown]. 500×335/370.  
 COPPER PLATE: [G. Smith]; Bacstrom, S. Ms.: 64; Brown, R. Ms.: 13/325. 460×295/365; engraving proof *r* [pencil] 'Jambolifera rubicunda' [unknown]; lithograph Britten, J. 1900 *Ill.*: pl. 34; col. engraving 1980 *BF*: pl. 36.

- AI/42 *ACRONYCHIA LAEVIS* Forster & G. Forster, *Char. gen. pl.*: t. 27 (1775).  
 SPECIMEN: Bay of Inlets.  
 MANUSCRIPT: Solander, D. Pl. Nov. Holl. 2: 170–172 'Rutoides emarginata'; Britten, J. 1900 *Ill.*: 14 *pro descr.*  
 OUTLINE DRAWING: pencil outlines with colour references [SP]; *r* [pencil] '29' [unknown]; 'a ring of [?]' [SP]; *v* [pencil] 'The flowers & fruit greenish white the stalks a sordid whitish brown.' [SP]; '3' [unknown]; 'Rutoides emarginata' [unknown]; '147' [unknown]; [ink] 'Thirsty Sound.' [JB]. 465×295/360.  
 FINISHED DRAWING: watercolours *r* [pencil] 'Calyx obtuse' [unknown]; [ink] 'Fred<sup>k</sup> Polydore Nodder, Pinx<sup>t</sup> 1779.'. 535×365/380.  
 COPPER PLATE: [GS]; Bacstrom, S. Ms.: 78; Brown, R. Ms.: 23/575. 460×300/380; engraving proof *r* [pencil] 'Rutoides emarginata' [unknown]; lithograph Britten, J. 1900 *Ill.*: pl. 35; col. engraving 1980 *BF*: pl. 37.
- AI/43 *MICROMELUM MINUTUM* (G. Forster) Wight & Arnott, *Prodr.*: 448, 468 (1834).  
 SPECIMEN: Bay of Inlets, Endeavour River.  
 MANUSCRIPT: Solander, D. Pl. Nov. Holl. 2: 163–164 'Guaiacoides cymosa'; Britten, J. 1900 *Ill.*: 14 *pro descr.*  
 OUTLINE DRAWING: pencil outlines with colour references [SP]; *v* [pencil] 'The flowers stamina & stile greenish white buds and small stalks. pale green the leaves & stalks [?] dark grass green the leaves below considerably paler & somewhat grey. the fruit dark green a little downy.' [SP]; 'Guaiacoides cymosa' [unknown]; '3' [unknown]; '161' [unknown]; [ink] 'Thirsty Sound.' [JB]. 540×365/375.  
 FINISHED DRAWING: watercolours *r* [ink] 'Fred<sup>k</sup> Polydore Nodder. Pinx<sup>t</sup> 1779'. 540×365/415.  
 COPPER PLATE: [GS]; Bacstrom, S. Ms.: 78; Brown, R. Ms.: 25/611. 460×295/410; engraving proof *r* [pencil] 'Guajacoides cymosa' [unknown]; lithograph Britten, J. 1900 *Ill.*: pl. 36; col. engraving 1980 *BF*: pl. 38.

## SURIANACEAE

- AI/44 *SURIANA MARITIMA* Linnaeus, *Sp. pl.* 1: 284 (1753).  
 SPECIMEN: Point Lookout.  
 MANUSCRIPT: Solander, D. Pl. Nov. Holl. 4: 591–592 'Suriana maritima Linn.'.  
 OUTLINE DRAWING: pencil outlines with colour references [SP]; *v* [pencil] 'Petala pale yellow, stamina pale citron.' [SP]; 'Suriana maritima' [unknown]; 'LI.' [unknown]; [ink] 'Lizzard Island' [JB]. 365×250/285.  
 Bacstrom, S. Ms.: 78.

## MELIACEAE

A1/45 *SYNOUM GLANDULOSUM* (Smith) A.H.L. de Jussieu, *Mém. Mus. Hist. nat. Paris* **19**: 227, t. 4, no. 10 (pl. 15) (1830).

SPECIMEN: Botany Bay.

MANUSCRIPT: Solander, D. Pl. Nov. Holl. **1**: 23–24 'Trichilia octandra'; Britten, J. 1900 *Ill.*: 15 *pro descr.*

OUTLINE DRAWING: pencil outlines with colour references [SP]; *r* [pencil] '30' [unknown]; *v* 'flower white the buds ting'd w<sup>t</sup> crimson on the top the calyx greenish brown. the stalk red brown the fruit green ting'd w<sup>t</sup> red.' [SP]; '21' [unknown]; 'Trichilia octandra' [unknown]; [ink] 'Botany Bay' [JB]. 465×285/365.

FINISHED DRAWING: watercolours *r* [ink] 'Fred<sup>k</sup> Polydore Nodder. Pinx: 1777.'; [pencil] 'Trichilia octandra' [unknown]; *v* 'Botany Bay' [unknown]. 540×365/385.

COPPER PLATE: [DM]; Bacstrom, S. Ms.: 70. Brown, R. Ms.: 19/451. 460×295/385; engraving proof *r* [pencil] 'Trichilia octandra' [unknown]; lithograph Britten, J. 1900 *Ill.*: pl. 37; col. engraving 1980 *BF*: pl. 39.

A1/46 *XYLOCARPUS GRANATUM* Koenig, *Naturforscher, Halle* **20**: 2 (1784).

SPECIMEN: Endeavour River.

MANUSCRIPT: Solander, D. Pl. Nov. Holl. **2**: 225 'Trichilia laurifolia'; Britten, J. 1900 *Ill.*: 15 *pro descr.*

OUTLINE DRAWING: pencil outlines with colour references [SP]; *r* [pencil] '31' [unknown]; 'as this' [SP]; *v* 'Flowers white the leaves vivid grass green w<sup>t</sup> pale veins below pale green w<sup>t</sup> dark green veins' [SP]; 'P' [SP] [?]; 'Trichilia laurifolia' [unknown]; '171' [unknown]; [ink] 'Endeavours River' [JB]. 460×295/385.

FINISHED DRAWING: watercolours *r* [ink] 'Fred<sup>k</sup> Polydore Nodder, Pinx: 1779'. 535×365/400.

COPPER PLATE: [GS]; Bacstrom, S. Ms.: 70; Brown, R. Ms.: 22/537. 460×300/395; engraving proof *r* [pencil] 'Trichilia laurifolia' [unknown]; lithograph Britten, J. 1900 *Ill.*: pl. 38; col. engraving 1980 *BF*: pl. 40.

## STACKHOUSIACEAE

A1/47 *STACKHOUSIA VIMINEA* Smith in Rees, *Cycl.* **33**: *Stackhousia* n. 1 (1816) *sensu lato*.

SPECIMEN: Botany Bay.

MANUSCRIPT: Solander, D. Pl. Nov. Holl. **1**: 39–40 'Sarothroides stellulata'; Britten, J. 1900 *Ill.*: 15 *pro descr.*

OUTLINE DRAWING: pencil outlines with colour references [SP]; *v* [pencil] 'The flower a greenish yellow the tube stain'd w<sup>t</sup> red. the stalks grass green.' [SP]; 'Sarothroides stellata' [unknown]; '45' [unknown]; [ink] 'Botany Bay' [JB]. 360×245/275.

FINISHED DRAWING: watercolours *r* [pencil] 'Stackhousia viminea' [Sm.]; *v* 'Sarthroides Stellata' [unknown]; 'Botany Bay' [unknown]. 540×365/315.

COPPER PLATE: [DM]; Bacstrom, S. Ms. : 46; Brown, R. Ms. : 11/257. 460×300/310; engraving proof *r* [pencil] 'Sarthroides stellata' [unknown]; lithograph Britten, J. 1900 *Ill.* : pl. 39; col. engraving 1980 *BF*: pl. 41.

A1/48 STACKHOUSIA MONOGYNA Labillardière, *Nov. Holl. pl.* 1: 77, t. 104 *pro parte* (1805).

SPECIMEN: Bustard Bay.

MANUSCRIPT: Solander, D. Pl. Nov. Holl. 1: 117 'Samoloides trigyna'; Britten, J. 1900 *Ill.* : 15 *pro descr.*

OUTLINE DRAWING: pencil outlines with colour references [SP]; *r* [pencil] '62' [unknown]; *v* 'The flowers white the upper side of the leaves pea green. the underside more Glaucous' [SP]; 'Samoloides trigyna' [unknown]; '123' [unknown]; [ink] 'Bustard Bay' [JB]. 370×265/235.

FINISHED DRAWING: watercolours *r* [ink] 'Jn.° Cleveley Junr. Pinct. 1774'; *v* [pencil] 'Samoloides trigyna' [unknown]. 525×345/255.

COPPER PLATE: [GS]; Bacstrom, S. Ms. : 46; Brown, R. Ms. : 11/256. 460×295/255; engraving proof *r* [pencil] 'Samoloides trigyna' [unknown]; lithograph Britten, J. 1900 *Ill.* : pl. 40; col. engraving 1980 *BF*: pl. 42.

## RHAMNACEAE

A1/49 CRYPTANDRA AMARA Smith in Rees, *Cycl.* 10: *Cryptandra* n. 2 (1808).

SPECIMEN: 2 sheets, Botany Bay.

MANUSCRIPT: Solander, D. Pl. Nov. Holl. 1: 72–73 'Diapensioides calyprata'; Britten, J. 1900 *Ill.* : 16 *pro descr.*

OUTLINE DRAWING: pencil outlines with colour references [SP]; *v* [pencil] 'The flower white calyx [[red]] orange brown. leaves grass green. stalk dark brown.' [SP]; 'Diapensioides calyprata' [unknown]; '39' [unknown]; [ink] 'Botany Bay' [JB]. 370×260/295.

FINISHED DRAWING: watercolours *r* [ink] 'James. Miller Pinxt.'; *v* [pencil] 'Diapensioides calyprata' [unknown]; 'Botany Bay' [unknown]. 530×345/305.

COPPER PLATE: [CW]; Bacstrom, S. Ms. : 44; Brown, R. Ms. : 10/247. 460×300/300; engraving proof *r* [pencil] 'Diapensioides calyprata' [unknown]; lithograph Britten, J. 1900. *Ill.* : pl. 41; col. engraving 1980 *BF*: pl. 43.

## LEEACEAE

A1/50 LEEA INDICA (Burman f.) Merrill, *Philipp J. Sci.* 14: 245 (1919).

SPECIMEN: Endeavour River.

MANUSCRIPT: Solander, D. Pl. Nov. Holl. 2: 273 'Araliastrum sambucoides'; Solander, D. Slip Catalogue vi: 685–696; Britten, J. 1900. *Ill.* : 16 *pro descr.*

OUTLINE DRAWING: pencil outlines with colour references [SP]; *v* [pencil] 'The flower white buds ting'd w<sup>t</sup> green' [SP]; 'Araliastrum Sambucoides' [unknown]; [ink] 'Endeavours River' [JB]. 550×335/430.

FINISHED DRAWING: watercolours *r* [ink] 'John Frederick Miller pinx<sup>t</sup>. 1774.'; *v* [pencil] 'Araliastrum sambucoides' [unknown]; 'N.H.' [unknown]. 540×375/475.

COPPER PLATE: [GS]; Bacstrom, S. Ms. : 46; Brown, R. Ms. : 13/308. 460×300/440; engraving proof; lithograph Britten, J. 1900 *Ill.* : pl. 41A; col. engraving 1980 *BF*: pl. 44.

## SAPINDACEAE

A1/51 DODONAEA POLYANDRA Merrill & Perry, *J. Arnold Arbor.* 21: 525 (1940).

SPECIMEN: New South Wales.

MANUSCRIPT: Solander, D. Pl. Nov. Holl. 4: 486–487, 616–617 'Dodonaea procumbens'; Britten, J. 1900 *Ill.* : 16 *pro descr.*

OUTLINE DRAWING: pencil outlines with colour references [SP]; *r* [pencil] '50' [?] [unknown]; '169' [unknown]; *v* 'Dodonea procumbens' [unknown]; 'PF' [unknown]; [ink] 'Cape Grafton.' [JB]. 540×365/335.

FINISHED DRAWING: watercolours *r* [ink] 'John Frederick Miller Pinx<sup>t</sup>. 1775.'; *v* [pencil] 'Dodonea procumbens' [unknown]; 'C. Grafton.' [unknown]. 540×365/355.

COPPER PLATE: [CW]; Bacstrom, S. Ms. : 60; R. Brown Ms. : 11/269. 460×300/335; engraving proof *r* [pencil] 'Dodonaea procumbens' [unknown]; lithograph Britten, J. *Ill.* 1900: pl. 42; col. engraving 1980 *BF*: pl. 45.

A1/52 DODONAEA VESTITA Hooker in Mitchell, *J. exped. trop. Australia*: 265 (1848).

SPECIMEN: \*.

MANUSCRIPT: Solander, D. Pl. Nov. Holl. 3: 378–379 'Dodonaeoides pinnata'; Britten, J. 1900 *Ill.* : 16 *pro descr.*

OUTLINE DRAWING: pencil outlines with colour references [SP]; *v* [pencil] 'Calyx green stain'd w<sup>t</sup> red stamina pale yellow green stile dark red.' [SP]; 'Dodonaeoides pinnata' [unknown]; [ink] 'Endeavours River' [JB]. 360×265/265.

FINISHED DRAWING: watercolours *r* [ink] 'James. Miller pinxt. 1775.'; *v* [pencil] 'Dodonoides pinnata' [unknown]; 'Endeavours River' [unknown]. 540×360/285.

COPPER PLATE: [DM]; Bacstrom, S. Ms. : 66; Brown, R. Ms. : 17/415. 460×295/280; engraving proof *r* [pencil] 'Dodonaeoides pinnata' [unknown]; lithograph Britten, J. *Ill.* 1900: pl. 43; col. engraving 1981 *BF*: pl. 46.

A1/53 DISTICHOSTEMON HISPIDULUS (Endlicher) Baillon, *Hist. pl.* 5: 411 (1874).

SPECIMEN: Endeavour River.

MANUSCRIPT: Solander, D. Pl. Nov. Holl. 3: 349–350 'Dodonaeoides villosa'; Britten, J. 1900 *Ill.* : 17 *pro descr.*

OUTLINE DRAWING: pencil outlines with colour references [SP]; *v* [pencil] 'Dodonaeoides villosa' [unknown]; '303' [unknown]; [ink] 'Endeavours River' [JB]. 465×285/395.

FINISHED DRAWING: watercolours *r* [ink] 'John Frederick Miller pinxt: 8<sup>th</sup> July 1775.'; *v* [pencil] 'Dodoneoides villosa' [unknown]. 535×360/380.

COPPER PLATE: [G. Smith]; Bacstrom, S. Ms. : 66; Brown, R. Ms. : 18/426. 460×295/380; engraving proof *r* [pencil] 'Dodonaeoides villosa' [unknown]; lithograph Britten, J. 1900 *Ill.* : pl. 44; col. engraving 1981 *BF*: pl. 47.

## ANACARDIACEAE

AI/54 BUCHANANIA ARBORESCENS (Blume) Blume, *Mus. bot. Lugduno-Batavum* I: 183 (1850).

SPECIMEN: Endeavour River.

MANUSCRIPT: Solander, D. Pl. Nov. Holl. 4: 538–539 'Spondioides alternifolia'; Britten, J. 1900 *Ill.* : 17 *pro descr.*

OUTLINE DRAWING: pencil outlines with colour references [SP]; *v* [pencil] 'The flower and buds white' [SP]; 'Spondioides alternifolia' [unknown]; [ink] 'Endeavours River.' [JB]. 540×365/390.

FINISHED DRAWING: watercolours *r* [ink] 'Fred<sup>k</sup> Polydore Nodder. Pinx<sup>t</sup> 1779'. 540×365/435.

COPPER PLATE: [DM]; Bacstrom, S. Ms. : 78; Brown, R. Ms. : 22/538. 460×300/425; engraving proof *r* [pencil] 'Spondioides alternifolia' [unknown]; lithograph Britten, J. 1900 *Ill.* : pl. 45; col. engraving 1981 *BF*: pl. 48.

## BLEPHAROCARYACEAE

AI/55 BLEPHAROCARYA INVOLUCRIGERA F. Mueller, *Fragm.* II: 16 (1878).

SPECIMEN: 2 sheets, Endeavour River, Lizard Island.

MANUSCRIPT: Solander, D. Pl. Nov. Holl. 4: 537–538 'Amyroides juglandifolia'; [no description in Britten].

OUTLINE DRAWING: pencil outlines with colour references [SP]; *r* [pencil] 'The flower greenish white' [SP]; *v* 'The flower greenish white anthera brown buds pale green.' [SP]; 'Amyroides juglandifolia' [unknown]; [ink] 'Endeavours River' [JB]. 540×355/395.

FINISHED DRAWING: watercolours *r* [ink] 'Jn<sup>o</sup>: Cleveley Jun<sup>r</sup>. Pinxt. 1775.' *v* [pencil] 'Amyroides juglandifolia' [unknown]. 540×355/395.

COPPER PLATE: [GS]; Bacstrom, S. Ms. : 66; Brown, R. Ms. : 16/387. 460×300/395; engraving proof *r* [pencil] 'Mysoides juglandifolia' [unknown]; lithograph Britten, J. *Ill.* 1900: pl. 45A; col. engraving 1981 *BF*: pl. 49.



## ANACARDIACEAE

- A1/56 PLEIOGYNIUM TIMORIENSE (de Candolle) Leenhouts, *Blumea* 7: 159 (1952).  
 SPECIMEN: Bustard Bay, Bay of Inlets, Endeavour River.  
 MANUSCRIPT: Solander, D. Pl. Nov. Holl. 1: 159, 2: 161 'Spondias acida'; Britten, J. 1900 *Ill.*: 17 *pro descr.*  
 OUTLINE DRAWING: pencil outlines with colour references [SP]; *v* [pencil] 'The flowers greenish white anthera yellow the leaves grass green vein'd with paler the underside somewhat paler vein'd w<sup>t</sup> darker the petiolae pale green the fruit before ripe are green stain'd w<sup>t</sup> red when ripe the colour of a Damson.' [SP]; 'Spondias acida' [unknown]; '159' [unknown]; [ink] 'Thirsty Sound' [JB]. 540×365/405; see Carr, D.J. [Ed.] 1983 pl. 129 p. 141.  
 FINISHED DRAWING: watercolours *r* [pencil] 'Spondias acida' [unknown]. 540×365/425.  
 Bacstrom, S. Ms.: 76; lithograph [RM]; Britten, J. 1900 *Ill.*: pl. 46.  
 NOTES: a lithographic stone was drawn by Robert Morgan for Britten as there was no copper plate.

## LEGUMINOSAE

- A2/57 OXYLOBIUM CORDIFOLIUM Andrews, *Bot. repos.*: t. 492 (1807).  
 SPECIMEN: Botany Bay.  
 MANUSCRIPT: Solander, D. Pl. Nov. Holl. 1: 87–88 'Sophoroides rubriflora'; Britten, J. 1900 *Ill.*: 17 *pro descr.*  
 OUTLINE DRAWING: pencil outlines with colour references [SP]; *r* [pencil] '85' [unknown]; *v* 'Sophoroides rubriflora' [unknown]; 'The corolla on the inside a deep orange the outside dark red orange anthera yellow lacina calacyme dark purple fading into pink and that into green the carina especially at ye point dark red the stalks underside of the leaves covered wt small white hairs' [SP]; 'rubriflora' [unknown]; '65' [unknown]; [ink] 'Botany Bay' [JB]. 368×265/320.  
 FINISHED DRAWING: watercolours *r* [ink] 'Fred<sup>k</sup> Polydore Nodder. Pinx<sup>t</sup> 1779'. 540×370/355.  
 COPPER PLATE: [GS]; Bacstrom, S. Ms.: 78; Brown, R. Ms.: 26/627. 465×305/350; [no engraving proof]; lithograph Britten, J. 1900 *Ill.*: pl. 47; col. engraving 1981 *BF*: pl. 50.  
 A2/58 GOMPHOLOBIUM NITIDUM Banks & Solander ex Bentham, *Fl. austral.* 2: 48 (1864).  
 SPECIMEN: 2 sheets, Endeavour River, Point Lookout (syntype).  
 MANUSCRIPT: Solander, D. Pl. Nov. Holl. 3: 434–435 'Sophoroides microphylla'; Britten, J. 1900 *Ill.*: 18 *pro descr.*

OUTLINE DRAWING: pencil outlines with colour references [SP]; *r* [pencil] 'yellow Lode' [?] [unknown]; *v* 'The inside of the vexillum & aloe yellow the outside of the vexillum and top of the carina olive the bottom of the carina and edge at the top white.' [SP]; 'Sophoroides microphylla' [unknown]; [ink] 'Endeavours River' [JB].  
368×265/275.

FINISHED DRAWING: watercolours *r* [ink] 'Fred<sup>k</sup> Polydore Nodder. Pinxt: 1779'; [pencil] 'a little longer' [unknown]. 540×360/320.

COPPER PLATE: [DM]; Bacstrom, S. Ms.: 78; Brown, R. Ms.: 25/606. 465×300/320; engraving proof *r* [pencil] 'Sophoroides macrophylla' [unknown]; lithograph Britten, J. 1900 *Ill.*: pl. 48; col. engraving 1981 *BF*: pl. 51.

NOTES: the annotation on the finished drawing is a correction for the engraver. The engraving follows Parkinson's outline drawing.

A2/59 JACKSONIA THESIOIDES A. Cunningham ex Bentham, *Comm. legum. gen.*: 10 (1837).

SPECIMEN: 2 sheets, Endeavour River.

MANUSCRIPT: Solander, D. Pl. Nov. Holl. 3: 359–361 'Sophoroides triquetra'; Britten, J. 1900: *Ill.*: 18 *pro descr.*

OUTLINE DRAWING: pencil outlines with colour references [SP]; *r* [pencil] '87' [unknown]; *v* 'Sophoroides triquetra' [unknown]; [ink] 'Endeavours River' [JB].  
370×265/270.

FINISHED DRAWING: watercolours *r* [ink] 'Fred<sup>k</sup> Polydore Nodder. Pinxt: 1779'; [pencil] 'Pedunculi shorter' [unknown]. 540×365/285.

COPPER PLATE: [DM]; Bacstrom, S. Ms.: 78; Brown, R. Ms.: 26/628. 465×300/285; engraving proof *r* [pencil] 'Sophoroides triquetra' [unknown]; 'D. Mackenzie'; lithograph Britten, J. 1900 *Ill.*: pl. 49; col. engraving 1981 *BF*: pl. 52.

A2/60 AOTUS ERICOIDES (Ventenat) G. Don, *Gen. hist.* 2: 120 (1832).

SPECIMEN: Botany Bay.

MANUSCRIPT: Solander, D. Pl. Nov. Holl. 1: 88–89 'Sophoroides cinerascens'; Britten, J. 1900 *Ill.*: 18 *pro descr.*

OUTLINE DRAWING: pencil outlines with colour references [SP]; *r* [pencil] '86' [unknown]; *v* 'The flowers yellow the strips at the bottom of the Vexillum dark Crimson below that pale green.' [SP]; '62' [unknown]; 'Sophoroides cinerascens' [unknown]; [ink] 'Botany Bay' [JB]. 370×265/255.

FINISHED DRAWING: watercolours *r* [ink] 'Fred<sup>k</sup> Polydore Nodder. Pinxt: 1779'.  
540×365/900.

COPPER PLATE: [DM]; Bacstrom, S. Ms.: 78; Brown, R. Ms.: 25/605. 460×300/300; engraving proof *r* [pencil] 'Sophoroides cinerascens' [unknown]; lithograph Britten, J. 1900 *Ill.*: pl. 50; col. engraving 1981 *BF*: pl. 53.

A2/61 BOSSIAEA HETEROPHYLLA Ventenat, *Jard. Cels.*: 7, t. 7 (1800).

SPECIMEN: Botany Bay.

MANUSCRIPT: Solander, D. Pl. Nov. Holl. 1: 85–87 'Genista speciosa'; Britten, J. 1900 *Ill.*: 18 *pro descr.*

OUTLINE DRAWING: pencil outlines with colour references [SP]; *r* [pencil] '129' [?] [unknown]; *v* 'Genista speciosa' [unknown]; 'The Vexillum & Aloe bright yellow the V. stain'd w<sup>t</sup> red laev [?] and the bottom behind w<sup>t</sup> red the Carina a dark red. turning paler toward the basel.' [SP]; '64' [unknown]; [ink] 'Botany Bay' [JB]. 365×265/330.

FINISHED DRAWING: watercolours *r* [ink] 'Fred<sup>k</sup> Polydore Nodder. Pinx<sup>t</sup> 1777'. 540×365/400.

COPPER PLATE: [RB]; Bacstrom, S. Ms.: 106; Brown, R. Ms.: 21/517. 460×300/390; engraving proof *r* [pencil] 'Genista speciosa' [unknown]; lithograph Britten, J. 1900 *Ill.*: pl. 51; col. engraving 1981 *BF*: pl. 54.

A2/62 CROTALARIA VERRUCOSA Linnaeus, *Sp. pl.* 2: 715 (1753).

SPECIMEN: 2 sheets, Endeavour River.

MANUSCRIPT: Solander, D. Pl. Nov. Holl. 3: 389–390 'Dolichos stipularis'; Britten, J. 1900 *Ill.*: 19 *pro descr.*

OUTLINE DRAWING: pencil outlines with colour references [SP]; *r* [pencil] 'calyx 3 & 2 Split [?]' [unknown]; *v* 'The vexillum pale blue vein'd w<sup>t</sup> deep blue the aloe the same but deeper w<sup>t</sup> a cast of purple at the edge the carina white ting'd w<sup>t</sup> green veins blue green the calyx pale green ting'd at the base w<sup>t</sup> purple. the upper side of the leaves dull grass green w<sup>t</sup> hollow veins, below, more glaucous w<sup>t</sup> prominent veins. stalks bractea fresh green.' [SP]; 'Dolichos stipularis' [unknown]; [ink] 'Endeavours River' [JB]. 545×360/385.

FINISHED DRAWING: watercolours *r* [ink] 'Fred<sup>k</sup> Polydore Nodder Pinx<sup>t</sup> 1777'. 545×365/400; see Carr, D.J. [Ed.] 1983 pl. 130 p. 142.

COPPER PLATE: [DM]; Bacstrom, S. Ms.: 106; Brown R. Ms.: 19/466. 460×300/400; engraving proof *r* [pencil] 'Dolichos stipularis' [unknown]; lithograph Britten, J. 1900 *Ill.*: pl. 52; col. engraving 1981 *BF*: pl. 55.

A2/63 CROTALARIA CALYCINA Schrank, *Pl. Rar. Horti Monac.* 1: t. 12 (1817).

SPECIMEN: Bay of Inlets, Endeavour River.

MANUSCRIPT: Solander, D. Pl. Nov. Holl. 2: 197, 4: 501, 567 'Crotalaria [[Genistoides]] calyculata'; Britten, J. 1900 *Ill.*: 19 *pro descr.*

OUTLINE DRAWING: pencil outlines with colour references [SP]; *r* [pencil] '55' [unknown]; *v* 'The flower white. the base of the vexillum ting'd w<sup>t</sup> yellow.' [SP]; 'Crotalaria' [unknown]; 'Genistoides calyculata' [unknown]; '389' [unknown]; [ink] 'Endeavours River' [JB]. 460×290/385.

FINISHED DRAWING: watercolours *r* [ink] 'Fred<sup>k</sup> Polydore Nodder. Pinx<sup>t</sup> 1777'. 545×360/400; see Beaglehole, J.C. 1962 2: pl. 24a.

COPPER PLATE: [DM]; Bacstrom, S. Ms.: 108; Brown, R. Ms.: 23/566. 460×300/395; engraving proof *r* [pencil] 'Genistoides calyculata' [unknown]; lithograph Britten, J. 1900 *Ill.*: pl. 53; col. engraving 1981 *BF*: pl. 56.

- A2/64 **LOTUS AUSTRALIS** Andrews, *Bot. repos.* **10**:t. 624 (1811).  
**SPECIMEN**: Bustard Bay.  
**MANUSCRIPT**: Solander, D. Pl. Nov. Holl. Systematic Index **4**: 36 [index entry only, no description] 'Lotus canescens'; Britten, J. 1900 *Ill.*: 19 *pro descr.*  
**OUTLINE DRAWING**: pencil outlines with colour references [SP]; *r* [pencil] '133' [unknown]; *v* 'The Vexillum middling Crimson w<sup>t</sup> a few purple stripes in the middle the aloe & buds of the same colour but much paler calyx & stalks pale green leaves a whitish green. legumen umber' [SP]; '135' [unknown]; '3' [unknown]; 'Lotus canescens' [unknown]; [ink] 'Thirsty Sound' [JB]. 365×265/260.  
**FINISHED DRAWING**: watercolours *r* [ink] 'Fred<sup>k</sup> Polydore Nodder. Pinx<sup>t</sup> 1777'. 540×360/280.  
**COPPER PLATE**: [RB]; Bacstrom, S. Ms.: 108; Brown, R. Ms.: 23/567. 460×300/280; engraving proof *r* [pencil] 'Lotus canescens' [unknown]; lithograph Britten, J. 1900 *Ill.*: pl. 54; col. engraving 1981 *BF*: pl. 57.
- A2/65 **INDIGOFERA AUSTRALIS** Willdenow, *Sp. pl. ed. 4*, **3**: 1255 (1803).  
**SPECIMEN**: Bay of Inlets.  
**MANUSCRIPT**: Solander, D. Pl. Nov. Holl. **2**: 201–202 'Lotus [?] spicatus'.  
**OUTLINE DRAWING**: pencil outlines with colour references [SP]; *r* [pencil] 'NB. Not to be finish'd' [J. Dryander [?]]; *v* 'The flowers pale red purple the leaves grass green above & Glaucus below the Stalk & peduncli yellow green stain'd w<sup>t</sup> red. the buds & calyx brown purple' [SP]; '142' [unknown]; '3' [unknown]; 'Lotus spicatus' [unknown]; [ink] 'Thirsty Sound.' [JB]. 460×290/260.  
 Bacstrom, S. Ms.: 108.
- A2/66 **INDIGOFERA LINIFOLIA** (Linnaeus f.) Retzius, *Obs. Bot.* **4**: 29 (1786); **6**: 33, t. 2 (1798).  
**SPECIMEN**: 2 sheets, Bay of Inlets, Endeavour River.  
**MANUSCRIPT**: Solander, D. Pl. Nov. Holl. **2**: 178–179 'Trifolium unifolium'; Britten, J. 1900 *Ill.*: 19 *pro descr.*  
**OUTLINE DRAWING**: pencil outlines with colour references [SP]; *v* [pencil] 'The flower red the upperside of the leaves grass green the underside of the leaves stalks & calyx bluish gray green the fruit a whitish green' [SP]; 'Trifolium unifolium' [unknown]; '130' [unknown]; '3' [unknown]; [ink] 'Thirsty Sound' [JB]. 365×265/300.  
**FINISHED DRAWING**: watercolours *r* [ink] 'Fred<sup>k</sup> Polydore Nodder. Pinx<sup>t</sup> 1778'. 545×360/325.  
**COPPER PLATE**: [RB]; Bacstrom, S. Ms.: 110; Brown, R. Ms.: 22/549. 460×295/325; engraving proof *r* [pencil] 'Trifolium unifolium' [unknown]; lithograph Britten, J. 1900 *Ill.*: pl. 55; col. engraving 1981 *BF*: pl. 58.

- A2/67 **INDIGOFERA TRIFOLIATA** Linnaeus, *Cent pl. II*: 29 (1756); *Amoen. Acad.* 4: 337 (1759).  
**SPECIMEN**: Bustard Bay.  
**MANUSCRIPT**: Solander, D. Pl. Nov. Holl. Systematic Index 4: 36 [index entry only, no description] 'Lotus tetragonolobus'; Britten, J. 1900 *Ill.*: 20 *pro descr.*  
**OUTLINE DRAWING**: pencil outlines with colour references [SP]; *v* [pencil] 'The vexillum cherry colour aloe deep scarlet carina green the vexillum above & buds ting'd w<sup>t</sup> green' [SP]; 'Lotus tetr [?]' [unknown]; '160' [unknown]; [ink] 'Thirsty Sound' [JB]. 370×265/310.  
**FINISHED DRAWING**: watercolours *r* [ink] 'Fred<sup>k</sup> Polydore Nodder. Pinx<sup>t</sup> 1777'. 540×360/310.  
**COPPER PLATE**: [GS]; Bacstrom, S. Ms.: 108; Brown, R. Ms.: 21/521. 460×300/305; engraving proof *r* [pencil] 'Lotus tetragonolobus' [unknown]; lithograph Britten, J. 1900 *Ill.*: pl. 56; col. engraving 1981 *BF*: pl. 59.
- A2/68 **INDIGOFERA COLUTEA** (Burman f.) Merrill, *Philipp. J. Sci.* 19: 355 (1921).  
**SPECIMEN**: Endeavour River.  
**MANUSCRIPT**: Solander, D. Pl. Nov. Holl. 2: 287–288 'Lotus divaricatus'; Britten, J. 1900 *Ill.*: 20 *pro descr.*  
**OUTLINE DRAWING**: pencil outlines with colour references [SP]; *v* [pencil] 'Lotus divaricatus' [unknown]; [ink] 'Endeavours River' [JB]. 365×265/250.  
**FINISHED DRAWING**: watercolours *r* [ink] 'Fred<sup>k</sup> Polydore Nodder. Pinx<sup>t</sup> 1777'. 540×360/270.  
**COPPER PLATE**: [GS]; Bacstrom, S. Ms.: 108; Brown, R. Ms.: 21/522. 455×300/260; engraving proof *r* [pencil] 'Lotus divaricatus' [unknown]; lithograph Britten, J. 1900 *Ill.*: pl. 57; col. engraving 1981 *BF*: pl. 60.
- A2/69 **INDIGOFERA PRATENSIS** F. Mueller, *Essay Pl. Smith's Exped. Burdekin*: 10 (1860).  
**SPECIMEN**: 2 sheets, Endeavour River, Bay of Inlets.  
**MANUSCRIPT**: Solander, D. Pl. Nov. Holl. 4: 471–472 'Clitoroides carnea'; Britten, J. 1900 *Ill.*: 20 *pro descr.*  
**OUTLINE DRAWING**: pencil outlines with colour references [SP]; *r* [pencil] '143' [unknown]; *v* 'The vexillum pale crimson purple w<sup>t</sup> some strips of white on the inside the aloe same colour but deeper carina same but very pale buds pale blue purple calyx very pale green. leaves grass green above w<sup>t</sup> lightish veins below glaucous w<sup>t</sup> small dark green veins. stalks yellow green' [SP]; 'Clitoroides carnea' [unknown]; 'Clitoroides carnea' [unknown]; [ink] 'Endeavours River' [JB]. 365×265/265.  
**FINISHED DRAWING**: watercolours *r* [ink] 'Fred<sup>k</sup> Polydore Nodder. Pinx<sup>t</sup> 1777'. 540×360/270.  
**COPPER PLATE**: [GS]; Bacstrom, S. Ms.: 110; [not in Brown]. 465×300/270; [no engraving proof]; lithograph Britten, J. 1900 *Ill.*: pl. 58; col. engraving 1981 *BF*: pl. 61.

- A2/70 **LAMPROLOBIUM FRUTICOSUM** Bentham, *Fl. austral.* **2**: 202 (1864).  
 SPECIMEN: 2 sheets, Endeavour River.  
 MANUSCRIPT: Solander, D. Pl. Nov. Holl. **3**: 414–415 ‘Crotalarioides fruticosa’; Britten, J. 1900 *Ill.*: 20 *pro descr.*  
 OUTLINE DRAWING: pencil outlines with colour references [SP]; *v* [pencil] ‘The vex. & aloe buff colour car. pale green inside of the calyx pale dirty green’ [SP]; ‘Crotalarioides fruticosa’ [unknown]; [ink] ‘Endeavours River’ [JB]. 545×355/355.  
 FINISHED DRAWING: watercolours *r* [ink] ‘Fred<sup>k</sup> Polydore Nodder Pinx<sup>t</sup> 1777’; [pencil] ‘too strong [?]’ ‘aloe obtuse’ ‘fine line’ [unknown]. 540×360/390.  
 COPPER PLATE: [GS]; Bacstrom, S. Ms.: 110; Brown, R. Ms.: 20/500. 460×295/390; engraving proof *r* [pencil] ‘Crotalarioides fruticosa’ [unknown]; lithograph Britten, J. 1900 *Ill.*: pl. 59; col. engraving 1981 *BF*: pl. 62.
- A2/71 **TEPHROSIA ASTRAGALOIDES** Bentham, *Fl. austral.* **2**: 208 (1864).  
 SPECIMEN: Palm Island, Bustard Bay.  
 MANUSCRIPT: Solander, D. Pl. Nov. Holl. **2**: 234–236 ‘Hedysarum albiflorum’.  
 OUTLINE DRAWING: pencil outlines with colour references [SP]; *v* [pencil] ‘The flower white the back of the vexillum ting’d wt green’ [SP]; ‘Hedysarum albiflorum’ [unknown]; ‘163’ [unknown]; ‘P’ [unknown]; [ink] ‘Palm Island’ [JB]. 370×265/295.  
 Bacstrom, S. Ms.: 108.
- A2/72 **TEPHROSIA RETICULATA** Bentham, *Fl. austral.* **2**: 205 (1864).  
 SPECIMEN: 2 sheets, Endeavour River.  
 MANUSCRIPT: Solander, D. Pl. Nov. Holl. **3**: 435–436 ‘Galegoides glabrata’; Britten, J. 1900 *Ill.*: 21 *pro descr.*  
 OUTLINE DRAWING: pencil outlines with colour references [SP]; *r* [pencil] ‘Galegoides glabrata’ [unknown]; *v* ‘Galegoides glabrata’ [unknown]; [ink] ‘Endeavours River’ [JB]. 545×365/385.  
 FINISHED DRAWING: watercolours *r* [ink] ‘Fred<sup>k</sup> Polydore Nodder. Pinx<sup>t</sup> 1777’; [pencil] ‘no point’ [unknown]. 545×360/400.  
 COPPER PLATE: [GS]; Bacstrom, S. Ms.: 108; Brown, R. Ms.: 18/434. 460×300/390; engraving proof *r* [pencil] ‘Galegoides glabrata’ [unknown]; lithograph Britten, J. *Ill.* 1900: pl. 60; col. engraving 1981 *BF*: pl. 63.
- A2/73 **TEPHROSIA FILTPES** var. **LATIFOLIA** Bentham, *Fl. austral.* **2**: 209 (1864).  
 SPECIMEN: 2 sheets, Endeavour River (syntypes).  
 MANUSCRIPT: Solander, D. Pl. Nov. Holl. **3**: 464–465 ‘Galegoides sericea’; Britten, J. 1900 *Ill.*: 21 *pro descr.*  
 OUTLINE DRAWING: pencil outlines with colour references [SP]; *v* [pencil] ‘The vexillum and aloe deep crimson the base of the vexillum citron colour the carina paler crimson the leaves above yellow green below cover’d w<sup>t</sup> silvery hair the stalks grass green capsula yellow green ting’d w<sup>t</sup> red w<sup>t</sup> the edges dark green.’ [SP]; ‘Galegoides sericea’ [unknown]; [ink] ‘Endeavours River’ [JB]. 370×265/240.

FINISHED DRAWING: watercolours *r* [pencil] 'Galegoides sericea' [unknown]; [ink] 'Fred<sup>k</sup> Polydore. Nodder. Pinx<sup>t</sup> 1777'. 540×360/300.

COPPER PLATE: [DM]; Bacstrom, S. Ms. : 108; Brown, R. Ms. : 19/471. 460×300/295; engraving proof *r* [pencil] 'Galegoides sericea' [unknown]; lithograph Britten, J. 1900 *Ill.* : pl. 61; col. engraving 1981 *BF.* : pl. 64.

A2/74 TEPHROSIA LEPTOCLADA Bentham, *Fl. austral.* 2: 207 (1864).

SPECIMEN: Endeavour River.

MANUSCRIPT: Solander, D. Pl. Nov. Holl. 3: 432–433 'Vicioides rubella'; Britten, J. 1900 *Ill.* : 21 *pro descr.*

OUTLINE DRAWING: pencil outlines with colour references [SP]; *v* [pencil] 'Vicioides rubella' [unknown]; [ink] 'Endeavours River' [JB]. 365×265/290.

FINISHED DRAWING: watercolours *r* [ink] 'Fred<sup>k</sup> Polydore Nodder. Pinx<sup>t</sup> 1777'. 545×355/300.

COPPER PLATE: [DM]; Bacstrom, S. Ms. : 110; Brown, R. Ms. : 19/472. 460×295/295; engraving proof *r* [pencil] 'Vicioides rubella' [unknown]; lithograph Britten, J. 1900 *Ill.* : pl. 62; col. engraving 1981 *BF.* : pl. 65.

A2/74a TEPHROSIA BRACHYODON Domin, *Reprium Spec. nov. Regni. veg.* II: 262 (1912).

SPECIMEN: Palm Island, Bustard Bay.

MANUSCRIPT: Solander, D. Pl. Nov. Holl. 2: 236–237, 239–240 'Lotus coccineus'; [no description in Britten].

OUTLINE DRAWING: pencil outlines with colour references [SP]; *r* [pencil] 'the Specimen' [unknown]; *v* 'The flowers a middling dark blue purple w<sup>t</sup> a spot of green at the base of the Vexillum.' [SP]; 'Lotus coccineus' [unknown]; 'R' [unknown]; '180' [unknown]; [ink] 'Palm Island' [JB]. 370×265/285.

FINISHED DRAWING: watercolours *r* [pencil] 'not hairy' 'outside of the Vexillum hairy' 'not hairy' 'not hairy' [unknown]; [ink] 'Fred<sup>k</sup> Polydore Nodder Pinx<sup>t</sup> 1777'. 540×355/285.

COPPER PLATE: [RB]; Bacstrom, S. Ms. : 108; Brown, R. Ms. : 19/469. 460×300/280; engraving proof *r* [pencil] 'Lotus coccineus' [unknown]; [not in Britten]; col. engraving 1981 *BF.* : pl. 66.

A2/75 SESBANIA CANNABINA (Retzius) Poiret in Lamarck, *Encycl.* 7: 130 (1806).

SPECIMEN: Booby Island.

MANUSCRIPT: Solander, D. Pl. Nov. Holl. 4: 628–630 'Aeschynomene diffusa'; Britten, J. 1900 *Ill.* : 21 *pro descr.*

OUTLINE DRAWING: pencil outlines with colour references [SP]; *r* [pencil] '144' [unknown]; *v* 'The vexillum & aloe bright yellow carina turn<sup>e</sup> very pale at the bottom ting<sup>d</sup> w<sup>t</sup> green buds pale yellow [SP]; 'Aeschynomene diffusa' [unknown]; [ink] 'Booby Island' [JB]. 370×265/250.

FINISHED DRAWING: watercolours *r* [ink] 'Fred<sup>k</sup> Polydore Nodder Pinx<sup>t</sup> 1778'. 540×360/270; see Beaglehole, J.C. 1962 2: pl. 32.

COPPER PLATE: [RB]; Bacstrom, S. Ms.: 108; Brown, R. Ms.: 21/520. 460×295/265; engraving proof *r* [pencil] 'Aeschynomene diffusa' [unknown]; lithograph Britten, J. 1900 *Ill.*: pl. 63; col. engraving 1981 *BF*: pl. 67.

A2/76 ORMOCARPUM COCHINCHINENSIS (Loureiro) Merrill, *Philipp. J. Sci.* **5**: 76 (1910).

SPECIMEN: Endeavour River.

MANUSCRIPT: Solander, D. Pl. Nov. Holl. **3**: 313 'Galega fruticosa'; Britten, J. 1900 *Ill.*: 22 *pro descr.*

OUTLINE DRAWING: pencil outlines with colour references [SP]; *v* [pencil] 'Galega fruticosa' [unknown]; [ink] 'Endeavours River' [JB]. 370×265/295.

FINISHED DRAWING: watercolours *r* [pencil] 'Galega fruticosa' [unknown]; [ink] 'Fred<sup>k</sup> Polydore Nodder. Pinx<sup>t</sup> 1777.'. 540×360/295.

COPPER PLATE: [GS]; Bacstrom, S. Ms.: 108; Brown, R. Ms.: 18/433. 460×295/295; engraving proof *r* [pencil] 'Galega fruticosa' [unknown]; lithograph Britten J. 1900 *Ill.*: pl. 64; col. engraving 1981 *BF*: pl. 68.

A2/77 SMITHIA CONFERTA Smith in Rees, *Cycl.* **33**: *Smithia* n. 2 (1816).

SPECIMEN: 2 sheets, Endeavour River.

MANUSCRIPT: Solander, D. Pl. Nov. Holl. **3**: 393–394 'Ornithopodioides pilosa'; Britten, J. 1900 *Ill.*: 22 *pro descr.*

OUTLINE DRAWING: pencil outlines with colour references [SP]; *v* [pencil] 'flowers yellow capsula & calyx very pale green leaves grass green w<sup>t</sup> long white hair. stalks stain'd w<sup>t</sup> purple.' [SP]; 'Ornithopodioides pilosa' [unknown]; [ink] 'Endeavours River' [JB]. 365×265/300.

FINISHED DRAWING: watercolours *r* [ink] 'Fred<sup>k</sup> Polydore Nodder, Pinx<sup>t</sup>, 1778'; [pencil] 'Smithia' [Sm. [?]]. 540×360/390.

COPPER PLATE: [RB]; Bacstrom, S. Ms.: 110; Brown, R. Ms.: 22/550. 455×295/385; engraving proof *r* [pencil] 'Ornithopodioides pilosa' [unknown]; 'Smithia conferta Sm.' [Sm. [?]]; lithograph Britten, J. 1900 *Ill.*: pl. 65; col. engraving 1981 *BF*: pl. 69.

A2/78 DESMODIUM RHYTIDOPHYLLUM F. Mueller ex Bentham, *Fl. austral.* **2**: 233 (1864).

SPECIMEN: Botany Bay.

MANUSCRIPT: Solander, D. Pl. Nov. Holl. **2**: 248 'Hedysarum tenellum'.

OUTLINE DRAWING: pencil outlines with colour references [SP]; *v* [pencil] 'The flower pale red purple.' [SP]; 'Hedysarum tenellum' [unknown]; [ink] 'Endeavours River' [JB]. 540×360/450.

Bacstrom, S. Ms.: 108.

A2/79 DESMODIUM UMBELLATUM de Candolle, *Prodr.* **2**: 325 (1825).

SPECIMEN: Palm Island, Cape Grafton.

MANUSCRIPT: Solander, D. Pl. Nov. Holl. **2**: 234–236 'Hedysarum albiflorum'.



OUTLINE DRAWING: pencil outlines with colour references [SP]; *r* [pencil] '59' [unknown]; *v* 'The flowers white. the capsula & buds cover'd w<sup>t</sup> silvery hair—the leaves dark grass green w<sup>t</sup> hollow veins the underside much whiter w<sup>t</sup> small hair & prominent the legumen pale green cover'd w<sup>t</sup> hair.' [SP]; 'Hedysarum umbellatum' [unknown]; 'P' [unknown]; '172' [unknown]; [ink] 'Palm Island.' [JB]. 470×290/350.

FINISHED DRAWING: watercolours *r* [ink] 'Fred<sup>k</sup> Polydore Nodder. Pinx<sup>t</sup> 1779'; [pencil] 'Not to be Engraved' [J. Dryander(?)]. 545×360/400.  
Bacstrom, S. Ms. : 108.

A2/80 URARIA LAGOPOIDES (Linnaeus) de Candolle, *Prodr.* 2: 324 (1825).

SPECIMEN: Endeavour River.

MANUSCRIPT: Solander, D. Pl. Nov. Holl. 4: 548 'Psoralaeoides spicata'.

OUTLINE DRAWING: pencil outlines with colour references [SP]; *r* [pencil] '140' (?) [unknown]; *v* 'Psoralioides spicata' [unknown]; [ink] 'Endeavours River' [JB]. 365×265/230.

FINISHED DRAWINGS: watercolours *r* [ink] 'Fred<sup>k</sup> Polydore Nodder. Pinx<sup>t</sup> 1777'. 545×360/230.  
Bacstrom, S. Ms. : 110.

A2/81 GLYCINE TABACINA (Labillardière) Bentham, *Fl. austral.* 2: 244 (1864).

SPECIMEN: Botany Bay, Bustard Bay, Bay of Inlets (syntype).

MANUSCRIPT: Solander, D. Pl. Nov. Holl. Systematic Index 4: 37 [index entry only, no description] 'Galegoides trifolia'; [no description in Britten].

OUTLINE DRAWING: pencil outlines with colour references [SP]; *r* [pencil] '56' [unknown]; 'Galegoides trifolia' [unknown]; *v* 'The vexillum pale blue w<sup>t</sup> the base whiter the Aloe & carina dark blue the leaves above grass green below glaucous the siliqua & stalks pale green the whole plant cover'd w<sup>t</sup> fine hair' [SP]; '126' [unknown], 'Galegoides trifolia' [unknown]; [ink] 'Bustard Bay' [JB]. 480×290/400.

FINISHED DRAWING: watercolours *r* [ink] 'Fred<sup>k</sup> Polydore Nodder. Pinx<sup>t</sup> 1777'; [pencil] 'Galegoides trifolia' [unknown]. 540×360/385.

COPPER PLATE: [RB]; Bacstrom, S. Ms. : 108; Brown, R. Ms. : 20/499. 460×300/400; engraving proof *r* [pencil] 'Galegoides trifolia' [unknown]; lithograph Britten, J. 1900 *Ill.* : pl. 66; col. engraving 1981 *BF*: pl. 70.

A2/82 GLYCINE TOMENTELLA Hayata, *Icon Pl. formos.* 9: 29 (1920).

SPECIMEN: Endeavour River.

MANUSCRIPT: Solander, D. Pl. Nov. Holl. 4: 546–548 'Glycine paradoxa'; Britten, J. 1900 *Ill.* : 22 *pro descr.*

OUTLINE DRAWING: pencil outlines with colour references [SP]; *v* [pencil] 'The vexillum pale purple the aloe the same but more on the violet the calyx fresh green ting'd w<sup>t</sup> purple legumen fresh green cover'd w<sup>t</sup> fine brown hair.' [SP]; 'Glycine paradoxa' [unknown]; [ink] 'Endeavours River' [JB]. 545×355/405.

FINISHED DRAWING: watercolours *r* [ink] 'Fred<sup>k</sup> Polydore Nodder Pinx<sup>t</sup> 1777'; [pencil] 'very fine hair—silky' [unknown]; 'fine hair' [unknown]; 'Glycine paradoxa' [unknown]. 540×360/415.

COPPER PLATE: [RB]; Bacstrom, S. Ms. : 108; Brown, R. Ms. : 19/468. 460×295/415; engraving proof *r* [pencil] 'Glycine paradoxa' [unknown]; lithograph Britten, J. 1900 *Ill.* : pl. 67; col. engraving 1981 *BF*: pl. 71.

A2/83 HARDENBERGIA VIOLACEA (Schneevoogt) Stearn, *J. Bot., Lond.* 78: 70 (1940).

SPECIMEN: 2 sheets, Botany Bay.

MANUSCRIPT: Britten, J. 1900 *Ill.* : 22 *pro descr.* [see Addendum p. 172.]

OUTLINE DRAWING: pencil outlines with colour references [SP]; *r* [pencil] '58' [unknown]; *v* 'The flowers a grape dark purple the base of the Carina pale crimson the calyx green ting'd w<sup>t</sup> red.' [SP]; '24' [unknown]; 'Hedysarum monophyll' [unknown]; [ink] 'Botany Bay.' [JB]. 470×290/405.

FINISHED DRAWING: watercolours *r* [ink] 'Fred<sup>k</sup> Polydore Nodder. Pinx<sup>t</sup> 1777'; [pencil] 'NB this is probably an after flowering' [Dryander[?]]. 540×360/420.

COPPER PLATE: [DM]; Bacstrom, S. Ms. : 108; Brown, R. Ms. : 20/498. 460×300/415; engraving proof *r* [pencil] 'Hedysarum monophyllum' [unknown]; lithograph Britten, J. 1900 *Ill.* : pl. : 68; col. engraving 1981 *BF*: pl. 72.

A2/84 VANDASIA RETUSA (Bentham) Domin, *Bibliothca bot.* 22: 774 (1926).

SPECIMEN: Endeavour River.

MANUSCRIPT: Solander, D. Pl. Nov. Holl. 3: 453 'Glycine retusa'; Britten, J. 1900 *Ill.* : 23 *pro descr.*

OUTLINE DRAWING: pencil outlines with colour references [SP]; *r* [pencil] '92'; *v* 'The legumen yellow green ting'd w<sup>t</sup> red & cover'd w<sup>t</sup> small down.' [SP]; 'Glycine retusa' [unknown]; [ink] 'Endeavours River' [JB]. 545×355/450.

FINISHED DRAWING: watercolours *r* [ink] 'Fred<sup>k</sup> Polydore Nodder. Pinx<sup>t</sup> 1777'; [pencil] 'Glycine retusa' [unknown]. 545×355/445.

COPPER PLATE: [DM]; Bacstrom, S. Ms. : 108; Brown, R. Ms. : 19/467. 460×300/440; engraving proof *r* [pencil] 'Glycine retusa' [unknown]; lithograph Britten, J. 1900 *Ill.* : pl. 69; col. engraving 1981 *BF*: pl. 73.

A2/85 KENNEDIA RUBICUNDA (Schneevoogt) Ventenat, *Jard. Malm.* 2: t. 104 (1805).

SPECIMEN: 2 sheets, Botany Bay.

MANUSCRIPT: Solander, D. Pl. Nov. Holl. 1: 4–5 'Glycine rubicunda'; Britten, J. 1900 *Ill.* : 23 *pro descr.*

OUTLINE DRAWING: pencil outlines with colour references [SP]; *v* [pencil] 'The petala blood colour & deep purple at the base the hind part of the vexillum very pale. the leaves on the upper side grass green vein'd w<sup>t</sup>. lighter. below more Glaucous & very hairy with prominent veins of paler colour the stalks calyx & buds hairy' [SP]; 'Glycine rubicunda' [unknown]; '54' [unknown]; [ink] 'Botany Bay' [JB]. 540×360/420.



A1/24 *Hibiscus meraukensis*

[Plate 23 from *Banks' Florilegium*]

gathered Palm Island, Australia, 7 June 1770

line engraving by G. Sibelius after Sydney Parkinson (1770) & F. P. Nodder (1778)

460 × 300 mm



A2/86 *Erythrina vespertilio*

[Plate 75 from *Banks' Florilegium*]

gathered Endeavour River, Australia, 17 June–4 August 1770

line engraving by G. Sibelius after Sydney Parkinson (1770) & F. P. Nodder (1777)

460 × 300 mm

FINISHED DRAWING: watercolours *r* [ink] 'Fred<sup>k</sup> Polydore Nodder. Pinx<sup>t</sup> 1777'; [pencil] 'Glycine rubicunda' [unknown]; 'This is in flower at his Majesty's Garden the first Production of that Climate that has yet flowered in England Oct. 1790' [unknown]. 545×360/430; see Beaglehole, J.C. 1962. 2: pl. II col. pl.

COPPER PLATE: [DM]; Bacstrom, S. Ms.: 108; Brown, R. Ms.: 18/431. 460×300/420; engraving proof *r* [pencil] 'Glycine rubicunda' [unknown]; lithograph Britten, J. 1900 *Ill.*: pl. 70; col. engraving 1981 *BF*: pl. 74.

A2/86 ERYTHRINA VESPERTILIO Bentham in Mitchell, *J. exped. trop. Australia*: 218 (1848).

SPECIMEN: 2 sheets, 1—Endeavour River, 2—Bay of Inlets (syntype).

MANUSCRIPT: Solander, D. Pl. Nov. Holl. 3: 404–405 'Erythrina cerallo dendrum conicolor'; Britten, J. 1900 *Ill.*: 23 *pro descr.*; 1973 *CF*: pl. 17a *pro descr.*

OUTLINE DRAWING: pencil outlines with colour references [SP]; *v* [pencil] 'Erythrina concolor' [unknown]; [ink] 'Endeavours River.' [JB]. 545×360/410.

FINISHED DRAWING: watercolours *r* [ink] 'Fred<sup>k</sup> Polydore Nodder. Pinx<sup>t</sup> 1777'; [pencil] 'Erythrina concolor' [unknown]. 540×355/445; see Stearn, W.T. 1968 *Endeavour* XXVII: 6, fig. 5 col. pl.

COPPER PLATE: [GS]; Bacstrom, S. Ms.: 106; Brown, R. Ms.: 19/464. 460×295/440; engraving proof *r* [pencil] 'Erythrina concolor' [unknown]; lithograph Britten, J. 1900 *Ill.*: pl. 71; engraving 1973 *CF*: pl. 17a; col. engraving 1981 *BF*: pl. 75.

A2/87 MUCUNA GIGANTEA (Willdenow) de Candolle, *Prodr.* 2: 405 (1825).

SPECIMEN: 2 sheets, Endeavour River.

MANUSCRIPT: Solander, D. Pl. Nov. Holl. 3: 340, 342–343, 350, 4: 506–507 'Dolichos giganteus'; Britten, J. 1900 *Ill.*: 23 *pro descr.*

OUTLINE DRAWING: pencil outlines with colour references [SP]; *v* [pencil] 'the calyx & vexillum herbaceous green calyx cover'd w<sup>t</sup> long & sleek orange hair aloë & carina greenish white staming white anth. blk. leaves above dark grass green vein'd w<sup>t</sup> lighter below blue green vein'd w<sup>t</sup> grass green & prominent nerves. the capsula fresh green.' [SP]; 'Dolichos giganteus' [unknown]; [ink] 'Endeavours River' [JB]. 545×360/455.

FINISHED DRAWING: watercolours *r* [ink] 'Fred<sup>k</sup> Polydore Nodder. Pinx<sup>t</sup> 1777'; 'Dolichos giganteus' [unknown]. 545×360/450; see Carr, D.J. [Ed.] 1983 pl. 131 p. 143.

COPPER PLATE: [GS]; Bacstrom, S. Ms.: 106; Brown, R. Ms.: 18/430. 460×300/445; engraving proof *r* [pencil] 'Dolichos giganteus' [unknown]; lithograph Britten, J. 1900 *Ill.*: pl. 72; col. engraving 1981 *BF*: pl. 76.

A2/88 GALACTIA TENUIFLORA (Klein ex Willdenow) Wight and Arnott, *Prodr.*: 206 (1834).

SPECIMEN: Endeavour River.

MANUSCRIPT: Solander, D. Pl. Nov. Holl. 3: 436–437 'Galegoides purpurea'; Britten, J. 1900 *Ill.*: 24 *pro descr.*

OUTLINE DRAWING: pencil outlines with colour references [SP]; *v* [pencil] 'The vexillum & aloe [[pale]] delicate red purple the spot at the base of the vexillum yellow green the carina white.' [SP]; 'Galegoides purpurea' [unknown]; [ink] 'Endeavours River' [JB]. 365×265/270.

FINISHED DRAWING: watercolours *r* [ink] 'Fred<sup>k</sup> Polydore Nodder. Pinx<sup>t</sup> 1778'. 540×360/295.

COPPER PLATE: [DM]; Bacstrom, S. Ms. : 108; Brown, R. Ms. : 21/523. 460×295/305; engraving proof *r* [pencil] 'Galegoides purpurea' [unknown]; lithograph Britten, J. 1900 *Ill.* : pl. 73; col. engraving 1981 *BF*: pl. 77.

A2/89 CANAVALIA ROSEA (Swartz) de Candolle, *Prodr.* 2: 404 (1825).

SPECIMEN: 3 sheets, 1–2–Bustard Bay, Bay of Inlets, Endeavour River, Point Lookout, 3–Palm Island.

MANUSCRIPT: Solander, D. Pl. Nov. Holl. 2: 226–229 'Glycine spicata'; Britten, J. 1900 *Ill.* : 24 *pro descr.*

OUTLINE DRAWING: pencil outlines with colour references [SP]; *r* [pencil] '53'; *v* 'Glycine spicata' [unknown]; '166' [unknown]; 'The flowers lilac colour w<sup>t</sup> 5 stripes of white at the base of the vexillum the base of these ting'd w<sup>t</sup> yellow. The legumen grass green the leaves the same colour as the speciosa' [SP]; [ink] 'Palm Island' [JB]. 295×475/240.

FINISHED DRAWING: watercolours *r* [ink] 'Fred<sup>k</sup> Polydore Nodder Pinx<sup>t</sup> 1777'; [pencil] '210' [unknown]; 'Glycine spicata' [unknown]. 350×545/245.

COPPER PLATE: [GS]; Bacstrom, S. Ms. : 108; Brown, R. Ms. : 18/432. 300×460/245; engraving proof *r* [pencil] 'Glycine spicata' [unknown]; lithograph Britten, J. 1900 *Ill.* : pl. 74; col. engraving 1981 *BF*: pl. 78.

A2/90 VIGNA RADIATA (Linnaeus) Wilczek, *Flore Congo Belge* 6: 386 (1954).

SPECIMEN: 3 sheets, Endeavour River.

MANUSCRIPT: Solander, D. Pl. Nov. Holl. 3: 379–381, 396 'Phaseolus luteus'; Britten, J. 1900 *Ill.* : 24 *pro descr.*

OUTLINE DRAWING: pencil outlines with colour references [SP]; *v* [pencil] 'The underside of the leaves glaucous green.' [SP]; 'Phaseolus luteus' [unknown]; [ink] 'Endeavour River.' [JB]. 540×360/350.

FINISHED DRAWING: watercolours *r* [ink] 'Fred<sup>k</sup> Polydore Nodder Pinx<sup>t</sup> 1777'; [pencil] 'NB The hair bends back' [unknown]. 540×365/380.

COPPER PLATE: [DM]; Bacstrom, S. Ms. : 106; Brown, R. Ms. : 23/568. 460×295/370; engraving proof *r* [pencil] 'Phaseolus luteus' [unknown]; lithograph Britten, J. 1900 *Ill.* : pl. 75; col. engraving 1981 *BF*: pl. 79.

A2/91 VIGNA VEXILLATA (Linnaeus) A. Richard in Sagra, *Hist. Phys. polit. nat. Cuba* 1: 440 (1845).

SPECIMEN: 5 sheets, 1–Bustard Bay, 2–5–Cape Grafton, Endeavour River.

MANUSCRIPT: Solander, D. Pl. Nov. Holl. 2: 267 'Phaseolus grandiflorus'; Britten, J. 1900 *Ill.* : 25 *pro descr.*

OUTLINE DRAWING: pencil outlines with colour references [SP]; *r* [pencil] 'N<sup>o</sup> 64 New Holland' [unknown]; *v* 'Phaseolus grandiflorus' [unknown]; [ink] 'Endeavours River' [JB]. 540×365/420.

FINISHED DRAWING: watercolours *r* [ink] 'Fred<sup>k</sup> Polydore. Nodder. Pinx<sup>t</sup> 1777'; [pencil] 'Phaseolus grandiflorus' [unknown]. 540×365/430.

COPPER PLATE: [RB]; Bacstrom, S. Ms. : 106; Brown, R. Ms. : 19/465. 460×295/425; engraving proof *r* [pencil] 'Phaseolus grandiflorus' [unknown]; lithograph Britten, J. 1900 *Ill.* : pl. 76; col. engraving 1981 *BF*: pl. 80.

A2/92 VIGNA LANCEOLATA Bentham in Mitchell, *Jour. exped. trop. Australia*: 350 (1848).

SPECIMEN: Endeavour River.

MANUSCRIPT: Solander, D. Pl. Nov. Holl. 4: 561–563 'Phaseolus triqueter'; Britten, J. 1900 *Ill.* : 25 *pro descr.*

OUTLINE DRAWING: pencil outlines with colour references [SP]; *r* [pencil] '142' [unknown]; *v* 'Phaseoleus 3 queter' [unknown]; [ink] 'Endeavours River' [JB]. 370×265/315.

FINISHED DRAWING: watercolours *r* [ink] 'Fred<sup>k</sup> Polydore Nodder Pinx<sup>t</sup> 1777'; [pencil] 'Phaseolus triqueter' [unknown]; 'sharp' [unknown]. 540×365/385.

COPPER PLATE: [RB]; Bacstrom, S. Ms. : 106; Brown, R. Ms. : 20/496. 460×300/380; engraving proof *r* [pencil] 'Phaseolus triqueter' [unknown]; lithograph Britten, J. 1900 *Ill.* : pl. 77; col. engraving 1981 *BF*: pl. 81.

A2/93 ATYLOSA RETICULATA (Aiton) Bentham, *Fl. austral.* 2: 263 (1864).

SPECIMEN: 3 sheets, Endeavour River.

MANUSCRIPT: Solander, D. Pl. Nov. Holl. 2: 297–298 'Glycinoides rugosa'; Solander, D. Slip Catalogue xv: 273–276; Britten, J. 1900 *Ill.* : 25 *pro descr.*

OUTLINE DRAWING: pencil outlines with colour references [SP]; *r* [pencil] '54' [?] [unknown]; *v* 'The vexillum & aloe yellow carina pale straw colour the buds the same but a little yellower' [SP]; 'Glycinoides rugosa' [unknown]; '342' [unknown]; [ink] 'Endeavours River' [JB]. 470×290/405.

FINISHED DRAWING: watercolours *r* [ink] 'Fred<sup>k</sup> Polydore Nodder. Pinx<sup>t</sup> 1777.'. 545×365/400.

COPPER PLATE: [DM]; Bacstrom, S. Ms. : 108; [not in Brown]. 455×300/395; 2 engraving proofs 1 – *r* [ink] 'D: M'Kenzie'; 'Glycinoides rugosa' [unknown]; 2 – *r* [pencil] 'Cylista reticulata' [unknown]; lithograph Britten, J. 1900 *Ill.* : pl. 78; col. engraving 1981 *BF*: pl. 82.

A2/94 RHYNCHOSIA ACUMINATISSIMA Miquel, *Fl. Ned. Ind.* I (1): 171 (1855).

SPECIMEN: 2 sheets, Endeavour River.

MANUSCRIPT: Solander, D. Pl. Nov. Holl. 3: 345–346, 461 'Glycine racemosa'; Britten, J. 1900 *Ill.* : 25 *pro descr.*

OUTLINE DRAWING: pencil outlines with colour references [SP]; *v* [pencil] 'The flower pale greenish yellow the aloe more yellow than the rest. stalk leaves below & above vivid grass green w<sup>t</sup> hollow veins above & prominent pale veins below. capsulae & petiolelli pale green. the capsula fresh green cover'd w<sup>t</sup> small hair' [SP]; 'Glycine racemosa' [unknown]; [ink] 'Endeavours River.' [JB]. 540×365/410.

FINISHED DRAWING: watercolours *r* [ink] 'Fred<sup>k</sup> Polydore Nodder. Pinx<sup>t</sup> 1777.'. 540×360/415.

COPPER PLATE: [DM]; Bacstrom, S. Ms. : 108; Brown, R. Ms. : 20/497. 460×300/415; engraving proof *r* [pencil] 'Glycine racemosa' [unknown]; '[D. McKenzie]' [unknown]; lithograph Britten, J. 1900 *Ill.* : pl. 79; col. engraving 1981 *BF*: pl. 83.

A2/95 CASTANOSPERMUM AUSTRALE A. Cunningham & Fraser ex Hooker in Fraser, *Bot. Misc.* I: 241, t. 51, t. 52 (1830).

SPECIMEN: 2 sheets, Endeavour River.

MANUSCRIPT: Solander, D. Pl. Nov. Holl. 3: 384–386 'Sophora caudiciflora'; Britten, J. 1900 *Ill.* : 26 *pro descr.*

OUTLINE DRAWING: pencil outlines with colour references [SP]; *v* [pencil] 'The vexillum [[flower]] first laid over w<sup>t</sup> yellow then stain'd & sprinkled w<sup>t</sup> scarlet. the rest of the flower scarlet calyx deep buff colour ting'd at the base w<sup>t</sup> green the buds the same colour but somewhat more green. The leaves above grass green w<sup>t</sup> light veins the underside more Glauous w<sup>t</sup> dark veins stalks sordid brown. capsula grass green.' [SP]; 'Sophora caudiciflora' [unknown]; [ink] 'Endeavours River' [JB]. 540×365/385.

FINISHED DRAWING: watercolours *r* [ink] 'Fred<sup>k</sup> Polydore Nodder: pinx<sup>t</sup> 1779'. 540×365/450 see Beaglehole, J.C. 1962 2: pl. v col. pl.; Carr, D.J. [Ed.] 1983 pl. 132 p. 144.

COPPER PLATE: [GS]; Bacstrom, S. Ms. : 70; Brown, R. Ms. : 25/604. 460×300/450; engraving proof *r* [pencil] 'Sophora caudiciflora' [unknown]; lithograph Britten, J. 1900 *Ill.* : pl. 80; col. engraving 1981 *BF*: pl. 84.

A2/96 CYNOMETRA RAMIFLORA Linnaeus, *Sp. pl.* I: 382 (1753).

SPECIMEN: 2 sheets, Endeavour River.

MANUSCRIPT: Solander, D. Pl. Nov. Holl. 3: 401–402 'Cynometra bijuga'; Britten, J. 1900 *Ill.* : 26 *pro descr.*

OUTLINE DRAWING: pencil outlines with colour references [SP]; *v* [pencil] 'Petala & stamina white anthera yellow germen pale crimson capsula grass green' [SP]; 'Cynometra bijuga' [unknown]; [ink] 'Endeavours River' [JB]. 545×360/390.

FINISHED DRAWING: watercolours *r* [pencil] 'Cynometra bijuga' [unknown]. 540×360/420.

COPPER PLATE: [GS]; Bacstrom, S. Ms. : 70; Brown, R. Ms. : 17/418. 460×300/410; engraving proof *r* [pencil] 'Cynometra bijuga' [unknown]; lithograph Britten, J. 1900 *Ill.* : pl. 81; col. engraving 1981 *BF*: pl. 85.



- A2/97 *ACACIA ULICIFOLIA* (Salisbury) Court, *Victorian Nat.* **73**: 173 (1957).  
 SPECIMEN: 2 sheets, Botany Bay.  
 MANUSCRIPT: Solander, D. Pl. Nov. Holl. **1**: 74–75 ‘*Mimosa ericaefolia*’; Britten, J. 1900 *Ill.*: 26 *pro descr.*  
 OUTLINE DRAWING: pencil outlines with colour references [SP]; *v* [pencil] ‘*Mimosa ericaefol*’ [unknown]; ‘51’ [unknown]; [ink] ‘Botany Bay’ [JB]. 470×290/390.  
 FINISHED DRAWING: watercolours *r* [ink] ‘Fred<sup>k</sup> Polydore Nodder Pinx<sup>t</sup> 1781’.  
 545×360/395; see Carr, D.J. [Ed.] 1983 pl. 133 p. 145.  
 COPPER PLATE: [DM]; Bacstrom, S. Ms.: 140; Brown, R. Ms.: 30/[?]. 460×295/390; engraving proof *r* [pencil] ‘*Mimosa ericaefolia*’ [unknown]; ‘D. Mackenzie’; lithograph Britten, J. 1900 *Ill.*: pl. 82; col. engraving 1981 *BF*: pl. 86.
- A2/98 *ACACIA SOLANDRI* Bentham, *Fl. austral.* **2**: 406 (1864).  
 SPECIMEN: Bay of Inlets (syntype).  
 MANUSCRIPT: Solander, D. Pl. Nov. Holl. **2**: 210 ‘*Mimosa salicifolia*’.  
 OUTLINE DRAWING: pencil outlines with colour references [SP]; *r* [pencil] ‘The flowers when blown cream colour the buds greenish white. the leaves the same colour as the other bent leaf’d one.’ [SP]; ‘Palm Island’ [SP]; ‘P’ [?] [SP]; ‘162’ ‘84’ [unknown]; ‘*Mimosa salicifolia*’ [unknown]; [ink] ‘Palm Island.’ [JB]. 470×290/360.  
 Bacstrom, S. Ms.: 138.
- A2/99 *ACACIA SUAVEOLENS* (Smith) Willdenow, *Sp. pl. ed.* **4**, **4** (2): 1050 (1806).  
 MANUSCRIPT: Solander, D. Pl. Nov. Holl. **1**: 73–74 ‘*Mimosa suaveolens*’; Solander, D. Slip Catalogue **XXI**: 297–303; Britten, J. 1900 *Ill.*: 26 *pro descr.*  
 OUTLINE DRAWING: pencil outlines with colour references [SP]; *r* [pencil] ‘flowers almost white’ [unknown]; ‘80’ [unknown]; *v* ‘The flowers cream colour.’ [SP]; ‘*Mimosa suaveolens*’ [unknown]; ‘53’ [unknown]; ‘suaveolens’ [unknown]; [ink] ‘Botany Bay.’ [JB]. 470×290/390.  
 FINISHED DRAWING: watercolours *r* [ink] ‘Fred<sup>k</sup> Polydore Nodder Pinx<sup>t</sup> 1781’.  
 545×360/405.  
 COPPER PLATE: [FPN]; Bacstrom, S. Ms.: 140; Brown, R. Ms.: 30/[?]. 460×295/395; engraving proof; lithograph Britten, J. 1900 *Ill.*: pl. 83; col. engraving 1981 *BF*: pl. 87.
- A2/100 *ACACIA MULTISILIQUA* (Bentham) Maconochie, *J. Adelaide bot. Gdns* **1** (3): 179 (1978).  
 SPECIMEN: Bay of Inlets.  
 MANUSCRIPT: Solander, D. Pl. Nov. Holl. **4**: 493–494 ‘*Mimosa humilis*’; Britten, J. 1900 *Ill.*: 27 *pro descr.*  
 OUTLINE DRAWING: pencil outlines with colour references [SP]; *r* [pencil] ‘195’ [?] [unknown]; *v* ‘flowers yellow leaves dark green w<sup>t</sup> pale veins the petioles ting’d w<sup>t</sup> red the capsula fresh green ting’d at the edges w<sup>t</sup> red stalks dark reddish brown.’ [SP]; ‘*mimosa humilis*’ [unknown]; [ink] ‘Endeavours River’ [JB]. 365×265/315.

FINISHED DRAWING: watercolours *r* [ink] 'Fred<sup>k</sup> Polydore Nodder pinx<sup>t</sup> 1781'.  
540×365/315.

COPPER PLATE: [DM]; Bacstrom, S. Ms. : 138; Brown, R. Ms. : 30/[?]. 460×300/  
310; engraving proof *r* [pencil] 'Mimosa humilis' [unknown]; 'D Mackenzie';  
lithograph Britten, J. 1900 *Ill.* : pl. 84; col. engraving 1981 *BF*: pl. 88.

A2/101 ACACIA LEGNOTA Pedley, *Austrobaileya* I(2): 215 (1978).

SPECIMEN: 2 sheets, Botany Bay, Bustard Bay.

MANUSCRIPT: Solander, D. Pl. Nov. Holl. 4: 600–602 'Mimosa anceps'; Britten, J.  
1900 *Ill.* : 27 *pro descr.*

OUTLINE DRAWING: pencil outlines with colour references [SP]; *r* [pencil] '135'  
[unknown]; *v* 'the flowers before & after they are open delicate yellow the younger  
capitula has more or less a cast of green according to their age.' [SP]; 'LI.' [unknown];  
'mimosa anceps' [unknown]; [ink] 'Endeavours River.' [JB]. 540×365/380.

FINISHED DRAWING: watercolours *r* [ink] 'Fred<sup>k</sup> Polydore Nodder Pinx<sup>t</sup> 1781'.  
545×365/390 see Beaglehole, J.C. 1962 2: pl. 29.

COPPER PLATE: [GS]; Bacstrom, S. Ms. : 138; Brown, R. Ms. : 30/[?]. 460×300/  
390; [no engraving proof]; lithograph Britten, J. 1900 *Ill.* : pl. 85; col. engraving 1981  
*BF*: pl. 89.

A2/102 ACACIA LONGIFOLIA (Andrews) Willdenow, *Sp. pl. ed. 4*, 4(2): 1052 (1806).

SPECIMEN: Botany Bay, Bustard Bay.

MANUSCRIPT: Solander, D. Pl. Nov. Holl. Systematic Index 4: 53 [index entry only,  
no description] 'Mimosa spicata'; [no description in Britten].

OUTLINE DRAWING: pencil outlines with colour references [SP]; *v* [pencil] 'The buds  
a yellow green & when blown a Cream colour.' [SP]; 'Mimosa spicata' [unknown];  
'82' [unknown]; 'spicata' [unknown]; [ink] 'Botany Bay.' [JB]. 470×290/365.

FINISHED DRAWING: watercolours *r* [ink] 'Fred<sup>k</sup> Polydore Nodder, pinx<sup>t</sup> 1781'.  
545×360/365.

COPPER PLATE: [GS]; Bacstrom, S. Ms. : 140; Brown, R. Ms. : 30/[?]. 460×300/  
360; engraving proof *r* [pencil] 'Mimosa spicata' [unknown]; 'G:<sup>d</sup> Sibelius'; lithograph  
Britten, J. 1900 *Ill.* : pl. 86; col. engraving 1981 *BF*: pl. 90.

A2/103 ACACIA LEIOCALYX (Domin) Pedley, *Contr. Qd Herb.* 15: 10 (1974).

SPECIMEN: 2 sheets, Bustard Bay, Botany Bay.

MANUSCRIPT: Solander, D. Pl. Nov. Holl. 1: 134 'Mimosa[[spicata]] axillaris';  
Britten, J. 1900. *Ill.* : 27 *pro descr.*

OUTLINE DRAWING: pencil outlines with colour references [SP]; *v* 'Mimosa axillaris'  
[unknown]; '124' [unknown]; [ink] 'Bustard Bay.' [JB]. 475×295/420.

FINISHED DRAWING: watercolours *r* [ink] 'Fred<sup>k</sup> Polydore Nodder. pinx<sup>t</sup> 1781'.  
545×360/435; see Carr, D.J. [Ed.] 1983 pl. 134 p. 146.

COPPER PLATE: [DM]; Bacstrom, S. Ms. : 140; Brown, R. Ms. : 30/[?]. 455×295/  
430; engraving proof *r* [pencil] 'Mimosa axillaris' [unknown]; 'D M'Kenzie';  
lithograph Britten, J. 1900 *Ill.* : pl. 87; col. engraving 1982 *BF*: pl. 91.

- A2/104 *ACACIA CALYCVLATA* A. Cunningham ex Bentham, *Lond. J. Bot.* **I**: 379 (1842).  
 SPECIMEN: Endeavour River.  
 MANUSCRIPT: Solander, D. Pl. Nov. Holl. **3**: 451 'Mimosa albiflora'; Britten, J. 1900 *Ill.*: 28 *pro descr.*  
 OUTLINE DRAWING: pencil outlines with colour references [SP]; *v* [pencil 'The stamina white the leaves blue grass green. stalk & petioles yellow green.' [SP]; 'Mimosa albiflora' [unknown]; [ink] 'Endeavours River' [JB]. 545×365/365.  
 FINISHED DRAWING: watercolours *r* [ink] 'Fred<sup>k</sup> Polydore Nodder pinx<sup>t</sup> 1781'. 545×365/365.  
 COPPER PLATE: [FPN]; Bacstrom, S. Ms.: 138; Brown, R. Ms.: 30/[?]. 460×300/375; engraving proof; lithograph Britten, J. 1900 *Ill.*: pl. 88; col. engraving 1982 *BF*: pl. 92.
- A2/105 *ACACIA HOLOSERICEA* A. Cunningham ex G. Don, *Gen. hist.* **2**: 407 (1832).  
 SPECIMEN: Endeavour River.  
 MANUSCRIPT: Solander, D. Pl. Nov. Holl. **3**: 392 'Mimosa sericea'; Britten, J. 1900 *Ill.*: 28 *pro descr.*  
 OUTLINE DRAWING: pencil outlines with colour references [SP]; *v* [pencil 'The flower bright yellow buds fresh green.' [SP]; 'Mimosa sericea' [unknown]; [ink] 'Endeavours River' [JB]. 545×365/375.  
 FINISHED DRAWING: watercolours *r* [ink] 'Fred<sup>k</sup> Polydore Nodder pinx<sup>t</sup> 1781'. 540×365/380.  
 COPPER PLATE: [FPN]; Bacstrom, S. Ms.: 138; Brown, R. Ms.: 30/[?]. 455×300/375; engraving proof; lithograph Britten, J. 1900 *Ill.*: pl. 89; col. engraving 1982 *BF*: pl. 93.
- A2/106 *ACACIA HUMIFUSA* A. Cunningham ex Bentham, *Lond. J. Bot.* **I**: 382 (1842).  
 SPECIMEN: Endeavour River.  
 MANUSCRIPT: Solander, D. Pl. Nov. Holl. **3**: 362–363 'Mimosa cinerea'; [no description in Britten].  
 OUTLINE DRAWING: pencil outlines with colour references [SP]; *v* [pencil 'The stamina bright yellow.' [SP]; 'Mimosa cinerea' [unknown]; [ink] 'Endeavours River' [JB]. 545×365/320.  
 FINISHED DRAWING: watercolours *r* [ink] 'Fred<sup>k</sup> Polydore Nodder pinx<sup>t</sup> 1781'. 545×365/355.  
 COPPER PLATE: [FPN]; [this is an unfinished copper plate]; Bacstrom, S. Ms.: 138; Brown, R. Ms.: 30/[?]. 455×300/360; engraving proof; [not in Britten]; col. engraving 1982 *BF*: pl. 94.

- A2/107 *ACACIA TERMINALIS* (Salisbury) Macbride, *Contr. Gray Herb. Harv.* **59**: 7 (1919).  
 SPECIMEN: Botany Bay.  
 MANUSCRIPT: Solander, D. Pl. Nov. Holl. **1**: 75 'Mimosa pinnata'; Britten, J. 1900 *Ill.*: 28 *pro descr.*  
 OUTLINE DRAWING: pencil outlines with colour references [SP]. *r* [pencil] '194' [unknown]; *v* 'The anthera on the blown flower yellow the buds a mixture of straw & orange the leaves on the upperside grass green below much whiter to stalks a greenish red' [SP]; 'Mimosa pinnata' [unknown]; '28' [unknown]; [ink] 'Botany Bay' [JB].  
 FINISHED DRAWING: watercolours [ink] 'Fred<sup>k</sup> Polydore Nodder, pinx<sup>t</sup> 1781'  
 COPPER PLATE: [FPN]; Bacstrom, S. Ms.: 140; Brown, R. Ms.: 30/[?]. 460×300/310; [no engraving proof]; lithograph Britten, J. *Ill.* 1900: pl. 90; col. engraving 1982 *BF*: pl. 95.
- A2/108 *ABAREMA GRANDIFLORA* (Bentham) Kostermans, *Bull. org. natuurw. Onderz.* **20**: 34, t. 20 (1954).  
 SPECIMEN: 2 sheets, Endeavour River (syntypes).  
 MANUSCRIPT: Solander, D. Pl. Nov. Holl. **3**: 373–374 'Mimosa grandiflora'; Britten, J. 1900 *Ill.*: 28 *pro descr.*  
 OUTLINE DRAWING: pencil outlines with colour references [SP]; *r* [pencil] 'white' 'rich crimson' [SP]; *v* 'Mimosa grandiflora' [unknown]; [ink] 'Endeavours River.' [JB]. 545×365/340.  
 FINISHED DRAWING: watercolours *r* [ink] 'Fred<sup>k</sup> Polydore Nodder pinx<sup>t</sup> 1781'. 545×365/385.  
 COPPER PLATE: [GS]; Bacstrom, S. Ms.: 138; Brown, R. Ms.: 30/[?]. 460×300/385; [no engraving proof]; lithograph Britten, J. 1900 *Ill.*: pl. 91; col. engraving 1982 *BF*: pl. 96.

## CHRYSOBALANACEAE

- A3/109 *PARINARI NONDA* F. Mueller ex Bentham, *Fl. austral.* **2**: 426 (1864).  
 SPECIMEN: Endeavour River.  
 MANUSCRIPT: Solander, D. Pl. Nov. Holl. **3**: 383–384, 400, **4**: 474 'Asculoides parviflora'; Britten, J. 1900 *Ill.*: 29 *pro descr.*  
 OUTLINE DRAWING: pencil outlines with colour references [SP]; *r* [pencil] 'Petrocarya' [unknown]; *v* 'Flowers white buds a brownish green leaves above grass green w<sup>t</sup> light veins below whitish w<sup>t</sup> dark veins stalks greenish brown.' [SP]; 'Asculoides parviflora' [unknown]; [ink] 'Endeavours River' [JB]. 540×370/385.  
 FINISHED DRAWING: watercolours *r* [ink] 'Jn.<sup>o</sup> Clevely Jun<sup>r</sup>. Pinx<sup>t</sup> 1775.'; *v* [pencil] 'Asculoides parviflora' [unknown]. 540×370/380.  
 COPPER PLATE: [GS]; Bacstrom, S. Ms.: 58; Brown, R. Ms.: 16/397. 460×295/375; engraving proof *r* [pencil] 'Asculoides parviflora' [unknown]; lithograph Britten, J. 1900 *Ill.*: pl. 92; col. engraving 1982 *BF*: pl. 97.

## BAUERACEAE

A3/110 BAUERA RUBIOIDES var. MICROPHYLLA (Sieber ex de Candolle) Seringe ex Bentham, *Fl. austral.* 2:448 (1864).

SPECIMEN: Botany Bay.

MANUSCRIPT: Solander, D. Pl. Nov. Holl. 1:37 'Verticillata albiflora'; Britten, J. 1900 *Ill.*: 29 *pro descr.*

OUTLINE DRAWING: pencil outlines with colour references [SP]; *r* [pencil] '78' [unknown]; *v* 'The flower white w<sup>t</sup> a little blush of Carmine the leaves a vivid grass green. the stalks especially the young ones red. inclin<sup>g</sup> to brown.' [SP]; 'Verticilata albiflora' [unknown]; '43' [unknown]; [ink] 'Botany Bay' [JB]. 370×260/295.

FINISHED DRAWING: watercolours *r* [ink] 'John Frederick Miller pinx:<sup>t</sup> 1775..' ; *v* [pencil] 'Verticilata albiflora' [unknown]; 'B. Bay' [unknown]. 535×360/305.

COPPER PLATE: [GS]; Bacstrom, S. Ms.: 54; Brown, R. Ms.: 14/330. 460×295/305; engraving proof *r* [pencil] 'Verticillata albiflora' [unknown]; lithograph Britten, J. 1900 *Ill.*: pl. 93; col. engraving 1982 *BF*: pl. 98.

A3/111 BAUERA CAPITATA Seringe ex de Candolle, *Prodr.* 4:13 (1830).

SPECIMEN: Botany Bay.

MANUSCRIPT: Solander, D. Pl. Nov. Holl. 1:38 'Verticillata rubriflora'; Britten, J. 1900 *Ill.*: 29 *pro descr.*

OUTLINE DRAWING: pencil outlines with colour references [SP]; *r* [pencil] '79' [unknown]; *v* 'The flower a pale crimson w<sup>t</sup> a cast of purple the anthera yellow. the calyx pale green tipt w<sup>t</sup> brown at the edge.' [SP]; 'Verticilata rubriflora' [unknown]; '14' [unknown]; [ink] 'Botany Bay' [JB]. 365×260/255.

FINISHED DRAWING: watercolours *r* [ink] 'Jn<sup>o</sup> Cleveley Jun<sup>r</sup>. Pinx<sup>t</sup> 1775.' ; *v* [pencil] 'Verticilata rubriflora' [unknown]. 540×365/310.

COPPER PLATE: [GS]; Bacstrom, S. Ms.: 54; Brown, R. Ms.: 14/329. 460×300/305; engraving proof *r* [pencil] 'Verticillata rubriflora' [unknown]; lithograph Britten, J. 1900 *Ill.*: pl. 94; col. engraving 1982 *BF*: pl. 99.

## DROSERACEAE

A3/112 DROSERA INDICA Linnaeus, *Sp. pl.* 1:282 (1753).

SPECIMEN: New South Wales, Cape Grafton, Endeavour River, Point Lookout.

MANUSCRIPT: Solander, D. Pl. Nov. Holl. 2:253-254, 3:413-414 'Drosera indica'.

OUTLINE DRAWING: pencil outlines with colour references [SP]; *r* [pencil] '53' [unknown]; *v* 'Drosera indica' [unknown]; [ink] 'Endeavours River' [JB]. 365×260/185.

FINISHED DRAWING: watercolours *r* [ink] 'Jn<sup>o</sup> Cleveley Jun<sup>r</sup>. Pinct 1774'; *v* [pencil] 'Drosera indica' [unknown]; 'Endeavour River' [unknown]. 540×370/210.

Bacstrom, S. Ms.: 44.

A3/113 DROSERA BINATA Labillardière, *Nov. Holl. pl.* I: 76, t. 105 (1804).

SPECIMEN: Botany Bay.

MANUSCRIPT: Solander, D. Pl. Nov. Holl. Systematic Index 4: 13 [index entry only, no description] 'Drosera dichotoma'; Britten, J. 1900 *Ill.*: 29 *pro descr.*OUTLINE DRAWING: pencil outlines with colour references [SP]; *r* [pencil] '20' [unknown] 'The flowers white germen green Anthera yellow the leaves yellow green the stalks the same ting'd w<sup>t</sup> red. especially at ye bottom & top' [SP]; 'Drosera dichotoma' [unknown]; '75' [unknown]; [ink] 'Botany Bay' [JB]. 540×370/470.FINISHED DRAWING: watercolours *r* [ink] 'Jn Cleveley Jun<sup>r</sup> Pinct.'; *v* [pencil] 'Drosera dichotoma' [unknown]; '75' [unknown]; 'Botany Bay' [unknown]. 535×360/470; see Carr, D.J. [Ed.] 1983 pl. 135 p. 146.COPPER PLATE: [GS]; Bacstrom, S. Ms.: 44; Brown, R. Ms.: 10/244. 460×295/450; engraving proof *r* [pencil] 'Drosera dichotoma' [unknown]; lithograph Britten, J. 1900 *Ill.*: pl. 95; col. engraving 1982 *BF*: pl. 100.A3/114 DROSERA BANKSII R. Brown in de Candolle, *Prodr.* I: 319 (1824).

SPECIMEN: Endeavour River (holotype).

MANUSCRIPT: Pl. Nov. Holl. Alphabetical Index 4: 17 [index entry only, no description] 'Drosera peltata'.

OUTLINE DRAWING: pencil outlines with colour references [SP]; *r* [pencil] '55' [unknown]; *v* 'The petala white anthera yellow the leaves orange red cilia yellow green stalks & calyx ting'd w<sup>t</sup> red. the old capsula dark red purple' [SP]; 'Drosera peltulata' [unknown]; [ink] 'Endeavours River' [JB]. 365×260/90.FINISHED DRAWING: watercolours *r* [ink] 'James Miller Del.'. 530×345/90. Bacstrom, S. Ms.: 44.

## BYBLIDACEAE

A3/115 BYBLIS LINIFLORA Salisbury, *Parad. Lond.*: t. 95 (1808).

SPECIMEN: Endeavour River.

MANUSCRIPT: Solander, D. Pl. Nov. Holl. 3: 411, 412–413 'Drosera monogyna'; Britten, J. 1900 *Ill.*: 30 *pro descr.*OUTLINE DRAWING: pencil outlines with colour references [SP]; *r* [pencil] '54' [unknown]; *v* 'Drosera monogyna' [unknown]; [ink] 'Endeavours River' [JB]. 260×365/110.FINISHED DRAWING: watercolours *r* [ink] 'John Frederick Miller pinx<sup>t</sup> 1774'; *v* [pencil] 'Drosera monogynia' [unknown]. 540×360/140.COPPER PLATE: [GS]; Bacstrom, S. Ms.: 44; Brown, R. Ms.: 28/703. 460×295/120; engraving proof *r* [pencil] 'Drosera monogynia' [unknown]; 'G:<sup>d</sup> Sibelius'; lithograph Britten, J. 1900 *Ill.*: pl. 96; col. engraving 1982 *BF*: pl. 101.

## RHIZOPHORACEAE

- A3/116 **RHIZOPHORA MUCRONATA** Lamarck, *Encycl.* 6: 189 (1804).  
 SPECIMEN: 2 sheets, New South Wales.  
 MANUSCRIPT: Solander, D. Pl. Nov. Holl. 1: 145–146, 3: 364–365 ‘Rhizophora mangle’.  
 OUTLINE DRAWING: pencil outlines with colour references [SP]; *r* [pencil] ‘64’ [unknown]; *v* ‘The petala white the stalk red coffee colour. the seed vivid green pericarpium russet green capsula very pale green.’ [SP]; ‘Rhizoph Mangle’ [unknown]; [ink] ‘Endeavours River’ [JB]. 540×360/460.  
 FINISHED DRAWING: watercolours *r* [ink] ‘Fred<sup>k</sup> Polydore Nodder Pinx<sup>t</sup> 1777’; [pencil] ‘Rhizophora Mangle’ [unknown]; *v* ‘Endeavours River’ [JB]. 540×370/450.  
 Bacstrom, S. Ms. : 80.
- A3/117 **CERIOPS TAGAL** (Perrier de la Bâthie) C. Robinson, *Philipp. J. Sci.* 3: 306 (1908).  
 SPECIMEN: Bustard Bay, Bay of Inlets.  
 MANUSCRIPT: Solander, D. Pl. Nov. Holl. 1: 137–139 ‘Rhizophora capitata’; Britten, J. 1900 *Ill.*: 30 *pro descr.*  
 OUTLINE DRAWING: pencil outlines with colour references [SP]; *r* [pencil] ‘104’ [unknown]; *v* ‘The Petala white foliola calicina green at the tip & red at the base’ [SP]; ‘106’ [unknown]; ‘Rhizoph. capitata’ [unknown]; [ink] ‘Bustard Bay’ [JB]. 365×260/280.  
 FINISHED DRAWING: watercolours *r* [pencil] ‘Rhizophora capitata’ [unknown]; *v* ‘Bustard Bay’ [JB]. 540×360/275; see Carr, D.J. [Ed.] 1983 pl. 136 p. 147.  
 COPPER PLATE: [DM, ‘1782’]; Bacstrom, S. Ms. : 80; Brown, R. Ms. : 29/725. 460×300/255; engraving proof *r* [pencil] ‘Rhizophora capitata’ [unknown]; ‘D. Mackenzie’; lithograph Britten, J. 1900 *Ill.* : pl. 97; col. engraving 1982 *BF*: pl. 102.
- A3/118 **BRUGUIERA CONJUGATA** (Linnaeus) Merrill, *Philipp. J. Sci.* 9: 118 (1914).  
 SPECIMEN: no locality.  
 MANUSCRIPT: Solander, D. Pl. Nov. Holl. 2: 198–200, 216–217 ‘Rhizophora angularis’; Britten, J. 1900 *Ill.* : 30 *pro descr.*  
 OUTLINE DRAWING: pencil outlines with colour references [SP]; *r* [pencil] ‘37’ [?] [unknown]; *v* ‘Rhizoph. angularis’ [unknown]; ‘3’ [unknown]; ‘154’ [unknown]; [ink] ‘Bustard Bay’ [JB]. 470×285/350.  
 FINISHED DRAWING: watercolours *r* [ink] ‘Fred<sup>k</sup> Polydore Nodder Pinx<sup>t</sup> 1777’; [pencil] ‘Rhizophora angularis’ [unknown]; *v* ‘Bustard Bay’ [JB]; ‘No specimens for this’ [unknown]. 535×355/330.  
 COPPER PLATE: [RB]; Bacstrom, S. Ms. : 80; Brown, R. Ms. : 20/480. 460×295/330; engraving proof *r* [ink] ‘Rhizophora angularis’ [RB]; ‘Ro:<sup>t</sup> Blyth’; lithograph Britten, J. 1900 *Ill.* : pl. 98; col. engraving 1982 *BF*: pl. 103.

- A3/119 BRUGUIERA GYMNORRHIZA Lamarck, *Encycl.* 4 (2): 696, t. 397 (1798).  
 SPECIMEN: Bay of Inlets.  
 MANUSCRIPT: Solander, D. Pl. Nov. Holl. 1: 139, 153 'Rhizophora gymnorhiza'.  
 OUTLINE DRAWING: pencil outlines with colour references [SP]; *r* [pencil] '62' [unknown]; *v* 'The Seed deep grass green remains of the capsula red & green.' [SP]; 'Rhizoph. gymnorhiza' [unknown]; '120' [unknown]; [ink] 'Bustard Bay' [JB]. 540×365/460.  
 FINISHED DRAWING: watercolours *r* [ink] 'Fred<sup>k</sup> Polydore Nodder Pinxt 1777'; [pencil] Rhizophora Gymnorhiza' [unknown]; *v* 'Bustard Bay' [JB]. 540×365/460. Bacstrom, S. Ms. : 80.
- A3/120 CARALLIA BRACHIATA (Loureiro) Merrill, *Philipp. J. Sci.* 15: 249 (1919).  
 SPECIMEN: Endeavour River.  
 MANUSCRIPT: Solander, D. Pl. Nov. Holl. 3: 339–340, 4: 486–487 'Ginoroides dichotoma'; Britten, J. 1900 *Ill.* : 31 *pro descr.*  
 OUTLINE DRAWING: pencil outlines with colour references [SP]; *v* [pencil] 'Ginoroides dichotoma' [unknown]; [ink] 'Endeavours River' [JB]. 540×365/310.  
 FINISHED DRAWING: watercolours *r* [ink] 'Fred<sup>k</sup> Polydore Nodder. Pinxt 1779'; [pencil] 'alternately compressd' [unknown]; 'concave' [unknown]. 540×350/380.  
 COPPER PLATE: [GS]; Bacstrom, S. Ms. : 82; Brown, R. Ms. : 25/612. 460×295/375; engraving proof *r* [pencil] 'Ginoroides dichotoma' [unknown]; lithograph Britten, J. 1900 *Ill.* : pl. 99; col. engraving 1982 *BF*: pl. 104.  
 NOTES: the annotations on the finished drawing are corrections for the engraver and these have been incorporated into the engraving.

## COMBRETACEAE

- A3/121 LUMNITZERA LITTOREA (Jack) Voigt, *Hort. suburb. Calc.* : 39 (1845).  
 SPECIMEN: 2 sheets, Endeavour River.  
 MANUSCRIPT: Solander, D. Pl. Nov. Holl. 3: 402–404 'Kada Kandel coccinea'; Britten, J. 1900 *Ill.* : 31 *pro descr.*  
 OUTLINE DRAWING: pencil outlines with colour references [SP]; *r* [pencil] '35' [unknown]; *v* 'Kada Kandel coccinea' [unknown]; [ink] 'Endeavours River' [JB]. 540×365/380.  
 FINISHED DRAWING: watercolours *r* [pencil] 'the bractea not distinct enough' [unknown]. 540×365/365; see Carr, D.J. [Ed.] 1983 pl. 137 p. 148.  
 COPPER PLATE: [DM]; Bacstrom, S. Ms. : 78; Brown, R. Ms. : 26/631. 460×300/365; 2 engraving proofs: 1 – *r* [pencil] 'Kada Caudel cocinea' [unknown]; 'D. MKenzie'; 2 – *r* [pencil] 'Kada Kandel coccinea' [unknown]; lithograph Britten, J. 1900 *Ill.* : pl. 100; col. engraving 1982 *BF*: pl. 105.



## MYRTACEAE

- A3/122 *DARWINIA FASCICULARIS* Rudge, *Trans. Linn. Soc. Lond.* **II**: 299, t. 22 (1815) subsp. *FASCICULARIS*.  
 SPECIMEN: Botany Bay.  
 MANUSCRIPT: Solander, D. Pl. Nov. Holl. **I**: 64–65 ‘*Kalmioides fasciculata*’; Britten, J. 1901 *Ill.*: 35 *pro descr.*  
 OUTLINE DRAWING: pencil outlines with colour references [SP]; *r* [pencil] ‘89’ [unknown]; *v* ‘The flower white but when older it becomes red & shuts up the anthera blk the leaves fresh green stalk sordid brown.’ [SP]; ‘*Kalmioides fasciculata*’ [unknown]; ‘N° 8’ [unknown]; [ink] ‘Botany Bay’ [JB]. 370×300/265.  
 FINISHED DRAWING: watercolours *r* [ink] ‘Fred<sup>k</sup> Polydore Nodder. Pinx<sup>t</sup> 1779’. 540×355/305; see Beaglehole, J.C. 1962 **2**: pl. 21.  
 COPPER PLATE: [GS]; Bacstrom, S. Ms.: 78; Brown, R. Ms.: 25/607. 460×300/305; engraving proof *r* [pencil] ‘*Kalmioides fasciculata*’ [unknown]; lithograph Britten, J. 1901 *Ill.*: pl. 101; col. engraving 1982 *BF*: pl. 106.
- A3/123 *THRYPTOMENE OLIGANDRA* F. Mueller, *Fragm.* **I**: 11 (1858).  
 SPECIMEN: Endeavour River, Point Lookout.  
 MANUSCRIPT: Solander, D. Pl. Nov. Holl. **2**: 284–285, **4**: 587 ‘*Rhamnoides microphyllus*’; Britten, J. 1901 *Ill.*: 35 *pro descr.*  
 OUTLINE DRAWING: pencil outlines with colour references [SP]; *r* [pencil] ‘71’ [unknown]; *v* ‘Flowers white leaves vivid green stalk pale sordid brown.’ [SP]; ‘*Rhamnoides microphylla*’ [unknown]; [ink] ‘Endeavours River’ [JB]. 365×260/290; 1 sheet of anatomical drawings is pasted onto Parkinson’s drawing: pen and ink wash *r* [pencil] ‘169a’ [unknown]; [ink] ‘*Rhamnoides microphylla*’ ‘Endeavour River’ [unknown].  
 FINISHED DRAWING: watercolours *r* [ink] ‘John Frederick Miller pinx<sup>t</sup> 1774’; *v* [pencil] ‘*Rhamnoides microphylla* E. River’ [unknown]. 535×350/290.  
 COPPER PLATE: [JG]; Bacstrom, S. Ms.: 46; Brown, R. Ms.: 13/309. 406×295/290; engraving proof *r* [pencil] ‘Goldar Engr’; ‘*Rhamnoides microphylla*’ [unknown]; lithograph Britten, J. 1901 *Ill.*: pl. 102 [incorrectly numbered in Britten as 104]; col. engraving 1982 *BF*: pl. 107.
- A3/124 *BAECKEA IMBRICATA* (Gaertner) Druce, *Rep. botl Soc. Exch. Club Br. Isl.* 1916: 608 (1917).  
 SPECIMEN: 2 sheets, 1 – Botany Bay, 2 – Endeavour River, Point Lookout.  
 MANUSCRIPT: Solander, D. Pl. Nov. Holl. Systematic Index **4**: 27 [index entry only, no description] ‘*Philadelphus imbricatus*’; [no description in Britten].  
 OUTLINE DRAWING: pencil outlines with colour references [SP]; *r* [pencil] ‘110’ [unknown]; *v* ‘The petala white.’ [SP]; ‘*Philadelphus imbricatus*’ [unknown]; ‘N° 7’ [unknown]; [ink] ‘Botany Bay’ [JB]. 365×255/300.  
 FINISHED DRAWING: watercolours *r* [ink] ‘Fred<sup>k</sup> Polydore Nodder. Pinx<sup>t</sup> 1779’. 540×365/290.

COPPER PLATE: [GS]; Bacstrom, S. Ms. : 84; Brown, R. Ms. : 25/614. 460×300/320; engraving proof *r* [pencil] 'Philadelphus imbricatus' [unknown]; lithograph Britten, J. 1901 *Ill.* : pl. 103; col. engraving 1982 *BF*: pl. 108.

A3/125 *BAECKEA IMBRICATA* (Gaertner) Druce, *Rep. botl Soc. Exch. Club Br. Isl.* 1916: 608 (1917).

SPECIMEN: Botany Bay (holotype).

MANUSCRIPT: Solander, D. Pl. Nov. Holl. 1: 38–39 'Philadelphoides tenellus'; Britten, J. 1901 *Ill.* : 35 *pro descr.*

OUTLINE DRAWING: pencil outlines with colour references [SP]; *r* [pencil] '109' [unknown]; *v* 'The flowers white' [SP]; 'Philadelphus tenellus' [unknown]; 'No: 11' [unknown]; [ink] 'Botany Bay' [JB]. 365×260/300.

FINISHED DRAWING: watercolours *r* [ink] 'Fred<sup>k</sup> Polydore Nodder. Pinx<sup>t</sup> 1779'. 540×360/310.

COPPER PLATE: [GS]; Bacstrom, S. Ms. : 84; Brown, R. Ms. : 25/613. 460×300/310; engraving proof *r* [pencil] 'Philadelphus tenellus' [unknown]; lithograph Britten, J. 1901 *Ill.* : pl. 104 [Goldar incorrectly listed as engraver on lithograph]; col. engraving 1982 *BF*: pl. 109.

A3/126 *LEPTOSPERMUM FABRICIA* Bentham, *Fl. austral.* 3: 102 (1867).

SPECIMEN: Endeavour River.

MANUSCRIPT: Solander, D. Pl. Nov. Holl. 3: 468 'Philadelphoides myrtifolia'; Britten, J. 1901 *Ill.* : 36 *pro descr.*

OUTLINE DRAWING: pencil outlines with colour references [SP]; *v* [pencil] 'Capsula green w<sup>t</sup> a cast of brown faded petala pale brown leaves grass green vein'd w<sup>t</sup> dark green stalks brown red. when old sordid brown joining on of the leaves ting'd red.' [SP]; 'Philadelph. myrtifolius' [unknown]; [ink] 'Endeavours bay' [JB]. 365×260/295.

FINISHED DRAWING: watercolours *r* [ink] 'Fred<sup>k</sup> Polydore Nodder. Pinx<sup>t</sup> 1779'. 540×365/280.

COPPER PLATE: [GS]; Bacstrom, S. Ms. : 84; Brown, R. Ms. : 22/540. 455×295/265; engraving proof *r* [pencil] 'Philadelphoides myrtifolia' [unknown]; lithograph Britten, J. 1901 *Ill.* : pl. 105; col. engraving 1982 *BF*: pl. 110.

A3/127 *LEPTOSPERMUM SQUARROSUM* Gaertner, *Fruct. Sem. pl.* 1: 174, t. 35 (1788).

SPECIMEN: 2 sheets, Botany Bay.

MANUSCRIPT: Solander, D. Pl. Nov. Holl. 1: 56 'Philadelphus squarrosus'; Britten, J. 1901 *Ill.* : 36 *pro descr.*

OUTLINE DRAWING: pencil outlines with colour references [SP]; *r* [pencil] '112' [unknown]; *v* 'The petala white, receptacle green stamina white anthera reddish a red ring round the edge of the receptacle.' [SP]; 'N: 6' [unknown]; 'Philadelphus squarrosus' [unknown]; [ink] 'Botany Bay' [JB]. 365×260/290.

FINISHED DRAWING: watercolours *r* [ink] 'Fred.<sup>k</sup> P. Nodder pinx.<sup>t</sup>.'; [pencil] 'Philadelphus squarrosus' [unknown]. 545×365/315.

COPPER PLATE: [DM]; Bacstrom, S. Ms. : 84; Brown, R. Ms. : 26/630. 460×300/315; engraving proof *r* [pencil] 'Philadelphus squarrosus' [unknown]; lithograph Britten, J. 1901 *Ill.* : pl. 106; col. engraving 1982 *BF*: pl. 111.

A3/128 *LEPTOSPERMUM ATTENUATUM* Smith, *Trans. Linn. Soc. Lond.* 3: 262 (1797).

SPECIMEN: Botany Bay.

MANUSCRIPT: Solander, D. Pl. Nov. Holl. 1: 53–54 'Philadelphus sericeus'; Britten, J. 1901 *Ill.* : 36 *pro descr.*

OUTLINE DRAWING: pencil outlines with colour references [SP]; *r* [pencil] '38' 'the leaves of tho [?] large' [unknown]; *v* 'The petala white a small red ring round the opening of the receptacle which is green the anthera pale red.' [SP]; '10' [unknown]; 'Philadelph sericeus' [unknown]; [ink] 'Botany Bay' [JB]. 370×260/270.

FINISHED DRAWING: watercolours *r* [ink] 'Fred<sup>k</sup> Polydore Nodder. Pinx: 1779'. 540×365/250.

COPPER PLATE: [GS]; Bacstrom, S. Ms. : 84; Brown, R. Ms. : 25/615; 460×295/250; engraving proof *r* [pencil] 'Philadelphus sericeus' [unknown]; lithograph Britten, J. 1901 *Ill.* : pl. 107; col. engraving 1982 *BF*: pl. 112.

A3/129 *CALLISTEMON CITRINUS* (Curtis) Skeels, *Bull. Bur. Pl. Ind. U.S. Dep. Agric.* 282: 49 (1913).

SPECIMEN: Botany Bay.

MANUSCRIPT: Solander, D. Pl. Nov. Holl. 1: 68–69 'Metrosideros citrinus'; Britten, J. 1901 *Ill.* : 36 *pro descr.*

OUTLINE DRAWING: pencil outlines with colour references [SP]; *r* [pencil] 'Purple Brown' [unknown]; *v* 'The stamina rich scarlet w<sup>t</sup> yellow anthera [SP]; 'Metrosid citrina' [unknown]; '5' [unknown]; [ink] 'Botany Bay' [JB]. 480×285/385.

FINISHED DRAWING: watercolours *r* [ink] 'Fred<sup>k</sup> Polydore Nodder. Pinx: 1777'; [pencil] 'Metrosideros citrina' [unknown]. 545×360/420.

COPPER PLATE: [GS]; Bacstrom, S. Ms. : 84; Brown, R. Ms. : 19/459. 460×300/415; engraving proof *r* [pencil] 'Metrosideros citrina' [unknown]; lithograph Britten, J. 1901 *Ill.* : pl. 108; col. engraving 1982 *BF*: pl. 113.

A3/130 *CALLISTEMON VIMINALIS* (Solander ex Gaertner) G. Don in Loudon, *Hort. brit.* : 197 (1830).

SPECIMEN: Endeavour River (holotype).

MANUSCRIPT: Solander, D. Pl. Nov. Holl. 3: 386–387 'Metrosideros viminalis'; Britten, J. 1901 *Ill.* : 37 *pro descr.*

OUTLINE DRAWING: pencil outlines with colour references [SP]; *r* [pencil] '70'; *v* 'the Petala & stamina carmine anthera cream colour. leaves above grass green faintly vein'd w<sup>t</sup> lighter below more pale vein'd the same. Capsula sordid brown. buds green ting'd w<sup>t</sup> red.' [SP]; 'Metrosideros viminalis' [unknown]; [ink] 'Endeavours River' [JB].

545×365/340.

FINISHED DRAWING: watercolours *r* [ink] 'Fred<sup>k</sup> Polydore Nodder. Pinx<sup>t</sup> 1777.'. 545×365/335.

COPPER PLATE: [GS]; Bacstrom, S. Ms. : 84; Brown, R. Ms. : 19/458. 460×295/330; engraving proof *r* [pencil] 'Metrosideros viminalis [unknown]'; lithograph Britten, J. 1901 *Ill.* : pl. 109; col. engraving 1982 *BF*: pl. 114.

A3/131 MELALEUCA THYMIFOLIA Smith, *Trans. Linn. Soc. Lond.* **3**: 278 (1797).

SPECIMEN: Botany Bay.

MANUSCRIPT: Solander, D. Pl. Nov. Holl. **1**: 46–47 'Nectandra pentapetala'; Britten, J. 1901 *Ill.* : 37 *pro descr.*

OUTLINE DRAWING: pencil outlines with colour references [SP]; *r* [pencil] '115' [unknown]; 'underside of the leaves [?]' [unknown]; *v* 'The stamina and petala purple w<sup>t</sup> cream col. anthera the buds dark purple the calyx green the leaves a blue green stalk dirty brown.' [SP]; 'Nectandra pentapetala' [unknown]; '46' [unknown]; [ink] 'Botany Bay' [JB]. 370×260/270.

FINISHED DRAWING: watercolours *r* [ink] 'Fred<sup>k</sup> Polydore Nodder. Pinx<sup>t</sup> 1778'. 540×365/270.

COPPER PLATE: [GS]; Bacstrom, S. Ms. : 92; [not in Brown]. 460×295/265; engraving proof *r* [pencil] 'Nectandra pentapetala' [unknown]; 'G. Sibelius'; lithograph Britten, J. 1901 *Ill.* : pl. 110; col. engraving 1982 *BF*: pl. 115.

A3/132 MELALEUCA ANGUSTIFOLIA Gaertner, *Fruct. Sem. pl.* **1**: 172, t. 35 (1788).

SPECIMEN: 2 sheets, 1 – Endeavour River, Point Lookout, Possession Island (isotype), 2 – Endeavour River, Point Lookout.

MANUSCRIPT: Solander, D. Pl. Nov. Holl. **2**: 276–277 'Melaleuca angustifolia'; Britten, J. 1901 *Ill.* : 37 *pro descr.*; 1973 *CF*: pl. 18a *pro descr.*

OUTLINE DRAWING: pencil outlines with colour references [SP]; *v* [pencil] 'The stamina petala & nectarium white w<sup>t</sup> a cast of green the foliola calacyna pale green' [SP]; 'Melaleuca angustifolia' [unknown]; [ink] 'Endeavours River' [JB]. 365×260/315.

FINISHED DRAWING: watercolours *r* [ink] 'Fred<sup>k</sup> Polydore Nodder Pinx<sup>t</sup> 1777..'; [pencil] 'Melaleuca angustifolia' [unknown]. 545×365/405.

COPPER PLATE: [GS]; Bacstrom, S. Ms. : 112; Brown, R. Ms. : 18/436. 460×300/400; engraving proof *r* [pencil] 'Melaleuca angustifolia' [unknown]; lithograph Britten, J. 1901 *Ill.* : pl. 111; engraving 1973 *CF*: pl. 18a; col. engraving 1982 *BF*: pl. 116.

A3/133 MELALEUCA QUINQUENERVIA (Cavanilles) S.T. Blake, *Proc. R. Soc. Qd* **69**: 76 (1958).

SPECIMEN: 3 sheets, 1 – Bay of Inlets, 2–3 – Bustard Bay.

MANUSCRIPT: Solander, D. Pl. Nov. Holl. **1**: 136 'Metrosideros terebinthina'; Britten, J. 1901 *Ill.* : 37 *pro descr.*

OUTLINE DRAWING: pencil outlines with colour references [SP]; *r* [pencil] '66'; *v* 'The anthera & stamina white.' [SP]; '116' [unknown]; 'Metrosid terebinthina' [unknown]; [ink] 'Bustard Bay.' [JB]. 545×365/370.

FINISHED DRAWING: watercolours *r* [ink] 'Fred<sup>k</sup> Polydore Nodder pinx<sup>t</sup> 1782'. 495×330/375; see Carr, D.J. [Ed.] 1983 pl. 138 p. 149.

COPPER PLATE: [GS]; Bacstrom, S. Ms.: 84; Brown, R. Ms.: 29/722. 460×300/370; engraving proof *r* [pencil] 'Metrosideros terebinthinum' [unknown]; 'G:<sup>d</sup> Sibelius'; lithograph Britten, J. 11. engraving 1982 *BF*: pl. 117.

A3/134 MELALEUCA VIRIDIFLORA Solander ex Gaertner, *Fruct. Sem. pl.* 1: 173, t. 35 (1788).

SPECIMEN: 3 sheets, Endeavour River (isotypes).

MANUSCRIPT: Solander, D. Pl. Nov. Holl. 4: 568 'Metrosideros sanguinea'.

OUTLINE DRAWING: pencil outlines with colour references [SP]; *v* [pencil] 'Metrosideros sanguinea' [unknown]; [ink] 'Endeavours River' [JB]. 540×365/400.

FINISHED DRAWING: watercolours *r* [ink] 'Fred<sup>k</sup> Polydore Nodder Pinx<sup>t</sup> 1777.'; [A second state of the drawing of the flowers has been pasted onto the original drawing, these incorporate corrections.]. 540×365/415.

Bacstrom, S. Ms.: 84.

A3/135 MELALEUCA VIRIDIFLORA Solander ex Gaertner, *Fruct. Sem. pl.* 1: 173, t. 35 (1788).

SPECIMEN: 2 sheets, Bay of Inlets. Blake indicates that the holotype, although not located on the specimen, came from Endeavour River. Both possible isotypes are indicated as from Bay of Inlets.

MANUSCRIPT: Solander, D. Pl. Nov. Holl. 2: 211–212 'Metrosideros viridiflora'; Britten, J. 1901 *Ill.*: 38 *pro descr.*; 1973 *CF*: pl. 18 *pro descr.*

OUTLINE DRAWING: pencil outlines with colour references [SP]; *v* [pencil] 'Metrosider viridiflora' [unknown]; [ink] 'Endeavours River' [JB]. 545×365/370.

FINISHED DRAWING: watercolours *r* [pencil] 'New Holland 2' [unknown]; [ink] 'Fred<sup>k</sup> Polydore Nodder Pinx<sup>t</sup> 1777.'; [A second state of the drawing of the flowers has been pasted onto the original drawing, this incorporates corrections.]. 540×365/405.

COPPER PLATE: [GS]; Bacstrom, S. Ms.: 84; Brown, R. Ms.: 24/577. 460×300/405; engraving proof *r* [pencil] 'Metrosideros viridiflora' [unknown]; lithograph Britten, J. 1901 *Ill.*: pl. 113; engraving 1973 *CF*: pl. 18; col. engraving 1982 *BF*: pl. 118.

A3/136 MELALEUCA ARMILLARIS Smith, *Trans. Linn. Soc. Lond.* 3: 277 (1797).

SPECIMEN: Botany Bay.

MANUSCRIPT: Solander, D. Pl. Nov. Holl. Systematic Index 4: 27 [index entry only, no description] 'Metrosideros armillaris'; [no description in Britten]; 1973 *CF*: pl. 18b *pro descr.*

OUTLINE DRAWING: pencil outlines with colour references [SP]; *v* [pencil] 'Metrosid armillaris' [unknown]; 'N:<sup>o</sup> [?]' [unknown]; [ink] 'Botany Bay' [JB]. 370×260/310.

FINISHED DRAWING: watercolours *r* [pencil] 'Metrosideros armillaris' [unknown]; [ink] 'Fred<sup>k</sup> Polydore Nodder Pinx<sup>t</sup> 1777.'. 545×365/410.

COPPER PLATE: \* [G. Smith]; Bacstrom, S. Ms. : 84; Brown, R. Ms. : 21/503. 460×295/405; engraving proof *r* [pencil] 'Metrosideros armillaris' [unknown]; lithograph Britten, J. 1901 *Ill.* : pl. 114; 1973 *CF*: pl. 18b.

A3/137 MELALEUCA NODOSA (Solander ex Gaertner) Smith, *Trans. Linn. Soc. Lond.* **3**: 276 (1797).

SPECIMEN: Botany Bay.

MANUSCRIPT: Solander, D. Pl. Nov. Holl. **1**: 16–17 'Metrosideros nodosa'; Britten, J. 1901 *Ill.* : 38 *pro descr.*

OUTLINE DRAWING: pencil outlines with colour references [SP]; *r* [pencil] '107' [unknown]; *v* 'The Stamina white anthera yellow. the leaves grass green.' [SP]; 'N<sup>o</sup> 4' [unknown]; 'Metrosidero nodosa' [unknown]; [ink] 'Botany Bay' [JB]. 365×265/280.

FINISHED DRAWING: watercolours *r* [ink] 'Fred<sup>k</sup> Polydore Nodder. Pinx<sup>t</sup> 1777.'. 540×365/340.

COPPER PLATE: [DM]; Bacstrom, S. Ms. : 84; Brown, R. Ms. : 21/504. 460×300/335; engraving proof *r* [pencil] 'Metrosideros nodosa' [unknown]; lithograph Britten, J. 1901 *Ill.* : pl. 115; col. engraving 1982 *BF*: pl. 119.

A3/138 EUCALYPTUS ALBA Reinwardt ex Blume, *Bijdr. fl. Ned. Ind.* **17**: 1101 (1827).

SPECIMEN: no locality.

MANUSCRIPT: Solander, D. Pl. Nov. Holl. **2**: 179–180 'Metrosideros populifolia'; Britten, J. 1901 *Ill.* : 38 *pro descr.*

OUTLINE DRAWING: pencil outlines with colour references [SP]; *r* [pencil] '67'; *v* '3' [unknown]; 'Metrosideros populifolia' [unknown]; '137' [unknown]; [ink] 'Thirsty Sound.' [JB]. 545×365/455.

FINISHED DRAWING: watercolours *r* [ink] 'Fred<sup>k</sup> Polydore Nodder Pinx<sup>t</sup> 1778'. 545×365/430; see Carr, D.J. [Ed.] 1983 pl. 139 p. 150.

COPPER PLATE: [RB]; Bacstrom, S. Ms. : 84; Brown, R. Ms. : 21/501. 460×295/420; engraving proof *r* [pencil] 'Metrosideros populifolia' [unknown]; lithograph Britten, J. 1901 *Ill.* : pl. 116; col. engraving 1982 *BF*: pl. 120.

A3/139 EUCALYPTUS CREBRA F. Mueller, *J. Linn. Soc.* **3**: 87 (1859).

SPECIMEN: 2 sheets, 1—Bay of Inlets.

MANUSCRIPT: Solander, D. Pl. Nov. Holl. **2**: 181–182 'Metrosideros salicifolia'; Britten, J. 1901 *Ill.* : 39 *pro descr.*

OUTLINE DRAWING: pencil outlines with colour references [SP]; *r* [pencil] '30'; *v* 'The stamina white receptacle pale green the stalks the same. The leaves a pale blue green w<sup>t</sup> a yellowish nerve in the middle' [SP]; '3' [unknown]; '139' [unknown]; 'Metrosid obliqua' [unknown]; [ink] 'Thirsty Sound.' [JB]. 470×285/350.

FINISHED DRAWING: watercolours *r* [ink] 'Fred<sup>k</sup> Polydore Nodder. Pinx<sup>t</sup> 1778'.  
545×355/370; see Beaglehole, J.C. 1962 **2**: pl. 22.

COPPER PLATE: [RB]; Bacstrom, S. Ms.: 84; Brown, R. Ms.: 21/502. 460×295/  
380; engraving proof *r* [pencil] 'Metrosideros obliqua [unknown]; lithograph Britten,  
J. 1901 *Ill.*: pl. 117; col. engraving 1982 *BF*: pl. 121.

A3/140 *TRISTANIA SUAVEOLENS* (Solander ex Gaertner) Smith in Rees,  
*Cycl.* **36**: *Tristania* n. 2 (1817).

SPECIMEN: 2 sheets, Endeavour River.

MANUSCRIPT: Solander, D. Pl. Nov. Holl. **2**: 275–276 'Melaleuca suaveolens';  
Britten, J. 1901 *Ill.*: 39 *pro descr.*

OUTLINE DRAWING: pencil outlines with colour references [SP]; *r* [pencil] '102'; *v*  
'The petala & stamina white germen & calyx pale green anthera dark brown.' [SP];  
'Melaleuca suaveolens' [unknown]; [ink] 'Endeavours River.' [JB]. 540×355/355.

FINISHED DRAWING: watercolours *r* [ink] 'Fred<sup>k</sup> Polydore Nodder Pinx<sup>t</sup> 1777.';  
[pencil] 'Melaleuca suaveolens' [unknown]. 545×365/440.

COPPER PLATE: [DM]; Bacstrom, S. Ms.: 112; Brown, R. Ms.: 18/435. 460×300/  
440; engraving proof *r* [ink] 'Melaleuca suaveolens' [unknown]; 'D: M'Kenzie';  
lithograph Britten, J. 1901 *Ill.*: pl. 118; col. engraving 1982 *BF*: pl. 122.

A3/141 *RHODOMYRTUS MACROCARPA* Bentham, *Fl. austral.* **3**: 273 (1867).

SPECIMEN: Endeavour River.

MANUSCRIPT: Solander, D. Pl. Nov. Holl. **3**: 331–332 'Psidium ferum'; Britten, J.  
1901 *Ill.*: 39 *pro descr.*

OUTLINE DRAWING: pencil outlines with colour references [SP]; *r* [pencil] '72'; *v*  
'The flowers white anthera a grey olive colour old stalk brown.' [SP]; 'Psidium ferum'  
[unknown]; [ink] 'Endeavours River' [JB]. 540×360/390.

FINISHED DRAWING: watercolours *r* [ink] 'Fred<sup>k</sup> Polydore Nodder. Pinx<sup>t</sup> 1779';  
[pencil] 'x folded' [unknown]. 540×365/420.

COPPER PLATE: [DM]; Bacstrom, S. Ms.: 84; Brown, R. Ms.: 26/634. 460×295/  
380; engraving proof *r* [pencil] 'Psidium ferum' [unknown]; lithograph Britten, J.  
1901 *Ill.*: pl. 119; col. engraving 1982 *BF*: pl. 123.

A3/142 *MYRTELLA OBTUSA* (Endlicher) A.J. Scott, *Kew Bull.* **33**: 300 (1978).

SPECIMEN: 2 sheets, Cape Grafton, Endeavour River, Point Lookout.

MANUSCRIPT: Solander, D. Pl. Nov. Holl. **2**: 253, 265, **3**: 430 'Mentzelioides  
floribunda'; Britten, J. 1900 *Ill.*: 39 *pro descr.*

OUTLINE DRAWING: pencil outlines with colour references [SP]; *r* [pencil] '116'; *v*  
'The flower a delicate crimson & when long blow very pale dark crimson stamina cream  
colour'd anthera' [SP]; 'Mentzelioides floribunda' [unknown]; 'R 175' [unknown];  
[ink] 'Cape Grafton' [JB]. 365×260/275.

FINISHED DRAWING: watercolours *r* [ink] 'Fred<sup>k</sup> Polydore. Nodder. Pinx<sup>t</sup> 1778';  
[pencil] 'longer.' 545×365/285.

COPPER PLATE: [DM]; Bacstrom, S. Ms. : 92; Brown, R. Ms. : 26/636. 460×300/280; engraving proof *r* [pencil] 'Menzelioides floribunda' [unknown]; lithograph Britten, J. 1901 *Ill.* : pl. 120; col. engraving 1982 *BF*: pl. 124.

A3/143 SYZYGIIUM SUBORBICULARE (Bentham) Hartley & Perry, *J. Arnold Arbor* 54 (2): 189 (1973).

SPECIMEN: 2 sheets, Lizard Island.

MANUSCRIPT: Solander, D. Pl. Nov. Holl. 4: 596–597, 604 'Eugenia cymosa'; Britten, J. 1901 *Ill.* : 40 *pro descr.*; 1973 *CF*: pl. 19 *pro descr.*

OUTLINE DRAWING: pencil outlines with colour references [SP]; *r* [pencil] 'flower & Artery White' [unknown]; *v* 'Eugenia cymosa' [unknown]; 'L.I.' [unknown]; [ink] 'Lizzard Island' [JB]. 540×365/455.

FINISHED DRAWING: watercolours *r* [ink] 'Fred<sup>k</sup> Polydore Nodder Pinx<sup>t</sup> 1777'; [pencil] 'Eugenia cymosa' [unknown]. 545×365/455; see Carr, D. J. [Ed.] 1983 pl. 140 p. 151.

COPPER PLATE: [GS]; Bacstrom, S. Ms. : 86; Brown, R. Ms. : 19/460. 460×295/410; engraving proof *r* [pencil] 'Eugenia cymosa' [unknown]; lithograph Britten, J. 1901 *Ill.* : pl. 121; engraving 1973 *CF*: pl. 19; col. engraving 1982 *BF*: pl. 125.

A3/144 EUGENIA BANKSII Britten & S. Moore, *J. Bot., Lond.* 40: 26 (1902).

SPECIMEN: 3 sheets, Endeavour River (isotypes).

MANUSCRIPT: Solander, D. Pl. Nov. Holl. 3: 361, 4: 479–480 'Metrosideros humile'; Britten, J. 1901 *Ill.* : 97 *pro descr.*

OUTLINE DRAWING: pencil outlines with colour references [SP]; *v* [pencil] 'petala & Stamina white anthera pale yellow buds & peducles pale green.' [SP]; 'Metrossid humilis' [unknown]; [ink] 'Endeavours River' [JB]. 540×365/365.

FINISHED DRAWING: watercolours *r* [ink] 'Fred<sup>k</sup> Polydore Nodder Pinx<sup>t</sup> 1777.'. 545×365/400.

COPPER PLATE: [RB]; Bacstrom, S. Ms. : 84; Brown, R. Ms. : 26/629. 460×300/395; engraving proof *r* [pencil] 'R. Blyth Engr.'; 'Metrosideros humilis' [unknown]; lithograph Britten, J. 1901 *Ill.* : pl. 122; col. engraving 1982 *BF*: pl. 126.

NOTES: the engraver is recorded as Mackenzie in the Bacstrom catalogue but the engraving proof is signed by Robert Blyth.

## BARRINGTONIACEAE

A3/145 BARRINGTONIA CALYPTRATA (R. Brown ex Miers) Knuth, *Pflanzenr.* 4(219): 19 (1939).

SPECIMEN: Lizard Island, Islands of Cape Fear (holotype).

MANUSCRIPT: Solander, D. Pl. Nov. Holl. 4: 592–594, 604–605 'Eugenia ramiflora'; Britten, J. 1901 *Ill.* : 40 *pro descr.*; 1973 *CF*: pl. 20 *pro descr.*



OUTLINE DRAWING: pencil outlines with colour references [SP]; *r* [pencil] 'underside of the leaves yellow [?] whitish green Pet W Stile G Anthera [?]' [SP]; *v* 'The petala & stamina white the anthera yellow the buds ting'd w<sup>t</sup> green calyx gray green turning pale toward the edge the main stalk of the flower deep green the woody stalk sordid brown.' [SP]; 'Eugenia ramiflora' [unknown]; 'L.I.' [unknown]; [ink] 'Lizzard Isle' [JB]. 545×365/455.

FINISHED DRAWING: watercolours *r* [ink] 'Fred<sup>k</sup> Polydore Nodder. Pinx<sup>t</sup> 1777.'. 545×370/455; see Beaglehole, J.C. 1962 **2**: pl. 31; Carr, D.J. [Ed.] 1983 pl. 144 p. 154.

COPPER PLATE: [DM]; Bacstrom, S. Ms. : 86; Brown, R. Ms. : 18/429. 460×300/455; engraving proof *r* [pencil] 'Eugenia ramiflora [unknown]; lithograph Britten, J. 1901 *Ill.* : pl. 123; engraving 1973 *CF*: pl. 20; col. engraving 1982 *BF*: pl. 127.

A3/146 **PLANCHONIA CAREYA** (F. Mueller) Knuth, *Pflanzenr.* **4** (219): 56 (1939).

SPECIMEN: 2 sheets, Cape Grafton (syntypes).

MANUSCRIPT: Solander, D. Pl. Nov. Holl. **2**: 248–249, 252–253 'Eugenia crenata'; Britten, J. 1901 *Ill.* : 41 *pro descr.*

OUTLINE DRAWING: pencil outlines with colour references [SP]; *r* [pencil] '73' [unknown]; *v* 'The petala & stalk pale whitish green stamina white turning into a fine blush colour about the middle to the bottom anthera cream colour.' [SP]; 'Eugenia crenata' [unknown]; 'R' [unknown]; '77' [unknown]; [ink] 'Cape Grafton' [JB]. 540×355/350.

FINISHED DRAWING: watercolours *r* [pencil] 'Eugenia crenata' [unknown]; [ink] 'Fred<sup>k</sup> Polydore Nodder Pinx<sup>t</sup> 1777.'; *v* [pencil] 'Cape Grafton' [JB]. 535×365/415; see Beaglehole, J.C. 1962 **2**: pl. 25.

COPPER PLATE: [RB]; Bacstrom, S. Ms. : 86; Brown, R. Ms. : 19/461. 460×295/385; engraving proof *r* [pencil] 'Eugenia crenata' [unknown]; lithograph Britten, J. 1901 *Ill.* : pl. 124; col. engraving 1982 *BF*: pl. 128.

## MELASTOMATACEAE

A3/147 **MELASTOMA DENTICULATUM** Labillardière, *Sert. austro-caledon.* **1**: 65, t. 64 (1825).

SPECIMEN: Bustard Bay, Endeavour River.

MANUSCRIPT: Solander, D. Pl. Nov. Holl. **1**: 145 'Melastoma malabathrica'.

OUTLINE DRAWING: pencil outlines with colour references [SP]; *r* [pencil] '28' [unknown]; *v* 'Melastoma malabathrica' [unknown]; '305' [?] [unknown]; [ink] 'Endeavours River' [JB]. 470×285/300.

FINISHED DRAWING: watercolours *r* [pencil] 'Melastoma malabathrica' [unknown]. 540×365/285.

Bacstrom, S. Ms. : 72.

## LYTHRACEAE

- A3/148a *ROOTALA DENSIFLORA* (Roth ex Roemer & Schultes) Koehne, *Bot. Jb.* **I**: 164 (1880).  
 SPECIMEN: Endeavour River.  
 MANUSCRIPT: Solander, D. Pl. Nov. Holl. **3**: 396–397 ‘*Lechaeoides monogyna*’; Britten, J. 1901 *Ill.*: 41 *pro descr.*  
 OUTLINE DRAWING: pencil outlines with colour references [SP]; *v* [pencil] ‘Flowers purple leaves fresh green stalk very pale green’ [SP]; ‘*Lecheoides monogyna*’ [unknown]; [ink] ‘Endeavours River’ [JB]. 365×260/270.  
 FINISHED DRAWING: watercolours *r* [pencil] ‘James Miller Pinxt’; *v* ‘*Lechioides monogyna*’ [unknown]. 545×365/365.  
 COPPER PLATE: [WT]; Bacstrom, S. Ms.: 18; Brown, R. Ms.: 2/46. 460×295/365; engraving proof *r* [pencil] ‘*Lechioides monogyna*’ [unknown]; lithograph Britten, J. 1901 *Ill.*: pl. 125 [together with A3/148b]; col. engraving 1982 *BF*: pl. 129.
- A3/148b *ROOTALA MEXICANA* Schlechtendal & Chamisso, *Linnaea* **5**: 567 (1830).  
 SPECIMEN: Endeavour River.  
 MANUSCRIPT: Solander, D. Pl. Nov. Holl. **4**: 558–559 ‘*Ortegioides decussata*’; Britten, J. 1901 *Ill.*: 41 *pro descr.*  
 OUTLINE DRAWING: pencil outlines with colour references [SP]; *r* [pencil] ‘25’ [?] [unknown]; *v* ‘*Ortegioides decussata*’ [unknown]; [ink] ‘Endeavours River’ [JB]. 290×225/100.  
 FINISHED DRAWING: watercolours *r* [ink] ‘John Frederick Miller pinxt 1773.’; *v* [pencil] ‘*Ortegioides decussata*’ [unknown]. 535×365/100.  
 COPPER PLATE: [WT]; Bacstrom, S. Ms.: 18; Brown, R. Ms.: 2/47; 460×295/100; engraving proof *r* [pencil] ‘*Ortegioides decussata*’ [unknown]; lithograph Britten, J. 1901 *Ill.*: pl. 125 [together with A3/148a]; col. engraving 1982 *BF*: pl. 130.
- A3/149 *AMMANIA BACCIFERA* Linnaeus, *Sp. pl.* **I**: 120 (1753).  
 SPECIMEN: Endeavour River.  
 MANUSCRIPT: Solander, D. Pl. Nov. Holl. **3**: 374–375 ‘*Centunculoides ramosa*’; Britten, J. 1901 *Ill.*: 41 *pro descr.*  
 OUTLINE DRAWING: pencil outlines with colour references [SP]; *r* [pencil] ‘38’ [unknown]; *v* pencil outlines [SP]; ‘*Centunculoides ramosa*’ [unknown]; [ink] ‘Endeavours River’ [JB]. 365×260/185.  
 FINISHED DRAWING: watercolours *r* [ink] ‘John Frederick Miller pinxt 1774.’; *v* [pencil] ‘*Centunculoides ramosa*’ [unknown]; ‘*Novae Hollandia.*’ [unknown]. 540×355/285.  
 COPPER PLATE: [D]; Bacstrom, S. Ms.: 26; Brown, R. Ms.: 6/149. 460×295/280; engraving proof *r* [pencil] ‘*Centunculoides ramosa*’ [unknown]; lithograph Britten, J. 1901 *Ill.*: pl. 126; col. engraving 1982 *BF*: pl. 131.

- A3/150 *AMMANIA AURICULATA* Willdenow, *Hort. berol.* 1:t.7 (1803).  
 SPECIMEN: Point Lookout, Endeavour River.  
 MANUSCRIPT: Solander, D. Pl. Nov. Holl. 4: 585–586, 615–616 'Ammannia succulenta'; Britten, J. 1901 *Ill.*: 42 *pro descr.*  
 OUTLINE DRAWING: pencil outlines with colour references [SP]; *v* [pencil] 'PF' [unknown]; 'Flowers pale green ting'd w<sup>t</sup> crimson the germen dark purple the leaves fresh green w<sup>t</sup> a hollow nerve the stalks the same ting'd w<sup>t</sup> crimson especially at the bottom.' [SP]; 'CF' [unknown]; 'Ammannia succulenta' [unknown]; [ink] 'Point Lookout' [JB]. 365×265/270.  
 FINISHED DRAWING: watercolours *v* [pencil] 'Ammannia succulenta' [unknown]. 545×345/345.  
 COPPER PLATE: [WT]; Bacstrom, S. Ms.: 22; Brown, R. Ms.: 9/207; 460×295/335; engraving proof *r* [pencil] 'Ammannia succulenta [unknown]'; lithograph Britten, J. 1901 *Ill.*: pl. 127; col. engraving 1982 *BF*: pl. 132.
- A3/151 *PEMPHIS ACIDULA* Forster & G. Forster, *Char. gen. pl.*: 68, t. 34 (1775).  
 SPECIMEN: no locality.  
 MANUSCRIPT: Solander, D. Pl. Nov. Holl. 4: 581–582, 616 'Lythroides succulenta'; Britten, J. 1901 *Ill.*: 42 *pro descr.*  
 OUTLINE DRAWING: pencil outlines with colour references [SP]; *v* [pencil] 'Lythroides succulenta' [unknown]; 'PI' [unknown]; [ink] 'Point Lookout' [JB]. 545×365/335.  
 FINISHED DRAWING: watercolours *r* [pencil] '2 flowers' [unknown]; 'broader petals' [unknown]; 'every other a little shorter' [unknown]; 'Lythroides succulenta' [unknown]; [ink] 'Fred<sup>l</sup> Polydore Nodder Pinx<sup>t</sup> 1777'. 540×355/350.  
 COPPER PLATE: [Smith (?)]; Bacstrom, S. Ms.: 82; Brown, R. Ms.: 22/539. 460×300/345; engraving proof *r* [pencil] 'Lythroides succulenta' [unknown]; lithograph Britten, J. 1901 *Ill.*: pl. 128; col. engraving 1982 *BF*: pl. 133.  
 NOTES: the annotations on the finished drawing are corrections for the engraver and these have been incorporated into the engraving.

## ONAGRACEAE

- A3/152 *LUDWIGIA OCTOVALVIS* (Jacquin) Raven, *Kew Bull.* 15: 476 (1962).  
 SPECIMEN: 2 sheets, Endeavour River.  
 MANUSCRIPT: Solander, D. Pl. Nov. Holl. 3: 457–458, 459 'Jussiaea exaltata'.  
 OUTLINE DRAWING: pencil outlines with colour references [SP]; *r* [pencil] '33' [unknown]; *v* 'The old Capsules brown.' [SP]; 'Jussiaea exaltata' [unknown]; '390' [unknown]; [ink] 'Endeavours River' [JB]. 475×285/390.  
 [Not in Bacstrom].

## PASSIFLORACEAE

- A3/153 *PASSIFLORA AURANTIA* G. Forster, *Fl. ins. austr.*: 62 (1786).  
 SPECIMEN: 2 sheets, Bay of Inlets, Endeavour River.  
 MANUSCRIPT: Solander, D. Pl. Nov. Holl. 2: 188–189 'Passiflora coccinea'; Britten, J. 1901 *Ill.*: 42 *pro descr.*  
 OUTLINE DRAWING: pencil outlines with colour references [SP]; *r* [pencil] '100' [?] [unknown]; *v* [pencil] '3' [unknown]; 'The Petala cherry colour small nectaria dark red the large buff colour staid w<sup>t</sup> red near the edge. stile & stigma pale green anthera yellow green leaves vivid grass green w<sup>t</sup> small veins the underside pale glaucous fruit pea green tendrils brown the middle lobe to made much shorter.' [SP]; 'Passiflora coccinea' [unknown]; '156' [unknown]; [ink] 'Thirsty Sound' [JB]. 540×365/405.  
 FINISHED DRAWING: watercolours *r* [ink] 'Fred<sup>k</sup> Polydore Nodder, Pinx<sup>t</sup> 1780'. 545×365/350.  
 COPPER PLATE: [DM]; Bacstrom, S. Ms.: 124; Brown, R. Ms.: 24/589. 460×300/365; engraving proof *r* [pencil] 'Passiflora coccinea' [unknown]; lithograph Britten, J. 1901 *Ill.*: pl. 129; col. engraving 1982 *BF*: pl. 134.

## CUCURBITACEAE

- A3/154 *DIPLOCYCLOS PALMATUS* (Linnaeus) Jeffrey, *Kew Bull.* 15 (3): 352 (1962).  
 SPECIMEN: 2 sheets, 1 – Endeavour River.  
 MANUSCRIPT: Solander, D. Pl. Nov. Holl. 3: 320–322 'Bryonia vittata'.  
 OUTLINE DRAWING: pencil outlines with colour references [SP]; *v* [pencil] 'The petala greenish white cover'd w<sup>t</sup> down the anthera yellow spaces between pale green. the fruit when ripe cherry colour stript white' [SP]; 'Bryonia vittata [?]' [unknown]; [ink] 'Endeavours River' [JB]. 540×360/420.  
 Bacstrom, S. Ms.: 130.  
 A3/155 *ZEHNERIA CUNNINGHAMII* F. Mueller, *Hooker's J. Bot.* 8: 50 (1856).  
 SPECIMEN: Bustard Bay, Bay of Inlets, Endeavour River.  
 MANUSCRIPT: Solander, D. Pl. Nov. Holl. 1: 129, 3: 420–421 'Bryonia rubra'.  
 OUTLINE DRAWING: pencil outlines with colour references [SP]; *v* [pencil] 'The flowers yellow. the fruit when ripe rich scarlet' [SP]; 'Bryonia rubra' [unknown]; [ink] 'Endeavours River' [JB]. 365×260/300.  
 Bacstrom, S. Ms.: 130.

## AIZOACEAE

- A3/156 *SESUVIUM PORTULACASTRUM* (Linnaeus) Linnaeus, *Syst. nat. ed. 10*, 2: 1058 (1759).  
 SPECIMEN: Bustard Bay, Bay of Inlets, Palm Island, Endeavour River.

MANUSCRIPT: Solander, D. Pl. Nov. Holl. **1**: 114–115, **2**: 213 ‘Sesuvium corniculatum’; Britten, J. 1901 *Ill.*: 43 *pro descr.*

OUTLINE DRAWING: pencil outlines with colour references [SP]; *v* [pencil] ‘127’ [unknown]; ‘Sesuvium corniculatum’ [unknown]; [ink] ‘Thirsty Sound’ [JB]. 270×365/120.

FINISHED DRAWING: watercolours *r* [ink] ‘Fred<sup>k</sup> Polydore Nodder. Pinx<sup>t</sup> 1777’; [pencil] ‘Sesuvium corniculatum’ [unknown]. 350×545/155.

COPPER PLATE: [DM]; Bacstrom, S. Ms.: 86; Brown, R. Ms.: 19/463. 460×295/175; engraving proof *r* [pencil] ‘Sesuvium corniculatum’ [unknown]; lithograph Britten, J. 1901 *Ill.*: pl. 130; col. engraving 1982 *BF*: pl. 135.

## UMBELLIFERAE

A3/157 *CENTELLA ASIATICA* (Linnaeus) Urban in Martius, *Fl. bras.* **II** (1): 287 (1879).

SPECIMEN: Endeavour River.

MANUSCRIPT: Solander, D. Pl. Nov. Holl. **4**: 473–474 ‘Hydrocotyle grandis’; Britten, J. 1901 *Ill.*: 43 *pro descr.*

OUTLINE DRAWING: pencil outlines with colour references [SP]; *v* [pencil] ‘leaves above grass green w<sup>t</sup> hollow veins below pale glaucous w<sup>t</sup> very prominent veins the stalks & fruit fresh green’ [SP]; ‘Hydrocotyle grandis’ [unknown]; [ink] ‘Endeavours River’ [JB]. 265×370/180.

FINISHED DRAWING: watercolours *r* [ink] ‘James Miller Pinxt.’; *v* [pencil] ‘Hydrocotyle grandis’ [JB (?)]; ‘Endeavours River’ [JB]. 345×520/180.

COPPER PLATE: [DM]; Bacstrom, S. Ms.: 40; Brown, R. Ms.: 16/400. 300×460/175; engraving proof *r* [pencil] ‘Hydrocotyle grandis’ [unknown]; lithograph Britten, J. 1901 *Ill.*: pl. 131; col. engraving 1982 *BF*: pl. 136.

A3/158 *TRACHYMENE PROCUMBENS* (F. Mueller) Bentham, *Fl. austral.* **3**: 350 (1867).

SPECIMEN: Endeavour River.

MANUSCRIPT: Solander, D. Pl. Nov. Holl. **3**: 358–359 ‘Saniculoides uniumbellata’; Britten, J. 1901 *Ill.*: 43 *pro descr.*

OUTLINE DRAWING: pencil outlines with colour references [SP]; *v* [pencil] ‘The flowers white capsula, stalks and leaves above grass green vein’d w<sup>t</sup> lighter, below somewhat paler w<sup>t</sup> dark green veins’ [SP]; ‘Saniculoides umbellata’ [unknown]; [ink] ‘Endeavours River’ [JB]. 535×355/430.

FINISHED DRAWING: watercolours *r* [ink] ‘Jn<sup>o</sup> Cleveley Jun<sup>r</sup> Pinct. 1774.’; *v* [pencil] ‘Saniculoides Umbellata’ [unknown]; ‘Endeavour River’ [JB]. 525×350/430.

COPPER PLATE: [GS]; Bacstrom, S. Ms.: 44; Brown, R. Ms.: 11/254. 460×295/425; engraving proof *r* [pencil] ‘Saniculoides uniumbellata’ [unknown]; lithograph Britten, J. 1901 *Ill.*: pl. 132; col. engraving 1982 *BF*: pl. 137.

A3/159 PLATYSACE ERICOIDES (Sieber ex Sprengel) Norman, *J. Bot., Lond.* **77**: 210 (1939).

SPECIMEN: 2 sheets, Botany Bay.

MANUSCRIPT: Solander, D. Pl. Nov. Holl. **1**: 25 'Umbellata ericaefolia'; Britten, J. 1901 *Ill.*: 43 *pro descr.*

OUTLINE DRAWING: pencil outlines with colour references [SP]; *v* [pencil] 'The petala white the leaves grass green & the young stalks dark red the old ones coffee colour' [SP]; 'Umbellata ericaefolia' [unknown]; '9' [unknown]; [ink] 'Botany Bay' [JB]. 365×260/255.

FINISHED DRAWING: watercolours *r* [ink] 'John Frederick Miller pinx<sup>t</sup> 1774.'; *v* [pencil] 'umbellata ericaefolia' [unknown]; 'Botany Bay' [JB]. 535×355/340.

COPPER PLATE: [GS]; Bacstrom, S. Ms.: 44; Brown, R. Ms.: 12/300. 460×295/335; engraving proof *r* [pencil] 'Umbellata Ericaefolia' [unknown]; lithograph Britten, J. 1901 *Ill.*: pl. 133; col. engraving 1982 *BF*: pl. 138.

A3/160 PLATYSACE LANCEOLATA (Labillardière) Druce, *Rep. botl Soc. Exch. Club Br. Isl.* 1916: 647 (1917).

SPECIMEN: Botany Bay.

MANUSCRIPT: Solander, D. Pl. Nov. Holl. **1**: 25–26 'Umbellata latifolia'; Britten, J. 1901 *Ill.*: 44 *pro descr.*

OUTLINE DRAWING: pencil outlines with colour references [SP]; *v* [pencil] 'The flowers white the buds tipt w<sup>t</sup> crimson' [SP]; 'Umbellata latifolia' [unknown]; '35' [unknown]; [ink] 'Botany Bay' [JB]. 365×260/200.

FINISHED DRAWING: watercolours *r* [ink] 'James Miller Pinxt. 1774.'; *v* [pencil] 'Umbellata latifolia' [unknown]; 'Botany Bay' [JB]. 535×355/215.

COPPER PLATE: [JG]; Bacstrom, S. Ms.: 44; Brown, R. Ms.: 13/303. 460×295/210; engraving proof *r* [pencil] 'Umbellata latifolia' [unknown]; lithograph Britten, J. 1901 *Ill.*: pl. 134; col. engraving 1982 *BF*: pl. 139.

A3/161 XANTHOSIA PILOSA Rudge, *Trans. Linn. Soc. Lond.* **10**: 301, t. 22, f. 1 (1811).

SPECIMEN: 3 sheets, Botany Bay.

MANUSCRIPT: Solander, D. Pl. Nov. Holl. **1**: 34–35 'Saniculoides hirta'; Britten, J. 1901 *Ill.*: 44 *pro descr.*

OUTLINE DRAWING: pencil outlines with colour references [SP]; *r* [pencil] '60' [unknown]; *v* 'Saniculoides hirta' [unknown]; '85' [unknown]; [ink] 'Botany Bay' [JB]. 370×260/285.

FINISHED DRAWING: watercolours *r* [ink] 'John Frederick Miller del: pinxt 1774.'; *v* [pencil] 'Saniculoides hirta' [unknown]; 'Botany Bay' [JB]. 535×365/335.

COPPER PLATE: [DM]; Bacstrom, S. Ms.: 44; Brown, R. Ms.: 13/302. 460×295/335; engraving proof *r* [pencil] 'Saniculoides hirta' [unknown]; lithograph Britten, J. 1901 *Ill.*: pl. 135; col. engraving 1982 *BF*: pl. 140.

A3/162 *ACTINOTUS HELIANTHI* Labillardière, *Nov. Holl. pl.* 1: 67, t. 92 (1805).

SPECIMEN: Botany Bay.

MANUSCRIPT: Solander, D. Pl. Nov. Holl. 1: 19 'Involucrata candida'; Britten, J. 1901 *Ill.*: 44 *pro descr.*

OUTLINE DRAWING: pencil outlines with colour references [SP]; *r* [pencil] '12' [?] [unknown]; *v* 'Involucrata candida' [unknown]; 'the radius white the tips a little green the disk pale green somewhat grey anthera brownish yellow the buds greenish the upper side of the leaves grey green cover'd w<sup>t</sup> white down the underside almost white with down the whole stalks and buds are also downy.' [SP]; '61' [unknown]; [ink] 'Botany Bay' [JB]. 470×285/400.

FINISHED DRAWING: watercolours *r* [ink] 'John Frederick Miller. del. Pinx<sup>t</sup>: 1774'; *v* [pencil] 'Involucrata candida' [unknown]; 'N: Holland.' [unknown]. 515×355/410; see Carr, D.J. [Ed.] 1983 pl. 141 p. 152.

COPPER PLATE: [G. Smith]; Bacstrom, S. Ms.: 44; Brown, R. Ms.: 11/252. 460×295/410; engraving proof *r* [pencil] 'Involucrata candida' [unknown]; lithograph Britten, J. 1901 *Ill.*: pl. 136; col. engraving 1982 *BF*: pl. 141.

A3/163 *ACTINOTUS MINOR* (Smith) de Candolle, *Prodr.* 4: 83 (1830).

SPECIMEN: 2 sheets, Botany Bay.

MANUSCRIPT: Solander, D. Pl. Nov. Holl. 1: 34 'Involucrata stellata'; Britten, J. 1901 *Ill.*: 44 *pro descr.*

OUTLINE DRAWING: pencil outlines with colour references [SP]; *v* [pencil] 'Involucrata stellata' [unknown]; 'The radius white & very hairy tipt w<sup>t</sup> green & black underneath the disk citrern colour. the stalks & upper side of the leaves grass green underside silvery white.' [SP]; '37' [unknown]; [ink] 'Botany Bay' [JB]. 365×260/325.

FINISHED DRAWING: watercolours *r* [ink] 'John Frederick Miller del: pinxt. 1774'; *v* [pencil] 'Involucrata stittata' [unknown]. 530×355/325.

COPPER PLATE: [DM]; Bacstrom, S. Ms.: 44; Brown, R. Ms.: 11/251. 460×295/320; engraving proof *r* [pencil] 'Involucrata stellata' [unknown]; lithograph Britten, J. 1901 *Ill.*: pl. 137; col. engraving 1982 *BF*: pl. 142.

## RUBIACEAE

A4/164 *HEDYOTIS MITRASACMOIDES* F. Mueller, *Fragm.* 4: 37 (1863).

SPECIMEN: 2 sheets, Endeavour River.

MANUSCRIPT: Solander, D. Pl. Nov. Holl. 3: 328 'Houstonioides filiformis'; Britten, J. 1901 *Ill.*: 44 *pro descr.*

OUTLINE DRAWING: pencil outlines with colour references [SP]; *r* [pencil] '42' [?] [unknown]; *v* 'the flower white leaves dark green the stalks & capsula dirty purple.' [SP]; 'Houstonioides filiformis' [unknown]; [ink] 'Endeavours River' [JB]. 370×260/130.

FINISHED DRAWING: watercolours *r* [pencil] 'Houstonioides filif' [unknown]. 540×360/140.

COPPER PLATE: [G. Smith]; Bacstrom, S. Ms. : 26; Brown, R. Ms. : 6/150. 460×300/135; engraving proof *r* [pencil] 'Houstonioides filiformis' [unknown]; lithograph Britten, J. 1901 *Ill.* : pl. 138; col. engraving 1982 *BF*: pl. 143.

A4/165 OLDENLANDIA BIFLORA Linnaeus, *Sp. pl.* I: 119 (1753).

SPECIMEN: Endeavour River.

MANUSCRIPT: Solander, D. Pl. Nov. Holl. 3: 312 'Hedyotis decumbens'; Britten, J. 1901 *Ill.* : 45 *pro descr.*

OUTLINE DRAWING: pencil outlines with colour references [SP]; *v* [pencil] 'the flowers white w<sup>t</sup> a pale tinge of purple when newly blown quite white.' [SP]; 'Hedyotes decumbens' [unknown]; [ink] 'Endeavours River' [JB]. 368×260/283; 1 sheet of anatomical drawings is pasted onto Parkinson's drawing: pen and pencil *r* [pencil] 'Fructification belonging to Hedyotis decumbens.' [unknown].

FINISHED DRAWING: watercolours *v* [pencil] 'Hedyotis becumbens' [unknown]. 530×355/305.

COPPER PLATE: [DM]; Bacstrom, S. Ms. : 20; Brown, R. Ms. : 3/57. 530×355/305; engraving proof *r* [pencil] 'Hedyotis decumbens' [unknown]; lithograph Britten, J. 1901 *Ill.* : pl. 139; col. engraving 1982 *BF*: pl. 144.

A4/166 IXORA TIMORENSIS Decaisne, *Nouv. Ann. Mus. Hist. nat. Paris* 3: 418 (1834).

SPECIMEN: Endeavour River.

MANUSCRIPT: Solander, D. Pl. Nov. Holl. 3: 421, 438–439 'Ixora suaveolens'; Britten, J. 1901 *Ill.* : 45 *pro descr.*

OUTLINE DRAWING: pencil outlines with colour references [SP]; *v* [pencil] 'Petala white stigma pale green anthera ash colour' [SP]; 'Ixora suaveolens' [unknown]; [ink] 'Endeavours River' [JB]. 545×360/405.

FINISHED DRAWING: watercolours *r* [ink] 'James Miller pinx<sup>t</sup> 1773'; *v* [pencil] 'Ixora suaveolens' [unknown]. 540×360/430.

COPPER PLATE: [WT]; Bacstrom, S. Ms. : 22; Brown, R. Ms. : 3/63. 460×295/410; engraving proof *r* [pencil] 'Ixora suaveolens' [unknown]; lithograph Britten, J. 1901 *Ill.* : pl. 140; col. engraving 1982 *BF*: pl. 145.

A4/167 IXORA QUEENSLANDICA Fosberg, *J. Bot., Lond.* 76: 234 (1938).

SPECIMEN: Bay of Inlets, Thirsty Sound (holotype).

MANUSCRIPT: Solander, D. Pl. Nov. Holl. 2: 165 'Pavetta triflora'; Britten, J. 1901 *Ill.* : 45 *pro descr.*

OUTLINE DRAWING: pencil outlines with colour references [SP]; *r* [pencil] '47' [unknown]; *v* 'The flowers white [[lea stamina]] anthera brown the leaves shining grass green with small prominent veins the under side pale green vein'd with [[lig]] darker' [SP]; 'Pavetta triflora' [unknown]; '128' [unknown]; '3' [unknown]; [ink] 'Thirsty Sound' [JB]. 370×260/255.

FINISHED DRAWING: watercolours *r* [ink] 'James Miller pinxt.'; *v* [pencil] 'Pavetta triflora' [unknown]. 530×360/250.



COPPER PLATE: [JL]; Bacstrom, S. Ms. : 22; Brown, R. Ms. : 3/64. 455×295/245; engraving proof *r* [pencil] 'Pavetta triflora' [unknown]; lithograph Britten, J. 1901 *Ill.* : pl. 141; col. engraving 1982 *BF*: pl. 146.

A4/168 TIMONIUS TIMON (Sprengel) Merrill, *J. Arnold Arbor.* **18**: 131 (1937).

SPECIMEN: Endeavour River.

MANUSCRIPT: Solander, D. Pl. Nov. Holl. **3**: 333–335 'Erithalis arborescens'; Britten, J. 1901 *Ill.* : 45 *pro descr.*

OUTLINE DRAWING: pencil outlines with colour references [SP]; *v* [pencil] 'the flower white.' [SP]; 'Erithalis arborescens' [unknown]; [ink] 'Endeavours River' [JB]. 545×355/430.

FINISHED DRAWING: watercolours *r* [ink] 'James Miller pinxt'; *v* 'Erithalis arborescens' [unknown]; 'Endeavours River' [unknown]. 530×360/445.

COPPER PLATE: [GS]; Bacstrom, S. Ms. : 32; Brown, R. Ms. : 8/195. 460×300/440; engraving proof *r* [pencil] 'Erithalis arborescens' [unknown]; lithograph Britten, J. 1901 *Ill.* : pl. 142; col. engraving 1982 *BF*: pl. 147.

A4/169 SCHYPHIPHORA HYDROPHYLACEA C.F. Gaertner, *Suppl. carp.* : 91, t. 196, f. 2 (1806).

SPECIMEN: Endeavour River.

MANUSCRIPT: Solander, D. Pl. Nov. Holl. **3**: 394–395 'Ixoroides littoralis'; Britten, J. 1901 *Ill.* : 46 *pro descr.*

OUTLINE DRAWING: pencil outlines with colour references [SP]; *v* [pencil] 'Ixoroides littoralis' [unknown]; [ink] 'Endeavours River' [JB]. 540×355/340.

FINISHED DRAWING: watercolours *v* [pencil] 'Ixoroides littoralis' [unknown]; 'Endeavours river' [unknown]. 540×360/385; see Carr, D.J. [Ed.] 1983 pl. 142 p. 152.

COPPER PLATE: [CW]; Bacstrom, S. Ms. : 26; Brown, R. Ms. : 6/148. 460×295/385; engraving proof *r* [pencil] 'Ixoroides littoralis' [unknown]; lithograph Britten, J. 1901 *Ill.* : pl. 143; col. engraving 1982 *BF*: pl. 148.

A4/170 CANTHIUM COPROSMOIDES F. Mueller, *Trans. phil. Inst. Vict.* **3**: 47 (1858).

SPECIMEN: Endeavour River.

MANUSCRIPT: Solander, D. Pl. Nov. Holl. **3**: 437–438 'Lycium biflorum'; Britten, J. 1901 *Ill.* : 46 *pro descr.*

OUTLINE DRAWING: pencil outlines with colour references [SP]; *r* [pencil] '7' [?] [unknown]; *v* 'The petala orange brown edg'd w<sup>t</sup> white stamina turning white stile pale citron the tube at the base greenish.' [SP]; 'Lycium biflorum' [unknown]; 'the same genus as Chiococca cymosa of Otaheite' [unknown]; [ink] 'Endeavours River' [JB]. 370×260/275.

FINISHED DRAWING: watercolours *r* [ink] 'John Frederick Miller pinxt: 1774.'; *v* [pencil] 'Lycium biflorum' [unknown]. 530×350/290.

COPPER PLATE: [CW]; Bacstrom, S. Ms. : 34; Brown, R. Ms. : 9/221. 460×295/290; engraving proof *r* [pencil] 'Lycium biflorum' [unknown]; lithograph Britten, J. 1901 *Ill.* : pl. 144; col. engraving 1982 *BF*: pl. 149.

NOTES: see also Society Islands 1/39.

A4/171 COELOSPERMUM DECIPIENS Baillon, *Bull. mens. Soc. linn. Paris* 1: 218 (1878).

SPECIMEN: 2 sheets, 1 – Endeavour River, Point Lookout, Possession Island, 2 – Bay of Inlets.

MANUSCRIPT: Solander, D. Pl. Nov. Holl. 2: 283–284, 3: 456–457 'Morinda arida'; Britten, J. 1901 *Ill.* : 46 *pro descr.*

OUTLINE DRAWING: pencil outlines with colour references [SP]; *r* [pencil] 'out' [unknown]; '40' [?] [unknown]; *v* The flower, stamina & folia bracteata white tube of the corolla pale green anthera yellow' [SP]; 'Morinda arida' [unknown]; [ink] 'Endeavours River' [JB]. 540×360/410.

FINISHED DRAWING: watercolours *r* [ink] 'James Miller pinx'; *v* [pencil] 'Morinda arida' [unknown]. 540×355/415; see Carr, D.J. [Ed.] 1983 pl. 143 p. 153.

COPPER PLATE: [CW]; Bacstrom, S. Ms. : 32; Brown, R. Ms. : 9/210. 460×295/410; engraving proof *r* [pencil] 'Morinda arida' [unknown]; lithograph Britten, J. 1901 *Ill.* : pl. 145; col. engraving 1982 *BF*: pl. 150.

A4/172 PSYCHOTRIA undescribed species (NESOPHILA auct. non F. Mueller).

SPECIMEN: Endeavour River.

MANUSCRIPT: Solander, D. Pl. Nov. Holl. 3: 371–372 'Psychotria margaritacea'; Britten, J. 1901 *Ill.* : 46 *pro descr.*

OUTLINE DRAWING: pencil outlines with colour references [SP]; *v* [pencil] 'Psychotria margaritacea' [unknown]; [ink] 'Endeavours River' [JB]. 540×360/270.

FINISHED DRAWING: watercolours *r* [ink] 'James Miller pinx'; *v* [pencil] 'Psychotria margaritacea' [unknown]. 515×355/355.

COPPER PLATE: [D]; Bacstrom, S. Ms. : 32; Brown, R. Ms. : 8/183. 460×295/355; engraving proof *r* [pencil] 'Psychotria margaritacea' [unknown]; lithograph Britten, J. 1901 *Ill.* : pl. 146; col. engraving 1982 *BF*: pl. 151.

A4/173 PSYCHOTRIA LONICEROIDES Sieber ex de Candolle, *Prodr.* 4: 523 (1830).

SPECIMEN: 2 sheets, Bay of Inlets.

MANUSCRIPT: Solander, D. Pl. Nov. Holl. 2: 169–170 'Lycioides cymosa'; Britten, J. 1901 *Ill.* : 47 *pro descr.*

OUTLINE DRAWING: pencil outlines with colour references [SP]; *r* [pencil] '16' [unknown]; *v* 'The flowers white' [SP]; 'Lycioides cymosa' '149' [unknown]; [ink] 'Thirsty Sound' [JB]. 465×285/275.

FINISHED DRAWING: watercolours *r* [ink] 'Jn° Cleveley Jun<sup>r</sup> Pinct. 1774.'; *v* [pencil] 'Lycioides cymosa' [unknown]. 535×360/280.

COPPER PLATE: [JG]; Bacstrom, S. Ms. : 46; Brown, R. Ms. : 13/305. 460×295/275; engraving proof *r* [pencil] 'Lycioides cymosa' [unknown]; lithograph Britten, J. 1901 *Ill.* : pl. 147; col. engraving 1982 *BF*: pl. 152.

- A4/174 *MYRMECODIA BECCARII* Hooker, *Bot. Mag.*: t. 6683 (1886).  
 SPECIMEN: \*.  
 MANUSCRIPT: Solander, D. Pl. Nov. Holl. 3: 441–442, 4: 580 'Epidendroides tetrandra'; Britten, J. 1901 *Ill.*: 47 *pro descr.*  
 OUTLINE DRAWING: pencil outlines with colour references [SP]; *v* [pencil] 'Epidendroides 4andra' [unknown]; [ink] 'Endeavours River' [JB]. 545×360/480.  
 FINISHED DRAWING: watercolours *r* [ink] 'John Frederick Miller pinx<sup>t</sup> 1773..'; [pencil] 'too large' [unknown]; *v* 'Epidendroides 4andria' [unknown]; 'Endeavours River' [unknown]. 545×355/420; see Beaglehole, J.C. 1962 2: pl. 27; Carr, D.J. [Ed.] 1983 pl. 145 p. 155.  
 Bacstrom, S. Ms.: 26; lithograph [RM]; Britten, J. 1901 *Ill.*: pl. 148. 485×320/445.  
 NOTES: a lithographic stone was drawn by Robert Morgan for Britten as there was no copper plate.
- A4/175 *OPERCULARIA ASPERA* Gaertner, *Fruct. Sem. pl.* 1: 112, t. 24, f. 4 (1788).  
 SPECIMEN: 2 sheets, Bustard Bay, Botany Bay (isotypes).  
 MANUSCRIPT: Solander, D. Pl. Nov. Holl. 1: 127 'Rubioides angustifolia'; Britten, J. 1901 *Ill.*: 47 *pro descr.*  
 OUTLINE DRAWING: pencil outlines with colour references [SP]; *r* [pencil] '48' [unknown]; *v* 'The buds green tipt w<sup>t</sup> reddish the flowers Citron Colour the capsulæ green calyx persistans [?] stems dark Colour the leaves & stalks fresh green below somewhat glaucus.' [SP]; 'Rubioides angustifolia' [unknown]; '95' [unknown]; [ink] 'Botany Bay' [JB]. 370×260/305.  
 FINISHED DRAWING: watercolours *r* [ink] 'James Miller Del.'; *v* [pencil] 'Rubioides angustifolia' [unknown]. 535×360/360.  
 COPPER PLATE: [D]; Bacstrom, S. Ms.: 26; Brown, R. Ms.: 9/215. 460×295/360; engraving proof *r* [pencil] 'Rubioides angustifolia' [unknown]; lithograph Britten, J. 1901 *Ill.*: pl. 149; col. engraving 1982 *BF*: pl. 153.
- A4/176 *POMAX UMBELLATA* (Gaertner) Solander ex A. Richard, *Mém. Soc. Hist. nat. Paris* 5: 146, t. 13, f. 1 (1834).  
 SPECIMEN: Botany Bay (holotype).  
 MANUSCRIPT: Solander, D. Pl. Nov. Holl. 1: 58–59 'Pomax umbellata'; Britten, J. 1901 *Ill.*: 48 *pro descr.*  
 OUTLINE DRAWING: pencil outlines with colour reference [SP]; *r* [pencil] '1' [?] [unknown]; *v* 'The flowers grass green the operculum ting'd w<sup>t</sup> red. the leaves above – Grass green. a good deal paler below. the stalks ting'd w<sup>t</sup> purple the whole plant cover'd w<sup>t</sup> very fine hair' [SP]; 'Pomax umbellata' [unknown]; '86' [unknown]; [ink] 'Botanists Bay' [JB]. 370×260/235.  
 FINISHED DRAWING: watercolours *r* [ink] 'James Miller pinx<sup>t</sup> 1773.'; 'Pomax umbellata' [unknown]. 525×360/270.  
 COPPER PLATE: [G. Smith]; Bacstrom, S. Ms.: 4; Brown, R. Ms.: 1/5. 460×295/270; engraving proof *r* [pencil] 'Pomax umbellata' [unknown]; lithograph Britten, J. 1901 *Ill.*: pl. 150; col. engraving 1982 *BF*: pl. 154.

- A4/177 **KNOXIA STRICTA** Gaertner, *Fruct. Sem. pl.* **I**: 122, t. 25, f. 8 (1788).  
**SPECIMEN**: Palm Island (isotype).  
**MANUSCRIPT**: Solander, D. Pl. Nov. Holl. **2**: 230–231 ‘Hedyotis disperma’; Britten, J. 1901 *Ill.*: 48 *pro descr.*  
**OUTLINE DRAWING**: pencil outlines with colour references [SP]; *r* [pencil] ‘8’ [unknown]; *v* ‘Hedyotis disperma’ [unknown]; ‘Hedyotis disperma’ [unknown]; ‘169’ [unknown]; [ink] ‘Palm Island’ [JB]. 470×285/325.  
**FINISHED DRAWING**: watercolours *r* [ink] ‘John Frederick Miller pinx<sup>t</sup> 1773.’; *v* [pencil] ‘Hedyotis disperma’ [unknown]. 540×360/375.  
**COPPER PLATE**: [G. Smith]; Bacstrom, S. Ms.: 20; Brown, R. Ms.: 10/240. 460×297/375; engraving proof *r* [pencil] ‘Hedyotis disperma [unknown]’; lithograph Britten, J. 1901 *Ill.*: pl. 151; col. engraving 1982 *BF*: pl. 155.
- A4/178 **BORRERIA** undescribed species (**SPERMACOCE MARGINATA** Bentham).  
**SPECIMEN**: 5 sheets, New South Wales.  
**MANUSCRIPT**: Solander, D. Pl. Nov. Holl. **I**: 122–123, **4**: 588 ‘Spermacoce nodosa’; Britten, J. 1901 *Ill.*: 48 *pro descr.*  
**OUTLINE DRAWING**: pencil outlines with colour references [SP]; *v* [pencil] ‘Spermacoce nodosa’ [unknown]; ‘PF’ [unknown]; [ink] ‘Cape Grafton’ [JB]. 545×365/400.  
**FINISHED DRAWING**: watercolours *v* [pencil] ‘Spermacoce nodosa’ [unknown]. 540×360/435.  
**COPPER PLATE**: [GS]; Bacstrom, S. Ms.: 20; Brown, R. Ms.: 3/59. 460×295/430; engraving proof *r* [pencil] ‘Spermacoce nodosa’ [unknown]; lithograph Britten, J. 1901 *Ill.*: pl. 152; col. engraving 1982 *BF*: pl. 156.

## COMPOSITAE

- A4/179 **ADENOSTEMMA VISCOSUM** Forster, *Char. gen. pl.*: 90 (1755).  
**SPECIMEN**: 2 sheets, Endeavour River.  
**MANUSCRIPT**: Solander, D. Pl. Nov. Holl. **3**: 308 ‘Lavenia glutinosa’.  
**OUTLINE DRAWING**: pencil outlines with colour references [SP]; *r* [pencil] ‘107’ [unknown]; *v* ‘The flower white’ [SP]; ‘Lavenia glutinosa’ [unknown]; [ink] ‘Endeavours River’ [JB]. 540×360/415.  
 Bacstrom, S. Ms.: 114.
- A4/180 **OLEARIA ARGUTA** Bentham, *Fl. austral.* **3**: 487 (1867).  
**SPECIMEN**:\*.  
**MANUSCRIPT**: Solander, D. Pl. Nov. Holl. **4**: 472–473 ‘Aster acclivis’; Britten, J. 1901 *Ill.*: 49 *pro descr.*

OUTLINE DRAWING: pencil outlines with colour references [SP]; *r* [pencil] '171' [unknown]; *v* 'Disk yellow radius pale lilac stalk yellow green. folia calycina grass green in the middle & very pale at the edge leaves above grass green with pale veins below somewhat paler w<sup>3</sup> 3 prominent nerves.' [SP]; 'Aster acclivis' [unknown]; [ink] 'Endeavours River.' [JB]. 370×260/290.

FINISHED DRAWING: watercolours *r* [ink] 'Fred<sup>k</sup> Polydore Nodder. pinx<sup>t</sup> 1779'; 'The leaves narrower' 'The hair finer' 'sharper' [unknown]. 540×360/285.

COPPER PLATE: [DM]; Bacstrom, S. Ms. : 116; Brown, S. Ms. : 23/556. 460×295/290; engraving proof *r* [pencil] 'Aster acclivis' [unknown]; lithograph Britten, J. 1901 *Ill.* : pl. 153; col. engraving 1982 *BF*: pl. 157.

NOTES: the annotations on the finished drawing are corrections which have been incorporated into the engraving.

A4/181 VITTADINIA MACRORHIZA (de Candolle) A. Gray, *Proc. Am. Acad. Arts Sci.* 5: 118 (1861).

SPECIMEN: 2 sheets, Endeavour River.

MANUSCRIPT: Solander, D. Pl. Nov. Holl. 3: 375–376 'Aster hispidulus'; Britten, J. 1901 *Ill.* : 49 *pro descr.*

OUTLINE DRAWING: pencil outlines with colour references [SP]; *r* [pencil] '170' [unknown]; *v* 'Radius white disk yellow stalks & leaves grass green.' [SP]; 'Aster hispidulus' [unknown]; [ink] 'Endeavours River' [JB]. 368×260/255.

FINISHED DRAWING: watercolours *r* [ink] 'Fred<sup>k</sup> Polydore Nodder. pinx<sup>t</sup> 1779'; [pencil] 'sharp' 'Not so many leaves near the top' 'too thick' [unknown]. 545×365/250.

COPPER PLATE: [GS]; Bacstrom, S. Ms. : 116; Brown, R. Ms. : 25/620. 460×300/245; engraving proof *r* [pencil] 'Aster hispidulus' [unknown]; lithograph Britten, J. 1901 *Ill.* : pl. 154; col. engraving 1982 *BF*: pl. 158.

NOTES: the annotations on the finished drawing are corrections which have been incorporated into the engraving.

A4/182 CALOTIS LAPPULACEA Bentham in Endlicher *et al.*, *Enum. pl.* : 60 (1837).

SPECIMEN: 2 sheets, Botany Bay.

MANUSCRIPT: Solander, D. Pl. Nov. Holl. 1: 49–50 'Cotuloides biaristata'; Britten, J. 1901 *Ill.* : 49 *pro descr.*

OUTLINE DRAWING: pencil outlines with colour references [SP]; *r* [pencil] '150' [unknown]; *v* 'The blown florets yellow the unblown orange the leaves grass green the stalks pale green.' [SP]; '20' [unknown]; 'Cotuloides biaristata' [unknown]; [ink] 'Botany Bay' [JB]. 370×260/250.

FINISHED DRAWING: watercolours *r* [ink] 'Fred<sup>k</sup> Polydore Nodder pinx<sup>t</sup> 1780'. 540×360/270.

COPPER PLATE: [DM]; Bacstrom, S. Ms. : 120; Brown, R. Ms. : 29/707 [?]. 460×295/265; engraving proof *r* [pencil] 'D. Mackenzie'; 'Cotuloides biaristata' [unknown]; lithograph Britten, J. 1901 *Ill.* : pl. 155; col. engraving 1982 *BF*: pl. 159.

- A4/183 **PTEROCAULON SPHACELATUM** (Labillardière) Bentham & Hooker ex F. Mueller, *Syst. census Austral. pl.*: 79 (1882).  
 SPECIMEN: 3 sheets, Bay of Inlets.  
 MANUSCRIPT: Solander, D. Pl. Nov. Holl. 2: 218–219 ‘Gnaphalium capitatum’; Britten, J. 1901 *Ill.*: 49 *pro descr.*  
 OUTLINE DRAWING: pencil outlines with colour references [SP]; *r* [pencil] ‘72’ [?] [unknown]; *v* ‘Gnaphalium capitatum’ [unknown]; ‘150’ [unknown]; [ink] ‘Thirsty Sound.’ [JB]. 470×285/365.  
 FINISHED DRAWING: watercolours *r* [ink] ‘Fred<sup>k</sup> Polydore Nodder Pinx<sup>t</sup> 1779’. 545×365/325.  
 COPPER PLATE: [DM]; Bacstrom, S. Ms.: 114; Brown, R. Ms.: 29/705. 460×295/320; engraving proof *r* [pencil] ‘D. Mackenzie’; ‘Gnaphalium capitatum’ [unknown]; lithograph Britten, J. 1901 *Ill.*: pl. 156; col. engraving 1982 *BF*: pl. 160.
- A4/184 **PTEROCAULON SERRULATUM** (Montrouzier) Guillaumin, *Bull. Soc. bot. France* 84: 56 (1937).  
 SPECIMEN: 2 sheets, Bay of Inlets.  
 MANUSCRIPT: Solander, D. Pl. Nov. Holl. 2: 217–218 ‘Gnaphalium redolens’; Britten, J. 1901 *Ill.*: 50 *pro descr.*; 1973 *CF*: pl. 20a *pro descr.*  
 OUTLINE DRAWING: pencil outlines with colour references [SP]; *v* [pencil] ‘The flowers silver colour calicis green the leaves grass green w<sup>f</sup> the-nerves & veins pale green the upper side of the leaves vein’d with dark colour.’ [SP]; ‘3’ [unknown]; ‘145’ [unknown]; ‘Gnaphalium redolens’ [unknown]; [ink] ‘Thirsty Sound.’ [JB]. 470×285/395.  
 FINISHED DRAWING: watercolours *r* [ink] ‘Fred<sup>k</sup> Polydore Nodder. Pinx<sup>t</sup> 1779’. 545×365/345.  
 COPPER PLATE: [GS]; Bacstrom, S. Ms.: 114; Brown, R. Ms.: 24/579. 460×295/340; engraving proof *r* [pencil] ‘Gnaphalium redolens’ [unknown]; lithograph Britten, J. 1901 *Ill.*: pl. 157; engraving 1973 *CF*: pl. 20a; col. engraving 1982 *BF*: pl. 161.
- A4/185 **EPALTES AUSTRALIS** Lessing, *Linnaea* 5: 148 (1830).  
 SPECIMEN: 4 sheets, Endeavour River.  
 MANUSCRIPT: Solander, D. Pl. Nov. Holl. 3: 376 ‘Cotula carpesioides’.  
 OUTLINE DRAWING: pencil outlines with colour references [SP]; *v* [pencil] ‘The flowers pale green the leaves above grass green full of dots the nerve in the middle pale below more glaucous.’ [SP]; ‘Carpesioides’ [unknown]; ‘Cotula carpesioides’ [unknown]; [ink] ‘Endeavours River’ [JB]. 370×265/185.  
 Bacstrom, S. Ms.: 118.
- A4/186 **EPALTES AUSTRALIS** Lessing, *Linnaea* 5: 148 (1830).  
 SPECIMEN: see 185.  
 MANUSCRIPT: Solander, D. Pl. Nov. Holl. 3: 448–449 ‘Cotula rubriflora’; Britten, J. 1901 *Ill.*: 50 *pro descr.*

OUTLINE DRAWING: pencil outlines with colour references [SP]; *v* [pencil] 'The flower claret colour the disk pale brown.' [SP]; 'Cotula Rubriflora' [unknown]; [ink] 'Endeavours River' [JB]. 365×260/175.

FINISHED DRAWING: watercolours *r* [ink] 'Fred<sup>k</sup> Polydore Nodder pinx<sup>t</sup> 1779'. 545×365/285.

COPPER PLATE: [DM]; Bacstrom, S. Ms.: 118; [not in Brown]. 457×295/285; engraving proof *r* [pencil] 'D. Mackenzie'; 'Cotula rubriflora' [unknown]; lithograph Britten, J. 1901 *Ill.*: pl. 158; col. engraving 1982 *BF*: pl. 162.

A4/187 ALLOPTERIGERON FILIFOLIUS (F. Mueller) Dunlop, *J. Adelaide Bot. Gdns* 3 (2): 183 (1981).

SPECIMEN: 2 sheets, Endeavour River.

MANUSCRIPT: Solander, D. Pl. Nov. Holl. 3: 397–398 'Kleinoides subulata'.

OUTLINE DRAWING: pencil outlines with colour references [SP]; *r* [pencil] '172' [unknown]; *v* 'leaves and stalk vivid [[yellow]] green calyx dark grey green white at the border of each foliola' [unknown]; 'Kleinoides subulata' [unknown]; [ink] 'Endeavours River.' [JB]. 370×260/270.

FINISHED DRAWING: watercolours *r* [ink] 'Fred<sup>k</sup> Polydore Nodder pinx<sup>t</sup> 1780'. 545×360/290.

Bacstrom, S. Ms.: 120.

A4/188 WEDELIA SPILANTHOIDES F. Mueller, *Fragm.* 5: 64 (1865).

SPECIMEN: Bustard Bay.

MANUSCRIPT: Solander, D. Pl. Nov. Holl. 1: 151–152 'Silphium angustifolium'; Britten, J. 1901 *Ill.*: 50 *pro descr.*

OUTLINE DRAWING: pencil outlines with colour references [SP]; *r* [pencil] '6' [unknown]; *v* 'The radius bright yellow disk gold Colour the underside of the leaves whitish green with very prominent veins.' [SP]; 'Silphium angustifolium' [unknown]; '140' [unknown]; '3' [unknown]; [ink] 'Botany Bay.' [JB]. 465×285/365.

FINISHED DRAWING: watercolours *r* [ink] 'Fred<sup>k</sup> Polydore Nodder pinx<sup>t</sup> 1780'; [pencil] 'almost round' [unknown]. 545×360/365; see Carr, D.J. [Ed.] 1983 pl. 146 p. 156.

COPPER PLATE: [DM]; Bacstrom, S. Ms.: 118; Brown, R. Ms.: 29/712. 460×300/360; engraving proof; lithograph Britten, J. 1901 *Ill.*: pl. 159; col. engraving 1982 *BF*: pl. 163.

A4/189 WEDELIA BIFLORA (Linnaeus) de Candolle in Wight, *Contr. Bot. India*: 18 (1834).

SPECIMEN: 6 sheets, 1–3 — Botany Bay, Bay of Inlets, 4–5 — Bay of Inlets, 6 — Bay of Inlets, Cape Grafton, Endeavour River, Point Lookout.

MANUSCRIPT: Solander, D. Pl. Nov. Holl. 3: 425–427 'Buphthalmum suaveolens'; Britten, J. 1901 *Ill.*: 50 *pro descr.*

OUTLINE DRAWING: pencil outlines with colour references [SP]; *r* [pencil] '7-12' [?] 'pale' 'sharp' [unknown]; *v* 'The radius pale yellow the Disk deep yellow.' [SP]; 'Bupthalmum suaveolens' [unknown]; [ink] 'Endeavours River' [JB]. 545×365/390.

FINISHED DRAWING: watercolours *r* [ink] 'Fred<sup>k</sup> Polydore Nodder pinx<sup>t</sup> 1779'; '1780' [unknown]; [pencil] 'The Calyx too wide' 'Closely [[sh]] imbricated' 'pointed – the Ends turn'd back' [unknown]. 545×360/385.

COPPER PLATE: [DM]; Bacstrom, S. Ms. : 118; Brown, R. Ms. : 23/553. 460×300/410; engraving proof *r* [pencil] 'Bupthalmum suaveolens' [unknown]; lithograph Britten, J. 1901 *Ill.* : pl. 160; col. engraving 1982 *BF*: pl. 164.

NOTES: the annotations on the finished drawing are corrections which have been incorporated in the engraving.

A4/190 SPILANTHES GRANDIFLORA Turczaninow, *Bull. Soc. Nat. Moscou* 24: 185 (1851).

SPECIMEN: \*.

MANUSCRIPT: Solander, D. Pl. Nov. Holl. 3: 354–356 'Verbesina multiradiata'; Britten, J. 1901 *Ill.* : 51 *pro descr.*

OUTLINE DRAWING: pencil outlines with colour references [SP]; *r* [pencil] '71' [?] [unknown]; '12' [unknown]; *v* 'The radius bright yellow disk gold colour.' [SP]; 'Verbesina multiradiata' [unknown]; '384' [unknown]; 'Endeavour River' [unknown]; [ink] Botany Bay [JB]. 465×285/340.

FINISHED DRAWING: watercolours *r* [ink] 'Fred<sup>k</sup> Polydore Nodder. pinx<sup>t</sup> 1779'. 545×365/350.

COPPER PLATE: [DM]; Bacstrom, S. Ms. : 118; Brown, R. Ms. : 26/642. 460×300/350; engraving proof; lithograph Britten, J. 1901 *Ill.* : pl. 161; col. engraving 1982 *BF*: pl. 165.

A4/191 PHACELLOTHRIX CLADOCHAETA (F. Muller) F. Mueller, *Fragm.* II: 49 (1878).

SPECIMEN: 2 sheets, Endeavour River (isosyntypes).

MANUSCRIPT: Solander, D. Pl. Nov. Holl. 2: 293 'Chrysocoma uniflora'; Britten, J. 1901 *Ill.* : 51.

OUTLINE DRAWING: pencil outlines with colour references [SP]; *r* [pencil] '169' [unknown]; *v* 'Chrysocoma uniflora' [unknown]; [ink] 'Endeavours River.' [JB]. 365×260/280.

FINISHED DRAWING: watercolours *r* [ink] 'Fred<sup>k</sup> Polydore Nodder. Pinx<sup>t</sup> 1779'; [pencil] 'no distinct hairs' [unknown]. 540×360/310.

COPPER PLATE: [DM]; Bacstrom, S. Ms. : 114; Brown, R. Ms. : 23/562. 460×300/315; engraving proof *r* [pencil] 'Chrysocoma uniflora' [unknown]; lithograph Britten, J. 1901 *Ill.* : pl. 162; col. engraving 1982 *BF*: pl. 166.



A4/192 *HELICHRYSUM BRACTEATUM* (Ventenat) Andrews, *Bot. repos.* 6: t. 428 (*vide* t. 375) (1805) *sensu lato*.

SPECIMEN: 2 sheets, Bay of Inlets.

MANUSCRIPT: Solander, D. Pl. Nov. Holl. 1: 155–156 'Xeranthemum aureum'; Britten, J. 1901 *Ill.*: 51 *pro descr.*; 1973 *CF*: pl. 21a *pro descr.*

OUTLINE DRAWING: pencil outlines with colour references [SP]; *r* [pencil] 'much darker' 'yellow' [unknown]; *v* 'The leaves grass green vein'd w<sup>t</sup> lighter. the under side of the leaves glaucous the middle rib & stalks pale green the upper part of the stalks nex the flower cover'd wt [?]' [SP]; 'Xeranthea aureum' [unknown]; '115' [unknown]; 'aureum' [unknown]; [ink] 'Bustard Bay.' [JB]. 545×360/460.

FINISHED DRAWING: watercolours *r* [ink] 'Fred<sup>k</sup> Polydore Nodder. Pinx<sup>t</sup> 1779'; [pencil] 'Stems too slender' [unknown]. 545×360/445; see Carr, D.J. [Ed.] 1983 pl. 147 p. 156.

COPPER PLATE: \* [DM]; Bacstrom, S. Ms.: 114; Brown, R. Ms.: 23/56. 460×295/410; engraving proof *r* [pencil] 'Xeranthemum aureum' [unknown]; lithograph Britten, J. 1901: pl. 163; engraving 1973 *CF*: pl. 21a.

NOTES: the annotation on the finished drawing is a correction which has been incorporated into the engraving.

A4/193 *HELICHRYSUM BRACTEATUM* (Ventenat) Andrews, *Bot. repos.* 6: t. 428 (*vide* t. 375) (1805).

SPECIMEN: 2 sheets, Endeavour River.

MANUSCRIPT: Solander, D. Pl. Nov. Holl. 4: 568–570 'Xeranthemoides fulgidum'; Britten, J. 1901 *Ill.*: 51 *pro descr.*; 1973 *CF*: pl. 21 *pro descr.*

OUTLINE DRAWING: pencil outlines with colour references [SP]; *v* [pencil] 'Xeranthemoides fulgida' [unknown]; [ink] 'Bustard Bay' [JB]. 540×360/300.

FINISHED DRAWING: watercolours *r* [ink] 'Fred<sup>k</sup> Polydore Nodder' pinx<sup>t</sup> 1780'; [pencil] 'orange' 'lemon' 'flat' 'Hairs very short' [unknown]. 540×360/340; see Beaglehole, J.C. 1962 2: pl. 19.

COPPER PLATE: [GS]; Bacstrom, S. Ms.: 120; Brown, R. Ms.: 26/647. 460×300/340; engraving proof *r* [pencil] 'Xeranthemoides fulgida' [unknown]; lithograph Britten, J. 1901 *Ill.*: pl. 164; engraving 1973 *CF*: pl. 21; col. engraving 1982 *BF*: pl.: 167.

A4/194 *HELICHRYSUM ELATUM* A. Cunningham ex de Candolle, *Prodr.* 6: 193 (1838).

SPECIMEN: 2 sheets, Bay of Inlets.

MANUSCRIPT: Solander, D. Pl. Nov. Holl. 2: 219–220 'Xeranthemoides candida'; Britten, J. 1901 *Ill.*: 52 *pro descr.*

OUTLINE DRAWING: pencil outlines with colour references [SP]; *r* [pencil] '168' [unknown]; *v* 'The radius white the blown flowers of the disk yellow the rest of the disk brownish white, the leaves fresh green cover'd w<sup>t</sup> a wooly substance on the edge & underside' [SP]; '134' [unknown]; 'Xeranthemoides candida' [unknown]; [ink] 'Thirsty Sound' [JB]. 370×260/270.

FINISHED DRAWING: watercolours *r* [ink] 'Fred<sup>k</sup> Polydore Nodder, pinx<sup>t</sup> 1780'.  
540×360/285.

COPPER PLATE: [GS]; Bacstrom, S. Ms. : 120; Brown, R. Ms. : 29/706 [?].  
460×295/285; engraving proof *r* [pencil] 'G = Sibelius'; 'Xeranthemoides Candida'  
[unknown]; lithograph Britten, J. 1901 *Ill.* : pl. 165; col. engraving 1982 *BF*: pl. 168.

A4/195 *HELICHRYSUM COLLINUM* de Candolle, *Prodr.* 6: 190 (1838).

SPECIMEN: 2 sheets, Endeavour River, Bustard Bay.

MANUSCRIPT: Solander, D. Pl. Nov. Holl. 1: 156–158 'Xeranthemoides croceam'.

OUTLINE DRAWING: pencil outlines with colour references [SP]; *v* [pencil] 'The Disk  
bright golden yellow calyx pale tawny yellow the leaves grass green stalk somewhat paler  
& Woolly.' [SP]; '135' [unknown]; 'Xeranthemoides crocea' [unknown]; [ink]  
'Bustard Bay.' [JB]. 465×285/325.

Bacstrom, S. Ms. : 120.

A4/196 *HELICHRYSUM RUPICOLA* de Candolle, *Prodr.* 6: 190 (1838).

SPECIMEN: Cape Grafton.

MANUSCRIPT: Solander, D. Pl. Nov. Holl. 2: 266–267 'Xeranthemoides lutescens';  
Britten, J. 1901 *Ill.* : 52 *pro descr.*

OUTLINE DRAWING: pencil outlines with colour references [SP]; *r* [pencil] '71' [?]  
[unknown]; *v* 'the flowers bright yellow that which is not fully blown ting'd in the  
middle w<sup>t</sup> green the folia calacinæ pale brown.' [SP]; 'R' [unknown]; '188'  
[unknown]; 'Xeranthemoides lutescens' [unknown]; [ink] 'Bustard Bay.' [JB].  
465×285/325.

FINISHED DRAWING: watercolours *r* [ink] 'Fred<sup>k</sup> Polydore Nodder, pinx<sup>t</sup> 1780'.  
540×360/320.

COPPER PLATE: [DM]; Bacstrom, S. Ms. : 120; Brown, R. Ms. : 29/706 [?]; 2  
engraving proofs: 1 – unfinished state *r* [pencil] 'D. Mackenzie'; 'Xeranthemoides  
lutescens.' [unknown]; lithograph Britten, J. 1901 *Ill.* : pl. 166; col. engraving 1982  
*BF*: pl. 169.

A4/197 *GYNURA PSEUDOCINA* (Linnaeus) de Candolle, *Prodr.* 6: 299 (1838).

SPECIMEN: 2 sheets, Bustard Bay.

MANUSCRIPT: Solander, D. Pl. Nov. Holl. 1: 143–145 'Cacalia pilosiuscula';  
Britten, J. 1901 *Ill.* : 52 *pro descr.*

OUTLINE DRAWING: pencil outlines with colour references [SP]; *r* [pencil] '151'  
[unknown]; *v* 'The flowers bright golden yellow' [SP]; 'Cacalia pilosiuscula'  
[unknown]; '107' [unknown]; [ink] 'Bustard Bay' [JB]. 365×260/240.

FINISHED DRAWING: watercolours *r* [ink] 'Fred<sup>k</sup> Polydore Nodder. Pinx<sup>t</sup> 1779'.  
545×360/240.

COPPER PLATE: [DM]; Bacstrom, S. Ms. : 114; Brown, R. Ms. : 23/563. 460×295/  
240; engraving proof *r* [pencil] 'Cacalia pilosiuscula' [unknown]; lithograph Britten,  
J. 1901 *Ill.* : pl. 167; col. engraving 1982 *BF*: pl. 170.

## STYLIDIACEAE

A5/198 *STYLIDIUM GRAMINIFOLIUM* Swartz ex Willdenow, *Sp. pl. ed. 4*, 4: 146 (1805).

SPECIMEN: 3 sheets, Botany Bay.

MANUSCRIPT: Solander, D. Pl. Nov. Holl. 1: 11–12, 45–46, 60 'Lobeliastrum tetrapetalum'; Britten, J. 1901 *Ill.*: 52 *pro descr.*

OUTLINE DRAWING: pencil outlines with colour references [SP]; *r* [pencil] 'crimson' 'red' 'brown red' 'pale red purple' 'red' 'green' 'ting<sup>d</sup> w<sup>t</sup> red' 'green' 'red' [unknown]; *v* 'The leaves grass green stalk a yellow green.' [SP]; '72' [unknown]; 'Lobeliastrum 4 petalum' [unknown]; [ink] 'Botany Bay.' [JB]. 465×285/425.

FINISHED DRAWING: watercolours *r* [ink] 'Fred<sup>k</sup> Polydore Nodder, pinx<sup>t</sup> 1780'; [pencil] 'not bent' [unknown]. 545×365/440.

COPPER PLATE: [DM]; Bacstrom, S. Ms.: 124; Brown, R. Ms.: 26/649. 460×300/440; engraving proof *r* [pencil] 'Lobeliastrum tetrapetalum' [unknown]; lithograph Britten, J. 1901 *Ill.*: pl. 168; col. engraving 1982 *BF*: pl. 171.

A5/199 *STYLIDIUM ALSINOIDES* R. Brown, *Prodr.*: 572 (1810).

SPECIMEN: 2 sheets, 1 – Endeavour River (holotype).

MANUSCRIPT: Solander, D. Pl. Nov. Holl. 3: 317–318 'Lobelinum alsinoides'; Britten, J. 1901 *Ill.*: 53 *pro descr.*

OUTLINE DRAWING: pencil outlines with colour references [SP]; *v* [pencil] 'Flower white, leaves, stalk & calyx fresh green' [SP]; 'Lobelinum alsinoides' [unknown]; [ink] 'Endeavours River' [JB]. 370×265/200.

FINISHED DRAWING: watercolours *r* [ink] 'Fred<sup>k</sup> Polydore Nodder pinx<sup>t</sup> 1780'; [pencil] 'The Stem angular' [unknown]; 'Leaves pointed' [unknown]. 545×365/220.

COPPER PLATE: [DM]; Bacstrom, S. Ms.: 124; Brown, R. Ms.: 24/594. 450×300/220; engraving proof *r* [pencil] 'Lobelinum alsinoides' [unknown]; lithograph Britten, J. 1901 *Ill.*: pl. 169; col. engraving 1982 *BF*: pl. 172.

A5/200a *STYLIDIUM ROTUNDIFOLIUM* R. Brown, *Prodr.*: 571 (1810).

SPECIMEN: Endeavour River.

MANUSCRIPT: Solander, D. Pl. Nov. Holl. 2: 280–281, 4: 503–504 'Lobeliastrum latifolium'; Britten, J. 1901 *Ill.*: 53 *pro descr.*

OUTLINE DRAWING: pencil outlines with colour references [SP]; *r* [pencil] '174[?]' [unknown]; *v* 'Lobeliastrum latifol' [unknown]; [ink] 'Endeavours River' [JB]. 370×260/80.

FINISHED DRAWING: watercolours *r* [ink] 'Fred<sup>k</sup> Polydore Nodder. pinx<sup>t</sup> 1780'; [pencil] 'Calyx obtuse' [unknown]. 545×365/85.

COPPER PLATE: [DM]; Bacstrom, S. Ms.: 124; Brown, R. Ms.: 24/590. 460×300/90; engraving proof *r* [pencil] 'Lobeliastrum latifolium' [unknown]; lithograph Britten, J. 1901 *Ill.*: pl. 170A [together with 170B and 170C]; col. engraving 1982 *BF*: pl. 173.

A5/200b *STYLIDIUM ULIGINOSUM* Swartz ex Willdenow, *Magazin Ges. naturf. Fr. Berl.* **1**: 52, 57, f. 4 (1807).

SPECIMEN: 2 sheets, Endeavour River.

MANUSCRIPT: Solander, D. Pl. Nov. Holl. **3**: 458 'Lobeliastrum tenellum'; Britten, J. 1901 *Ill.*: 53 *pro descr.*

OUTLINE DRAWING: pencil outlines with colour references [SP]; *v* [pencil] 'The flowers white stalk & leaves reddish green.' [SP]; 'Lobeliastrum tenellum pygmaeum album' [unknown]; [ink] 'Endeavours River.' [JB]. 370×265/80.

FINISHED DRAWING: watercolours *r* [ink] 'Fred<sup>k</sup> Polydore Nodder pinx<sup>t</sup> 1780'; [pencil] 'Calyx too broad & 4. leaved' [unknown]. 545×365/85.

COPPER PLATE: [DM]; Bacstrom, S. Ms.: 124; Brown, R. Ms.: 24/592. 460×295/85; engraving proof *r* [pencil] 'Lobeliastrum tenellum' [unknown]; lithograph Britten, J. 1901 *Ill.*: pl. 170B [together with 170A and 170C]; col. engraving 1982 *BF*: pl. 174.

A5/  
200b† *STYLIDIUM* species.

SPECIMEN: \*.

MANUSCRIPT: Solander, D. Pl. Nov. Holl. **3**: 458 'Lobeliastrum tenellum'.

OUTLINE DRAWING: pencil outlines with colour references [SP]; *v* [pencil] 'Lobeliastrum tenellum' [unknown]; 'Ferle [?] pygmaeum album (tenellum)' [unknown]; [ink] 'Endeavours River' [JB]. 370×265/120.

Bacstrom, S. Ms.: 124.

A5/200c *STYLIDIUM PEDUNCULATUM* R. Brown, *Prodr.*: 571 (1810).

SPECIMEN: 2 sheets, 1 – Endeavour River (holotype).

MANUSCRIPT: Solander, D. Pl. Nov. Holl. **4**: 523–524, 528–529 'Lobeliastrum pedunculatum'; Britten, J. 1901 *Ill.*: 53 *pro descr.*

OUTLINE DRAWING: pencil outlines with colour references [SP]; *r* [pencil] '177' [unknown]; *v* 'The flowers red w<sup>t</sup> a cast of green leaves grass green main stalk red.' [SP]; 'Lobeliastrum pedunculatum' [unknown]; [ink] 'Endeavours River' [JB]. 370×263/85.

FINISHED DRAWING: watercolours *r* [ink] 'Fred<sup>k</sup> Polydore Nodder pinx<sup>t</sup> 1780'; [pencil] 'hairs only on the Edges' 'emarginated' 't in 3' [unknown]. 545×365/90.

COPPER PLATE: [DM]; Bacstrom, S. Ms.: 124; Brown, R. Ms.: 24/593. 460×300/90; engraving proof *r* [pencil] 'Lobeliastrum pedunculatum' [unknown]; lithograph Britten, J. 1901 *Ill.*: pl. 170C [together with 170A & 170B]; col. engraving 1982 *BF*: pl. 175.

## GOODENIACEAE

- A5/201 *LECHENAULTIA FILIFORMIS* R. Brown, *Prodr.*: 581 (1810).  
 SPECIMEN: Endeavour River.  
 MANUSCRIPT: Solander, D. Pl. Nov. Holl. 3: 409–411, 447 ‘*Lobelia filiformis*’; Britten, J. 1901 *Ill.*: 54 *pro descr.*  
 OUTLINE DRAWING: pencil outlines with colour references [SP]; *r* [pencil] ‘1607’ [?] [unknown]; ‘serrated lower crispates’ [unknown]; ‘tube yellowish’ [unknown]; *v* ‘Capsula green.’ [SP]; ‘*Lobelia filiformis*’ [unknown]; [ink] ‘Endeavours River’ [JB]. 370×265/255.  
 FINISHED DRAWING: watercolours *r* [ink] ‘Fred<sup>k</sup> Polydore Nodder Pinx: 1782’. 500×330/300.  
 COPPER PLATE: [DM, ‘1783’]; Bacstrom, S. Ms.: 118; Brown, R. Ms.: 28/697. 460×295/280; engraving proof; lithograph Britten, J. 1901 *Ill.*: pl. 171; col. engraving 1982 *BF*: pl. 176.
- A5/202 *VELLEIA PARADOXA* R. Brown, *Prodr.*: 580 (1810).  
 SPECIMEN: 2 sheets, Bustard Bay.  
 MANUSCRIPT: Solander, D. Pl. Nov. Holl. 1: 111–112 ‘*Lobelioides supera*’; Britten, J. 1901 *Ill.*: 54 *pro descr.*  
 OUTLINE DRAWING: pencil outlines with colour references [SP]; *r* [pencil] ‘161’ [unknown]; *v* ‘the flower yellow turn’ deeper at the base of the petals the nerves on the outside ting’d w<sup>t</sup> purple the stile pale purple bud white the capsula pale green the leaves [[&]], stalk & calyx grass green ting’d w<sup>t</sup> purple.’ [SP]; ‘*Lobelioides supera*’ [unknown]; ‘100’ [unknown]; [ink] ‘Bustard Bay’ [JB]. 370×265/285.  
 FINISHED DRAWING: watercolours *r* [ink] ‘Fred<sup>k</sup> Polydore Nodder Pinx: 1780’. 545×365/315; see Carr, D.J. [Ed.] 1983 pl. 148 p. 157.  
 COPPER PLATE: [DM]; Bacstrom, S. Ms.: 120; Brown, R. Ms.: 25/622. 460×300/310; engraving proof *r* [pencil] ‘*Lobelioides supera*’ [unknown]; lithograph Britten, J. 1901 *Ill.*: pl. 172; col. engraving 1982 *BF*: pl. 177.
- A5/203 *VELLEIA PUBESCENS* R. Brown, *Prodr.*: 581 (1810).  
 SPECIMEN: 2 sheets, Bay of Inlets.  
 MANUSCRIPT: Solander, D. Pl. Nov. Holl. 2: 173–174 ‘*Lobelioides ambigua*’; Britten, J. 1901 *Ill.*: 54 *pro descr.*  
 OUTLINE DRAWING: pencil outlines with colour references [SP]; *r* [pencil] ‘162’ [unknown]; *v* ‘The flowers yellow the calyx green ting’d w<sup>t</sup> red. the leaves above grass green the nerve very pale the underside of the leaves somewhat paler.’ [SP]; ‘3’ [unknown]; ‘32’ [unknown]; ‘*Lobelioides ambigua*’ [unknown]; [ink] ‘Thirsty Sound’ [JB]. 370×260/235.  
 FINISHED DRAWING: watercolours *r* [ink] ‘Fred<sup>k</sup> Polydore Nodder Pinx: 1780’; [pencil] ‘all the leaves of the Calyx are flat’ ‘flat & 3 Teeth’ ‘3 Teeth’ ‘hairy’ [unknown]. 545×365/250.

COPPER PLATE: [DM, '1781']; Bacstrom, S. Ms. : 120; Brown, R. Ms. : 28/698. 450×295/245; engraving proof; lithograph Britten, J. 1901 *Ill.*: pl. 173; col. engraving 1982 *BF*: pl. 178.

A5/204 GOODENIA OVATA Smith, *Trans. Linn. Soc. Lond.* 2: 347 (1794).

SPECIMENS: 2 sheets, Botany Bay.

MANUSCRIPT: Solander, D. Pl. Nov. Holl. I: 14 'Lobelia rigida'; Britten, J. 1901 *Ill.*: 54 *pro descr.*

OUTLINE DRAWING: pencil outlines with colour references [SP]; *r* [pencil] '152' [?] [unknown]; *v* 'The flower yellow. the leaves a fresh green & the stalks the same the under side of the leaves somewhat glaucous.' [SP]; '80' [?] [unknown]; 'Lobelia rigida' [unknown]; [ink] 'Botany Bay' [JB]. 370×265/295.

FINISHED DRAWING: watercolours *r* [ink] 'Fred<sup>k</sup> Polydore Nodder Pinx<sup>t</sup> 1782'; [pencil] 'too thick' [unknown]. 500×330/345.

COPPER PLATE: [GS, '1783']; Bacstrom, S. Ms. : 120; Brown, R. Ms. : 28/[?]. 460×300/340; engraving proof *r* [pencil] 'G Sibelius'; 'Lobelia rigida' [unknown]; lithograph Britten, J. 1901 *Ill.*: pl. 174; col. engraving 1982 *BF*: pl. 179.

A5/205 GOODENIA ROTUNDIFOLIA R. Brown, *Prodr.*: 576 (1810).

SPECIMEN: Bustard Bay.

MANUSCRIPT: Solander, D. Pl. Nov. Holl. I: 116–117 'Lobelia rotundifolia'; Britten, J. 1901 *Ill.*: 55 *pro descr.*

OUTLINE DRAWING: pencil outlines with colour references [SP]; *v* [pencil] 'The flower pale yellow nerve in the middle ting'd w<sup>t</sup> green all the petala except for the middle ting'd w<sup>t</sup> purple the stigma dirty purple & a border of white stile [?] stalks & leaves grass green somewhat glaucous [?] [SP]; '122' [unknown]; 'Lobelia rotundifolia' [unknown]; [ink] 'Bustard Bay' [JB]. 370×265/330.

FINISHED DRAWING: watercolours *r* [ink] 'Fred<sup>k</sup> Polydore Nodder Pinx<sup>t</sup> 1782'. 500×330/315.

COPPER PLATE: [DM]; Bacstrom, S. Ms. : 120; Brown, R. Ms. : 28/[?]. 465×300/170; [no engraving proof]; lithograph Britten, J. 1901 *Ill.*: pl. 175; col. engraving 1982 *BF*: pl. 180.

A5/206 GOODENIA PANICULATA Smith, *Trans. Linn. Soc. Lond.* 2: 348 (1794).

SPECIMEN: 2 sheets, Botany Bay.

MANUSCRIPT: Solander, D. Pl. Nov. Holl. I: 51–52 'Lobelia lutea'; Britten, J. 1901 *Ill.*: 55 *pro descr.*

OUTLINE DRAWING: pencil outlines with colour references [SP]; *v* [pencil] 'The flower yellow the nerves somewhat tawny. & on the underside purple brown the Stile the same the tube dirty citron colour. the stalks stain'd w<sup>t</sup> purple leaves fresh green.' [SP]; '25' [unknown]; 'Lobelia lutea' [unknown]; [ink] 'Botany Bay.' [JB]. 470×285/405.

FINISHED DRAWING: watercolours *r* [ink] 'Fred<sup>k</sup> Polydore Nodder. Pinx<sup>t</sup> 1783'. 500×330/385.

COPPER PLATE: [GS, '1783']; Bacstrom, S. Ms. : 120; Brown, R. Ms. : 28/[?].  
460×300/380; engraving proof *r* [pencil] 'G.<sup>d</sup> Sibelius'; 'Lobelia lutea' [unknown];  
lithograph Britten, J. 1901 *Ill.* : pl. 176; col. engraving *BF* 1982: pl. 181.

A5/207a GOODENIA PUMILIO R. Brown, *Prodr.* : 579 (1810).

SPECIMEN: 2 sheets, Endeavour River (holotype).

MANUSCRIPT: Solander, D. Pl. Nov. Holl. 4: 534–535, 552–553 'Lobelia humilis';  
Britten, J. 1901 *Ill.* : 55 *pro descr.*

OUTLINE DRAWING: pencil outlines with colour references [SP]; *v* [pencil] 'The  
leaves pale herbaceous green the flowers dark red purple' [SP]; 'Lobelia humilis'  
[unknown]; [ink] 'Endeavours River' [JB]. 370×265/40.

FINISHED DRAWING: watercolours *r* [ink] 'Fred<sup>k</sup> Polydore Nodder Pinx<sup>t</sup> 1782'.  
520×340/50.

COPPER PLATE: [GS, '1783']; Bacstrom, S. Ms. : 118; Brown, R. Ms. : 28/[?].  
460×300/50; engraving proof *r* [pencil] 'Sibelius'; 'Lobelia humilis' [unknown];  
lithograph Britten, J. 1901 *Ill.* : pl. 177A [together with 177B]; col. engraving 1982  
*BF*: pl. 182.

A5/207b CALOGYNE PILOSA R. Brown, *Prodr.* : 579 (1810).

SPECIMEN: Endeavour River.

MANUSCRIPT: Solander, D. Pl. Nov. Holl. 3: 419–420 'Lobelia pumilis'; Britten, J.  
1901 *Ill.* : 55 *pro descr.*

OUTLINE DRAWING: pencil outlines with colour references [SP]; *r* [pencil] '8'  
[unknown]; *v* 'Petala pale buff colour the nerve in the middle deeper & lin'd w<sup>t</sup> purple  
leaves pale grass green a little hairy the vein in the middle ting'd w<sup>t</sup> purple' [SP];  
'Lobelia pumilis' [unknown]; [ink] 'Endeavours River' [JB]. 370×265/65.

FINISHED DRAWING: watercolours *r* [ink] 'Fred<sup>k</sup> Polydore Nodder. pinx<sup>t</sup> 1783'.  
500×330/150.

COPPER PLATE: [DM]; Bacstrom, S. Ms. : 118; Brown, R. Ms. : 28/695. 460×300/  
140; engraving proof *r* [pencil] 'D.. Mackenzie'; 'Lobelia pumilis' [unknown];  
lithograph Britten, J. 1901 *Ill.* : pl. 177B [together with 177A]; col. engraving 1982  
*BF*: pl. 183.

A5/208 SCAEVOLA SERICEA Vahl, *Symb. Bot.* 2: 37 (1791).

SPECIMEN: 2 sheets, 1 – Palm Island.

MANUSCRIPT: Solander, D. Pl. Nov. Holl. 2: 237–239 'Lobelia plumieri'.

OUTLINE DRAWING: pencil outlines with colour references [SP]; *r* [pencil] '19' [?]  
[unknown]; *v* 'The flowers white a little ting'd w<sup>t</sup> dirty green at the base stile green  
stigma white the nerves below pale green border'd with brown the fruit white.' [SP];  
'Lobelia Plumieri' [unknown]; '174' [unknown]; [ink] 'Palm Island' [JB]. 545×345/  
465.

Bacstrom, S. Ms. : 118.

- A5/209 *SCAEVOLA RAMOSISSIMA* (Smith) K. Krause in Engler, *Pflanzenr.* 4 (277a): 141 (1912).  
 SPECIMEN: 2 sheets, Botany Bay.  
 MANUSCRIPT: Solander, D. Pl. Nov. Holl. Systematic Index 4: 42 [index entry only, no description] 'Lobelia Barbatula'.  
 OUTLINE DRAWING: pencil outlines with colour references [SP]; *v* [pencil] 'The flower elegant violet colour not very dark. the bottom of the petala Straw, the side petala stain'd & strip'd w<sup>t</sup> purple the stile pale purple & very hairy The leaves & stalk grass green somewhat pale [?]' [SP]; '76' [unknown]; 'Lobelia barbatula' [unknown]; [ink] 'Botany Bay' [JB]. 370×265/285.  
 Bacstrom, S. Ms.: 120.
- A5/210 *SCAEVOLA CALENDULACEA* (Kennedy) Druce, *Rep. botl Soc. Exch. Club Br. Isl.* 1916: 644 (1917).  
 SPECIMEN: 2 sheets, Bustard Bay.  
 MANUSCRIPT: Solander, D. Pl. Nov. Holl. I: 137 'Lobelia suaveolens'; Britten; J. 1901 *Ill.*: 56 *pro descr.*  
 OUTLINE DRAWING: pencil outlines with colour references [SP]; *v* [pencil] 'the flowers pale ultramarine blue the base of the Petala dirty straw colour stamina white stile dirty purple buds greenish white lin'd w<sup>t</sup> blue.' [SP]; '97' [unknown]; 'Lobelia suaveolens' [unknown]; [ink] 'Bustard Bay' [JB]. 370×265/290.  
 FINISHED DRAWING: watercolours *r* [ink] 'F. Polydore Nodder Pinx<sup>t</sup> 1782'. 500×330/250.  
 COPPER PLATE: [GS, '1783']; Bacstrom, S. Ms.: 120; Brown, R. Ms.: 28/690. 460×300/250; 2 engraving proofs: 1 – *r* [pencil] 'G<sup>d</sup> Sibelius'; 'Lobelia suaveolens' [unknown]; lithograph Britten, J. 1901 *Ill.*: pl. 178; col. engraving 1982 *BF*: pl. 184.
- A5/211 *SCAEVOLA CALENDULCEA* (Kennedy) Druce, *Rep. botl Soc. Exch. Club Br. Isl.* 1916: 644 (1917).  
 SPECIMEN: 2 sheets, Botany Bay.  
 MANUSCRIPT: Solander, D. Pl. Nov. Holl. I: 54 'Lobelia barbata'; [no description in Britten].  
 OUTLINE DRAWING: pencil outlines with colour references [SP]; *r* [pencil] '67' [unknown]; *v* 'The corolla a pale ultramarine blue [[fading]] turning into a whitish green which goes to the bottom a few dark stripes running from the petala into it the stile sordid purple the small stamina white the anthera yellow The leaves & calica a fresh green [[entirely]] cover'd w<sup>t</sup> [[very small]] hair the stalk here & there stain'd w<sup>t</sup> purple.' [SP]; '12' [unknown]; 'barbata' [unknown]; 'Lobelia barbata' [unknown]; [ink] 'Botany Bay.' [JB]. 275×470/155.  
 FINISHED DRAWING: watercolours *r* [ink] 'Fred<sup>k</sup> Polydore Nodder pinx<sup>t</sup> 1782'. 500×330/190.  
 COPPER PLATE: [GS]; Bacstrom, S. Ms.: 120; Brown, R. Ms.: 28/[?]. 460×300/185; engraving proof *r* [pencil] 'G<sup>d</sup> Sibelius'; 'Lobelia barbata' [unknown]; [not in Britten]; col. engraving 1982 *BF*: pl. 185.



## STYLIDIACEAE

A5/212 *STYLIDIUM FISSILOBUM* F. Mueller, *Fragm.* 1: 154 (1859).

SPECIMEN: \*.

MANUSCRIPT: Solander, D. Pl. Nov. Holl. 3: 430–432 'Lobeliastrum amoenum'; [no description in Britten].

OUTLINE DRAWING: pencil outlines with colour references [SP]; *r* [pencil] 'no specimen' [unknown]; *v* 'petala pale crimson white at the base & then mark'd w<sup>t</sup> red the stile green. the leaves purplish green' [SP]; 'Lobeliastrum amoenum' [unknown]; [ink] 'Endeavours River' [JB]. 370×265/185.

FINISHED DRAWING: watercolours *r* [ink] 'Fred<sup>k</sup> Polydore Nodder pinx<sup>t</sup> 1780'; [pencil] 'pointed' [unknown]. 540×365/180.

COPPER PLATE: [DM]; Bacstrom, S. Ms. : 124; Brown, R. Ms. : 24/591. 460×300/180; engraving proof *r* [pencil] 'Lobeliastrum amoenum' [unknown]; [not in Britten]; col. engraving 1982 *BF*: pl. 186.

## GOODENIACEAE

A5/213 *DAMPIERA STRICTA* R. Brown, *Prodr.* : 589 (1810).

SPECIMEN: 2 sheets, Botany Bay.

MANUSCRIPT: Solander, D. Pl. Nov. Holl. 1: 51 'Lobelia scabrosa'.

OUTLINE DRAWING: pencil outlines with colour references [SP]; *r* [pencil] '65' [unknown]; 'This drawing is not of Lobelia scabrosa (Goodonia ramosissima Smith) but of another plant, specimens of which were mixed with those of scabrosa, and which is Goodenia stricta Smith Browne' [unknown]; *v* 'the petala a middling ultramarine blue the base of each petala pale Gold colour the stalks & leaves a dark grass green the underside somewhat paler.' [SP]; '78' [unknown]; 'Lobelia scabrosa' [unknown]; [ink] 'Botany Bay' [JB]. 470×275/430.

Bacstrom, S. Ms. : 120.

## CAMPANULACEAE

A5/214 *LOBELIA DENTATA* Cavanilles, *Icon.* 6 (1): 14, t. 522 (1800).

SPECIMEN: 2 sheets, Botany Bay.

MANUSCRIPT: Solander, D. Pl. Nov. Holl. 1: 13–14 'Lobelia azurea'; Britten, J. 1901 *Ill.* : 56 *pro descr.*

OUTLINE DRAWING: pencil outlines with colour references [SP]; *r* [pencil] 'little shorter' [unknown]; *v* 'The flower a delicate ultramarine the base of the petala white. The upperside of the Calyx ting'd w<sup>t</sup> dirty purple the stalk & leaves grass green.' [SP]; 'Lobelia azure' [unknown]; '77' [unknown]; [ink] 'Botany Bay.' [JB]. 470×275/430.

FINISHED DRAWING: watercolours *r* [ink] 'Fred<sup>k</sup> Polydore Nodder Pinx<sup>t</sup> 1782'. 500×330/435.

COPPER PLATE: [DM, '1783']; Bacstrom, S. Ms. : 118; Brown, R. Ms. : 28/689. 460×295/430; engraving proof *r* [pencil] 'D. Mackenzie'; 'Lobelia azurea' [unknown]; lithograph Britten, J. 1901 *Ill.* : pl. 179; col. engraving 1982 *BF*: pl. 187.

A5/215 LOBELIA GRACILIS Andrews, *Bot. repos.* 5: t. 340 (1803).

SPECIMEN: 2 sheets, Botany Bay.

MANUSCRIPT: Solander, D. Pl. Nov. Holl. Systematic Index 4: 42 [index entry only, no description] 'Lobelia dilatata'.

OUTLINE DRAWING: pencil outlines with colour references [SP]; *r* [pencil] '6' [?] [unknown]; *v* 'The corolla a delicate ultramarine turning into a purple on the tube the base of the petala white w<sup>t</sup> spots of yellow green. the calyx stain'd w<sup>t</sup> purple the leaves a grass green the stalks a yellow green the peduncule ting'd w<sup>t</sup> purple.' [SP]; '79' [unknown]; 'Lobelia dilatata' [unknown]; [ink] 'Botany Bay.' [JB]. 470×285/385.

FINISHED DRAWING: watercolours *r* [ink] 'Fred<sup>k</sup> Polydore Nodder. pinx<sup>t</sup>. 1783'. 500×330/430.

Bacstrom, S. Ms. : 120.

A5/216 LOBELIA MEMBRANACEA R. Brown, *Prodr.* : 563 (1810).

SPECIMEN: 2 sheets, 1 – Bustard Bay (holotype).

MANUSCRIPT: Solander, D. Pl. Nov. Holl. 1: 118 'Lobelia caerulea'; Britten, J. 1901 *Ill.* : 56 *pro descr.*

OUTLINE DRAWING: pencil outlines with colour references [SP]; *r* [pencil] '156' [unknown]; *v* 'Caerulea' [unknown]; 'Lobelia caerulea' [unknown]; 'The flowers blue not very dark w<sup>t</sup> a cast of purple the three lower petala white at the base the leaves & stalk a fresh grass green the leaves white below.' [SP]; '96' [unknown]; [ink] 'Bustard Bay' [JB]. 270×375/80.

FINISHED DRAWING: watercolours *r* [ink] 'Fred<sup>k</sup> Polydore Nodder pinx<sup>t</sup>. 1782'. 500×330/85.

COPPER PLATE: [DM]; Bacstrom, S. Ms. : 120; Brown, R. Ms. : 28/[?]. 460×300/80; [no engraving proof]; lithograph Britten, J. 1901 *Ill.* : pl. 180; col. engraving 1982 *BF*: pl. 188.

A5/217 PRATIA PURPURASCENS (R. Brown) E. Wimmer in Engler & Diels, *Pflanzenr.* 4 (276b): 764 (1953).

SPECIMEN: 2 sheets, Botany Bay.

MANUSCRIPT: Solander, D. Pl. Nov. Holl. 1: 13 'Lobelia albiflora'; Britten, J. 1901 *Ill.* : 56 *pro descr.*

OUTLINE DRAWING: pencil outlines with colour references [SP]; *v* [pencil] 'The flower white tube pale purple leaves & stalks a fresh green w<sup>t</sup> prominent veins. the underside staid w<sup>t</sup> purple & vein'd w<sup>t</sup> green' [SP]; '18' [unknown]; 'purpurascens' [unknown]; 'Lobelia albiflora' [unknown]; [ink] 'Botany Bay' [JB]. 370×265/185.

FINISHED DRAWING: watercolours *r* [ink] 'Fred<sup>k</sup> Polydore Nodder pinx<sup>t</sup>. 1782'. 500×330/215.

COPPER PLATE: [GS, '1783']; Bacstrom, S. Ms. : 118; Brown, R. Ms. : 28/[?]. 460×300/215; engraving proof *r* [pencil] 'G Sibelius'; 'Lobelia albiflora' [unknown]; lithograph Britten, J. 1901 *Ill.* : pl. 181; col. engraving 1982 *BF*: pl. 189.

- A5/218 WAHLENBERGIA COMMUNIS Carolin, *Proc. Linn. Soc. N.S.W.* **89**: 237 (1965).  
 SPECIMEN: 2 sheets, Endeavour River.  
 MANUSCRIPT: Solander, D. Pl. Nov. Holl. **4**: 531–533 ‘Campanula simplicicaulis’; Britten, J. 1901 *Ill.*: 56 *pro descr.*  
 OUTLINE DRAWING: pencil outlines with colour references [SP]; *r* [pencil] ‘166’ [unknown]; *v* ‘Flower pale mamarine blue calyx stalks & leaves fresh green the stalk & leaves above & below thinly set w<sup>t</sup> very small white hairs.’ [SP]; ‘Campanula simplicicaulis’ [unknown]; [ink] ‘Endeavours River.’ [JB]. 540×350/440.  
 FINISHED DRAWING: watercolours *r* [ink] ‘James Miller pinx:† 1774.’; *v* [pencil] ‘Campanula simplici’ [unknown]. 535×350/450.  
 COPPER PLATE: [WT]; Bacstrom, S. Ms.: 30; Brown, R. Ms.: 5/105. 460×300/430; engraving proof *r* [pencil] ‘Campanula simplicicaulis’ [unknown]; lithograph Britten, J. 1901 *Ill.*: pl. 182; col. engraving 1982 *BF*: pl. 190.

## EPACRIDACEAE

- A5/219 STYPHELIA VIRIDIS Andrews, *Bot. repos.* **5**: t. 312 (1803).  
 SPECIMEN: 2 sheets, Botany Bay.  
 MANUSCRIPT: Solander, D. Pl. Nov. Holl. **1**: 26, 31 ‘Lisianthoides viridiflora’; Britten, J. 1901 *Ill.*: 57 *pro descr.*  
 OUTLINE DRAWING: pencil outlines with colour references [SP]; *v* [pencil] ‘The flowers & calyx a pale green the Stamina greenish white the anthera a dark red brown.’ [SP]; ‘Lisianthoides viridiflora’ [unknown]; ‘36’ [unknown]; [ink] ‘Botany Bay’ [JB]. 370×265/260.  
 FINISHED DRAWING: watercolours *r* [ink] ‘James Miller Pinxt. 1774’; *v* [pencil] ‘Lisianthoides viridiflora’ [unknown]; ‘Botany Bay’ [unknown]. 535×345/345.  
 COPPER PLATE: [G. Smith]; Bacstrom, S. Ms.: 44; Brown, R. Ms.: 11/253. 460×295/350; engraving proof *r* [pencil] ‘Lisianthus viridiflora’ [unknown]; lithograph Britten, J. 1901 *Ill.*: pl. 183; col. engraving 1982 *BF*: pl. 191.
- A5/220 ASTROLOMA PINIFOLIUM (R. Brown) Bentham, *Fl. austral.* **4**: 159 (1868).  
 SPECIMEN: 2 sheets, Botany Bay.  
 MANUSCRIPT: Solander, D. Pl. Nov. Holl. **1**: 33 ‘Ericastrum tenuifolium’; Britten, J. 1901 *Ill.*: 57 *pro descr.*  
 OUTLINE DRAWING: pencil outlines with colour references [SP]; *r* [pencil] ‘green yellowish at the Point.’ ‘scarlet turning into yellow’ [SP]; ‘56’ [unknown]; *v* ‘Ericastrum tenuifolium’ [unknown]; ‘N<sup>o</sup>:2 Erici’ [unknown]; [ink] ‘Botany Bay’ [JB]. 370×265/305.  
 FINISHED DRAWING: watercolours *r* [ink] ‘John Frederick Miller del. pinx:† 1774’; *v* [pencil] ‘Ericastrum tenuifolium’ [unknown]. 520×300/295.

COPPER PLATE: [G. Smith]; Bacstrom, S. Ms. : 44; Brown, R. Ms. : 10/250. 460×295/295; engraving proof *r* [pencil] 'Ericastrum tenuifolium' [unknown]; lithograph Britten, J. 1901 *Ill.* : pl. 184; col. engraving 1982 *BF*: pl. 192.

A5/221 LEUCOPOGON VIRGATUS (Labillardière) R. Brown, *Prodr.* : 543 (1810).

SPECIMEN: Botany Bay.

MANUSCRIPT: Solander, D. Pl. Nov. Holl. 1: 52 'Barbatula imbricata'; Britten, J. 1901 *Ill.* : 57 *pro descr.*

OUTLINE DRAWING: pencil outlines with colour references [SP]; *v* [pencil] 'Barbatula imbricata' [unknown]; '41' [unknown]; [ink] 'Botany Bay' [JB]. 365×260/270.

FINISHED DRAWING: watercolours *r* [ink] 'John Frederick Miller pinxt 1774.'; *v* [pencil] 'Barbatula imbricata' [unknown]; 'Botany Bay' [unknown]. 530×350/275.

COPPER PLATE: [G. Smith]; Bacstrom, S. Ms. : 44; Brown, R. Ms. : 10/246. 460×295/275; engraving proof *r* [pencil] 'Barbatula imbricata' [unknown]; lithograph Britten, J. 1901 *Ill.* : pl. 185; col. engraving 1982 *BF*: pl. 193.

A5/222 LEUCOPOGON ERICOIDES (Smith) R. Brown, *Prodr.* : 543 (1810).

SPECIMEN: 3 sheets, Botany Bay.

MANUSCRIPT: Solander, D. Pl. Nov. Holl. 1: 47–48 'Barbatula patens'; Britten, J. 1901 *Ill.* : 57 *pro descr.*

OUTLINE DRAWING: pencil outlines with colour references [SP]; *r* [pencil] '4' [?] [unknown]; *v* 'The corolla white & very hairy the buds tip w<sup>t</sup> crimson at the base pale green the leaves dark grass green the Stalks a sordid brown' [SP]; 'Barbatula patens' [unknown]; '33' [unknown]; [ink] 'Botany Bay' [JB]. 370×265/285.

FINISHED DRAWING: watercolours *r* [ink] 'James Miller Pinxt.'; *v* [pencil] 'Barbatula patens' [unknown]; 'Botany Bay' [unknown]. 520×340/295.

COPPER PLATE: [DM]; Bacstrom, S. Ms. : 44; Brown, R. Ms. : 10/245. 460×295/295; engraving proof *r* [pencil] 'Barbatula patens' [unknown]; lithograph Britten, J. 1901 *Ill.* : pl. 186; col. engraving 1982 *BF*: pl. 194.

A5/223 LEUCOPOGON RUSCIFOLIUS R. Brown, *Prodr.* : 545 (1810).

SPECIMEN: Endeavour River (holotype).

MANUSCRIPT: Solander, D. Pl. Nov. Holl. 2: 288–289 'Lagerioides ruscifolia'; Britten, J. 1901 *Ill.* : 58 *pro descr.*

OUTLINE DRAWING: pencil outlines with colour references [SP]; *r* [pencil] '72' [?] [unknown]; *v* 'The flower white & covered on the inside w<sup>t</sup> down' [SP]; 'Lagerioides ruscifolia' [unknown]; [ink] 'Endeavours River' [JB]. 370×265/290.

FINISHED DRAWING: watercolours *r* [ink] 'Jn.<sup>o</sup> Cleveley Jun<sup>r</sup>. Pinct. 1774.'; *v* [pencil] 'Lagerioides ruscifolia' [unknown]. 525×355/285.

COPPER PLATE: [JG]; Bacstrom, S. Ms. : 46; Brown, R. Ms. : 13/310. 460×295/285; engraving proof *r* [pencil] 'Lagerioides ruscifolia' [unknown]; lithograph Britten, J. 1901 *Ill.* : pl. 187; col. engraving 1982 *BF*: pl. 195.

- A5/224 *LEUCOPOGON LEPTOSPERMOIDES* R. Brown, *Prodr.*: 546 (1810).  
 SPECIMEN: 2 sheets, Endeavour River.  
 MANUSCRIPT: Solander, D. Pl. Nov. Holl. 3: 369–370 ‘*Laugerioides arborescens*’; Britten, J. 1901 *Ill.*: 58 *pro descr.*  
 OUTLINE DRAWING: pencil outlines with colour references [SP]; *r* [pencil] ‘73’ [unknown]; *v* ‘Flowers white leaves grass green stalk sordid brown.’ [SP]; ‘*Laugerioides arborescens*’ [unknown]; [ink] ‘Endeavours River’ [JB]. 365×265/195.  
 FINISHED DRAWING: watercolours *r* [ink] ‘Jn:° Cleveley Jun: Pinct 1774’; *v* [pencil] ‘*Laugerioides Arborescens*’ [unknown]; ‘Endeavour River’ [unknown]. 535×355/240.  
 COPPER PLATE: [DM]; Bacstrom, S. Ms.: 46; Brown, R. Ms.: 13/311. 460×295/235; engraving proof *r* [pencil] ‘*Laugerioides arborescens*’ [unknown]; lithograph Britten, J. 1901 *Ill.*: pl. 188; col. engraving 1982 *BF*: pl. 196.
- A5/225 *EPACRIS LONGIFLORA* Cavanilles, *Icon.* 4 (1): 25, t. 344 (1797).  
 SPECIMEN: 3 sheets, Botany Bay.  
 MANUSCRIPT: Solander, D. Pl. Nov. Holl. 1: 26–27, 34 ‘*Eriacstrum pulcherrimum*’; Britten, J. 1901 *Ill.*: 58 *pro descr.*  
 OUTLINE DRAWING: pencil outlines with colour references [SP]; *r* [pencil] ‘11’ [unknown]; ‘carmine’ ‘white’ [unknown]; *v* ‘The leaves grass green something pale below the Calyx pale green ting’d w<sup>t</sup> red.’ [SP]; ‘*Eriacstrum pulcherrimum*’ [unknown]; ‘70’ [unknown]; [ink] ‘Botany Bay’ [JB]. 470×285/355.  
 FINISHED DRAWING: watercolours *r* [ink] ‘James. Miller Pinxt.’; *v* [pencil] ‘*Eriacstrum pulcherrimum*’ [unknown]; ‘Botany Bay’ [unknown]. 530×345/375; see Carr, D.J. [Ed.] 1983 pl. 149 p. 158.  
 COPPER PLATE: [CW]; Bacstrom, S. Ms.: 44; Brown, R. Ms.: 12/297. 460×295/375; engraving proof *r* [pencil] ‘*Eriacstrum pulcherrimum*’ [unknown]; lithograph Britten, J. 1901 *Ill.*: pl. 189; col. engraving 1982 *BF*: pl. 197.
- A5/226 *EPACRIS MICROPHYLLA* R. Brown, *Prodr.*: 550 (1810).  
 SPECIMEN: 2 sheets, Botany Bay.  
 MANUSCRIPT: Solander, D. Pl. Nov. Holl. 1: 73 ‘*Diapensioides reflexa*’; Britten, J. 1901 *Ill.*: 58 *pro descr.*  
 OUTLINE DRAWING: pencil outlines with colour references [SP]; *r* [pencil] ‘10’ [unknown]; *v* ‘The flowers white leaves grass green, stalk reddish brown.’ [SP]; ‘*Diapensioides reflexa*’ [unknown]; ‘52’ [unknown]; [ink] ‘Botany Bay’ [JB]. 470×285/415.  
 FINISHED DRAWING: watercolours *r* [ink] ‘James Miller Pinxt.’; *v* [pencil] ‘*Diapensioides reflexa*’ [unknown]; ‘Botany Bay’ [unknown]. 525×345/425.  
 COPPER PLATE: [DM]; Bacstrom, S. Ms.: 44; Brown, R. Ms.: 10/248. 460×295/420; engraving proof *r* [pencil] ‘*Diapensioides reflexa*’ [unknown]; lithograph Britten, J. 1901 *Ill.*: pl. 190; col. engraving 1982 *BF*: pl. 198.

- A5/227 *WOOLLSIA PUNGENS* (Cavanilles) F. Mueller, *Fragm.* 9:48 (1875).  
 SPECIMEN: Botany Bay.  
 MANUSCRIPT: Solander, D. Pl. Nov. Holl. 1:76–77 ‘*Diapensioides odorata*’; Britten, J. 1901 *Ill.*: 59 *pro descr.*  
 OUTLINE DRAWING: pencil outlines with colour references [SP]; *r* [pencil] ‘52’ [?]; *v* ‘The flowers white the buds pale green the leaves fresh green Stalk sordid brown.’ [SP]; ‘*Diapensioides odorata*’ [unknown]; ‘58’ [unknown]; [ink] ‘Botany Bay’ [JB].  
 370×260/300.  
 FINISHED DRAWING: watercolours *r* [ink] ‘John Frederick Miller del. pinx<sup>t</sup> 1774’; *v* [pencil] ‘*Diapensioides odorata*’ [unknown]. 530×340/315.  
 COPPER PLATE: [JG]; Bacstrom, S. Ms.: 44; Brown, R. Ms.: 10/249. 460×295/320; engraving proof *r* [pencil] ‘*Diapensioides odorata*’ [unknown]; lithograph Britten, J. 1901 *Ill.*: pl. 191; col. engraving 1982 *BF*: pl. 199.

## PLUMBAGINACEAE

- A5/228 *LIMONIUM AUSTRALE* (R. Brown) Kunze, *Revis. gén. pl.*: 394–6 (1891).  
 SPECIMEN: Bustard Bay, Bay of Inlets.  
 MANUSCRIPT: Solander, D. Pl. Nov. Holl. 1:129–130 ‘*Statice exaltata*’.  
 OUTLINE DRAWING: pencil outlines with colour references [SP]; *v* [pencil] ‘*Statice exaltata*’ [unknown]; ‘119’ [unknown]; [ink] ‘Bustard Bay.’ [JB]. 540×350/445.  
 FINISHED DRAWING: watercolours *r* [ink] ‘James. Miller pinxt. 1774’; *v* [pencil] ‘*Statice exaltata*’ [unknown]; ‘Bustard Bay’ [unknown]. 535×350/455.  
 [Not in Bacstrom].

## MYRSINACEAE

- A5/229 *RAPANEA URCEOLATA* (R. Brown) Mez in Engler, *Pflanzenr.* 4 (236): 356 (1902).  
 SPECIMEN: 3 sheets, Endeavour River (holotype).  
 MANUSCRIPT: Solander, D. Pl. Nov. Holl. 2:298 ‘*Gouanoides glaberrima*’; Britten, J. 1901 *Ill.*: 59 *pro descr.*  
 OUTLINE DRAWING: pencil outlines with colour references [SP]; *r* [pencil] ‘7’ [unknown]; *v* ‘The flow white parted into 4.’ [SP]; ‘*Gouanoides glaberrima*’ [unknown]; ‘367’ [unknown]; [ink] ‘Endeavours River’ [JB]. 470×290/400.  
 FINISHED DRAWING: watercolours *v* ‘*Gouanoides glaberrima*’ [unknown]; ‘Endeavours River’ [unknown]. 535×355/370.  
 COPPER PLATE: [G. Smith]; Bacstrom, S. Ms.: 26; Brown, R. Ms.: 9/201. 455×295/370; engraving proof *r* [pencil] ‘*Gouanoides glaberrima*’ [unknown]; lithograph Britten, J. 1901 *Ill.*: pl. 192; col. engraving 1982 *BF*: pl. 200.

- A5/230 *AEGICERAS CORNICULATUM* (Stock'm) Blanco, *Fl. Filip.*: 79 (1837).  
 SPECIMEN: 1 sheet, Endeavour River.  
 MANUSCRIPT: Solander, D. Pl. Nov. Holl. 3: 395–396 'Rhizophora umbellata'.  
 OUTLINE DRAWING: pencil outlines with colour references [SP]; *r* [pencil] '36' [unknown]; *v* 'The flowers white, calyx pale green, anthera pale brown.' [SP]; 'Rhizophora umbellata' [unknown]; '49' [unknown]; [ink] 'Endeavours River' [JB]. 470×285/395.  
 FINISHED DRAWING: watercolours *v* [pencil] 'Endeavours River' [unknown]. 540×360/395; see Beaglehole, J.C. 1962 2: pl. 30. Bacstrom, S. Ms.: 80.
- A5/231 *AEGICERAS CORNICULATUM* (Stock'm) Blanco, *Fl. Filip.*: 79 (1837).  
 SPECIMEN: Botany Bay.  
 MANUSCRIPT: Solander, D. Pl. Nov. Holl. 1: 45, 66 'Rhizophora corniculata'.  
 OUTLINE DRAWING: pencil outlines with colour references [SP]; *v* [pencil] 'The flowers white stile crimson' [SP]; 'Rhizophora corniculata' [unknown]; [ink] 'Botany Bay' [JB]. 540×360/330. Bacstrom, S. Ms.: 80.

## SAPOTACEAE

- A5/232 *PLANCHONELLA OBOVATA* (R. Brown) Pierre, *Not. bot.*: 36 (1890).  
 SPECIMEN: Endeavour River (holotype).  
 MANUSCRIPT: Solander, D. Pl. Nov. Holl. 3: 377, 4: 541 'Rhamnoides obtusifolia'; Britten, J. 1901 *Ill.*: 59 *pro descr.*  
 OUTLINE DRAWING: pencil outlines with colour references [SP]; *v* [pencil] 'Rhamnoides obtusifolia' [unknown]; [ink] 'Endeavours River' [JB]. 545×360/375.  
 FINISHED DRAWING: watercolours *r* [ink] 'James. Miller Pinxt 1774'; *v* [pencil] 'Rhamnoides obtusifolia' [unknown]; 'Endeavours River' [unknown]. 530×355/415; see Carr, D.J. [Ed.] 1983 pl. 150 p. 159.  
 COPPER PLATE: [G. Smith]; Bacstrom, S. Ms.: 46; Brown, R. Ms.: 12/299. 460×300/395; engraving proof *r* [pencil] 'Rhamnoides obtusifolia' [unknown]; lithograph Britten, J. 1901 *Ill.*: pl. 193; col. engraving 1982 *BF*: pl. 201.
- A5/233 *MANILKARA KAUKI* (Linnaeus) Dubard, *Annls Inst. bot-géol. Marseille*, sér. 3, 3: 9 (1915).  
 SPECIMEN: Lizard Island.  
 MANUSCRIPT: Solander, D. Pl. Nov. Holl. 2: 191–193, 4: 617–618 'Mimusops Kauki'; Britten, J. 1901 *Ill.*: 59 *pro descr.*  
 OUTLINE DRAWING: pencil outlines with colour references [SP]; *r* [pencil] '26' [unknown]; *v* 'The flowers white the buds & outer calyx brown green the inner calyx whitish green.' [SP]; 'Mimusops Kauki' [unknown]; '152' [unknown]; [ink] 'Thirsty Sound' [JB]. 470×285/370.

FINISHED DRAWING: watercolours *r* [ink] 'John Frederick Miller pinx<sup>t</sup> 1775.'; *v* [pencil] 'Mimusops Cauki' [unknown]; 'T. Sound' [unknown]. 540×350/365.

COPPER PLATE: [DM]; Bacstrom, S. Ms. : 60; Brown, R. Ms. : 16/377. 460×295/370; engraving proof *r* [pencil] 'Mimusops Cauki' [unknown]; lithograph Britten, J. 1901 *Ill.* : pl. 194; col. engraving 1982 *BF*: pl. 202.

## OLEACEAE

A5/234 JASMINUM VOLUBILE Jacquin, *Pl. hort. schoenbr.* 3: 39, t. 321 (1798).

SPECIMEN: Bay of Inlets.

MANUSCRIPT: Solander, D. Pl. Nov. Holl. 2: 174–175 'Jasminum [[simplicifolium]] lucidum'; Solander, D. Slip Catalogue I: 249–252; Britten, J. 1901 *Ill.* : 60 *pro descr.*

OUTLINE DRAWING: pencil outlines with colour references [SP]; *r* [pencil] '3' [unknown]; *v* 'The flowers white stile pale yellow green the leaves a vivid grass green faintly vein'd w<sup>t</sup> lighter the underside of the leaves paler very faintly vein'd with dark green the young stalks green turning brown when old the tube of the corralae stained brown.' [SP]; 'Jasminum integrifolium' [unknown]; '140' [unknown]; [ink] 'Thirsty Sound' [JB]. 470×285/385.

FINISHED DRAWING: watercolours *r* [ink] 'James. Miller pinx<sup>t</sup>: 1773.'. 540×355/390.

COPPER PLATE: [CW]; Bacstrom, S. Ms. : 6; Brown, R. Ms. : 1/6. 460×295/395; engraving proof *r* [pencil] 'Jasminum lucidum' [unknown]; lithograph Britten, J. 1901 *Ill.* : pl. 195; col. engraving 1982 *BF*: pl. 203.

A5/235 OLEA PANICULATA R. Brown, *Prodr.* : 523 (1810).

SPECIMEN: 2 sheets, Bay of Inlets.

MANUSCRIPT: Solander, D. Pl. Nov. Holl. I: 162, 4: 487–488 'Ligustrum arboreum'; Solander, D. Slip Catalogue I: 297–299; Britten, J. 1901 *Ill.* : 60 *pro descr.*

OUTLINE DRAWING: pencil outlines with colour references [SP]; *v* [pencil] 'The flowers white stamina brownish yellow buds ting'd w<sup>t</sup> green stalks pale green leaves a vivid shining grass green above much paler below w<sup>t</sup> very fine veins. the old stalks grey brown.' [SP]; '141' [unknown]; 'Ligustrum arboreum' [unknown]; '3' [unknown]; [ink] 'Thirsty Sound' [JB]. 470×285/385.

FINISHED DRAWING: watercolours *r* [ink] 'James Miller pinx<sup>t</sup> 1773'. 540×360/385.

COPPER PLATE: [M]; Bacstrom, S. Ms. : 6; Brown, R. Ms. : 1/14. 460×295/385; engraving proof *r* [pencil] 'Ligustrum arboreum' [unknown]; lithograph Britten, J. 1901 *Ill.* : pl. 196; col. engraving 1982 *BF*: pl. 204.

A5/236 CHIONANTHUS AXILLARIS R. Brown, *Prodr.* : 523 (1810).

SPECIMEN: 2 sheets, Endeavour River (holotype).

MANUSCRIPT: Solander, D. Pl. Nov. Holl. 4: 487–488 'Phillyrea [[Ligustrum]] arbore[[um]]a'; Solander, D. Slip Catalogue I: 301–304; Britten, J. 1901 *Ill.* : 60 *pro descr.*



OUTLINE DRAWING: pencil outlines with colour references [SP]; *v* [pencil] 'The flowers white' [SP]; 'Phillyrea arborea' [unknown]; [ink] 'Endeavours River' [JB]. 545×350/420.

FINISHED DRAWING: watercolours *r* [ink] 'John Frederick Miller pinx:<sup>t</sup> 1773.'. 535×355/435.

COPPER PLATE: [GS]; Bacstrom, S. Ms. : 6; Brown, R. Ms. : 1/15. 460×295/430; engraving proof *r* [pencil] 'Phyllirea arborea' [unknown]; lithograph Britten, J. 1901 *Ill.* : pl. 197; col. engraving 1982 *BF*: pl. 205.

## APOCYNACEAE

A5/237 *ALYXIA SPICATA* R. Brown, *Prodr.* : 470 (1810).

SPECIMEN: 5 sheets, 1–4 — Endeavour River, 5 — Cape Grafton, Endeavour River.

MANUSCRIPT: Solander, D. Pl. Nov. Holl. 2: 254–255 'Galaxa salicifolia'; Britten, J. 1901 *Ill.* : 60 *pro descr.*

OUTLINE DRAWING: pencil outlines with colour references [SP]; *r* [pencil] '194' [?]; *v* 'the flowers & calyx greenish white. the buds pale green' [SP]; 'Galaxa salicifolia' [unknown]; 'R' [unknown]; '183' [unknown]; [ink] 'Cape Grafton' [JB]. 540×345/455.

FINISHED DRAWING: watercolours *r* [ink] 'John Frederick Miller Pinx:<sup>t</sup> 1774.'. *v* [pencil] 'Galaxa salicifolia' [unknown]. 525×350/445; see Carr, D.J. [Ed.] 1983 pl. 151 p. 160.

COPPER PLATE: [D]; Bacstrom, S. Ms. : 36; Brown, R. Ms. : 9/217. 460×295/440; engraving proof *r* [pencil] 'Alyxia salicifolia' [unknown]; lithograph Britten, J. 1901 *Ill.* : pl. 198; col. engraving 1982 *BF*: pl. 206.

A5/238 *ALYXIA SPICATA* R. Brown, *Prodr.* : 470 (1810).

SPECIMEN: Endeavour River.

MANUSCRIPT: Solander, D. Pl. Nov. Holl. 3: 440, 448 'Galaxa subspicata'; [no description in Britten].

OUTLINE DRAWING: pencil outlines with colour references [SP]; *r* [pencil] '28' [unknown]; *v* 'The petala white the tube orange the buds yellow the base being orange the fruit when ripe lemon colour w<sup>t</sup> a cast of brown.' [SP]; 'Galaxa subspicata' [unknown]; [ink] 'Endeavours River' [JB]. 540×345/420.

FINISHED DRAWING: watercolours *r* [ink] 'James Miller Pinxt'; *v* [pencil] 'Galaxa subspicata' [unknown]. 535×350/435.

COPPER PLATE: [G. Smith]; Bacstrom, S. Ms. : 36; Brown, R. Ms. : 9/218. 460×295/430; engraving proof *r* [pencil] 'Alyxia subspicata' [unknown]; [not in Britten]; col. engraving 1982 *BF*: pl. 207.

A5/239 *ERYTAMIA ORIENTALIS* (R. Brown) Turrill, *J. Proc. Linn. Soc. Bot.* 43: 32 (1915).

SPECIMEN: 2 sheets, Endeavour River, Point Lookout.

MANUSCRIPT: Solander, D. Pl. Nov. Holl. 3: 417–419 'Tabernaemontana citrifolia'.

OUTLINE DRAWING: pencil outlines with colour references [SP]; *r* [pencil] '38' [unknown]; *v* 'Flower white faux[?] yellow. tube pale citron colour buds more or less green accord<sup>g</sup> to their age. leaves dark grass green above w<sup>t</sup> yellow green veins below fresh green w<sup>t</sup> prominent veins fruit yellow + orange' [SP]; 'Tabernemontana citrifolia' [unknown]; [ink] 'Endeavours River' [JB]. 540×355/335.

FINISHED DRAWING: watercolours *r* [ink] 'John Frederick Miller. Pinx<sup>t</sup> 1774.'; *v* [pencil] 'Tabernemontana citrifolia' [unknown]. 525×355/380.  
Bacstrom, S. Ms. : 36.

A5/240 PARSONSIA VELUTINA R. Brown, *Prodr.* : 466 (1810).

SPECIMEN: 2 sheets, Endeavour River.

MANUSCRIPT: Solander, D. Pl. Nov. Holl. 3: 428–430 'Echites viridiflora'; Britten, J. 1901 *Ill.* : 61 *pro descr.*

OUTLINE DRAWING: pencil outlines with colour references [SP]; *r* [pencil] '30' [unknown]; *v* 'Echites viridiflora' [unknown]; [ink] 'Endeavours River' [JB]. 540×345/435.

FINISHED DRAWING: watercolours *r* [ink] 'James Miller pinx<sup>t</sup>'; [pencil] 'outside hairy' [unknown]; 'hairy' [unknown]; *v* 'Echites viridiflora' [unknown]. 535×355/445.

COPPER PLATE: [GS]; Bacstrom, S. Ms. : 36; Brown, R. Ms. : 7/156. 460×295/450; engraving proof *r* [pencil] 'Echites viridiflora' [unknown]; lithograph Britten, J. 1901 *Ill.* : pl. 199; col. engraving 1982 *BF*: pl. 208.

## ASCLEPIADACEAE

A5/241 SARCOSTEMMA AUSTRALE R. Brown, *Prodr.* : 463 (1810).

SPECIMEN: Bustard Bay, Bay of Inlets, Palm Island, Cape Grafton, Endeavour River, Point Lookout.

MANUSCRIPT: Solander, D. Pl. Nov. Holl. 3: 416–417, 460–461 'Cynanchum aphyllum'; Britten, J. 1901 *Ill.* : 61 *pro descr.*

OUTLINE DRAWING: pencil outlines with colour references [SP]; *r* [pencil] '15' [unknown]; *v* 'Cynanchum aphyllum' [unknown]; '394' [unknown]; [ink] 'Endeavours River' [JB]. 470×285/370.

FINISHED DRAWING: watercolours *v* [pencil] 'Cynanchum aphyllum' [unknown]; 'End: Riv.' [unknown]. 530×360/430; see Carr, D.J. [Ed.] 1983 pl. 154 p. 162.

COPPER PLATE: [FC]; Bacstrom, S. Ms. : 38; Brown, R. Ms. : 6/131. 460×295/430; engraving proof *r* [pencil] 'Cynanchum aphyllum' [unknown]; lithograph Britten, J. 1901 *Ill.* : pl. 200; col. engraving 1982 *BF*: pl. 209.

A5/242 *CYNANCHUM ERUBESCENS* R. Brown, *Mem. Wernerian nat. Hist. Soc.* **I**: 45 (1811).

SPECIMENS: 2 sheets, 1 – Endeavour River.

MANUSCRIPT: Solander, D. Pl. Nov. Holl. **3**: 322–324 ‘Cynanchum macrocarpon’; Britten, J. 1901 *Ill.*: 61 *pro descr.*

OUTLINE DRAWING: pencil outlines with colour references [SP]; *r* [pencil] ‘29’ [unknown]; *v* ‘The buds green ting’d at the points w<sup>t</sup> purple, stalks & fruit pale fresh green leaves grass green w<sup>t</sup> fine veins of lighter below. white green nerves prominent veins dark green.’ [SP]; ‘Cynanchum macrocarpum’ [unknown]; ‘Endeavour’ [unknown]; [ink] ‘Endeavours River’ [JB]. 545×360/375.

FINISHED DRAWING: watercolours *r* [ink] ‘John Frederick Miller pinx<sup>t</sup>: 1774.’; *v* [pencil] ‘Cynanchum microcarpa’ [unknown]. 530×350/440.

COPPER PLATE: [JG]; Bacstrom, S. Ms.: 38; Brown, R. Ms.: 6/130. 460×295/435; engraving proof *r* [pencil] ‘Cynanchum macrocarpum’ [unknown]; lithograph Britten, J. 1901 *Ill.*: pl. 201; col. engraving 1982 *BF*: pl. 210.

A5/243 *DISCHIDIA NUMMULARIA* R. Brown, *Prodr.*: 461 (1810).

SPECIMENS: 2 sheets, Endeavour River (1 – genus holotype).

MANUSCRIPT: Solander, D. Pl. Nov. Holl. **3**: 407–408, 454, **4**: 575–576 ‘Asclepiadea nummularia’; Britten, J. 1901 *Ill.*: 62 *pro descr.*

OUTLINE DRAWING: pencil outlines with colour references [SP]; *r* [pencil] ‘70’ [?] [unknown]; *v* ‘Asclepiadea nummularia’ [unknown]; [ink] ‘Endeavours River’ [JB]. 275×370/65.

FINISHED DRAWING: watercolours *r* [ink] ‘John Frederick Miller pinx<sup>t</sup>: 1774.’; *v* [pencil] ‘Asclepiadea nummularia’ [unknown]; ‘End. R—’ [unknown]. 360×540/65.

COPPER PLATE: [G. Smith]; Bacstrom, S. Ms.: 44; Brown, R. Ms.: 11/255. 460×300/65; engraving proof *r* [pencil] ‘Asclepioides numularia’ [unknown]; lithograph Britten, J. 1901 *Ill.*: pl. 202; col. engraving 1982 *BF*: pl. 211.

A5/244 *HOYA AUSTRALIS* R. Brown ex Traill, *Trans. R. Hort. Soc.* **7**: 28 (1830).

SPECIMEN: 2 sheets, Cape Grafton, Endeavour River.

MANUSCRIPT: Solander, D. Pl. Nov. Holl. **3**: 454–456, **4**: 574–575 ‘Asclepias crassifolia’; Britten, J. 1901 *Ill.*: 62 *pro descr.*

OUTLINE DRAWING: pencil outlines with colour references [SP]; *r* [pencil] ‘14’ [unknown]; *v* ‘The flower white with a speck of purple at the base of each petal. the calyx & peduncle white.’ [SP]; ‘Asclepias crassifolia’ [unknown]; ‘181’ [unknown]; ‘R’ [unknown]; [ink] ‘Cape Grafton’ [JB]. 470×285/365.

FINISHED DRAWING: watercolours *r* [ink] ‘James Miller pinxt’; *v* [pencil] ‘Asclepias crassifolia’ [unknown]; ‘Cape Grafton’ [unknown]. 540×350/365; see Carr, D.J. [Ed.] 1983 pl. 152 p. 161.

COPPER PLATE: [GS]; Bacstrom, S. Ms.: 38; Brown, R. Ms.: 6/132. 460×295/370; engraving proof *r* [pencil] ‘Asclepias crassifolia’ [unknown]; lithograph Britten, J. 1901 *Ill.*: pl. 203; col. engraving 1982 *BF*: pl. 212.

## LOGANIACEAE

- A5/245 MITRASACME POLYMORPHA R. Brown, *Prodr.*: 452 (1810).  
 SPECIMEN: 3 sheets, Botany Bay, Endeavour River.  
 MANUSCRIPT: Solander, D. Pl. Nov. Holl. 1: 6–7 'Exacoides tenella'; Britten, J. 1901 *Ill.*: 62 *pro descr.*  
 OUTLINE DRAWING: pencil outlines with colour references [SP]; *r* [pencil] '33' [unknown]; *v* 'the flower white' [SP]; 'Exacoedes tenella' [unknown]; '30' [unknown]; [ink] 'Botany Bay' [JB]. 370×265/240.  
 FINISHED DRAWING: watercolours *r* [ink] 'James Miller pinx<sup>t</sup> 1773.'; *v* [pencil] 'Exacoidies tenella' [unknown]. 535×350/280.  
 COPPER PLATE: [DM]; Bacstrom, S. Ms.: 26; Brown, R. Ms.: 4/80. 460×295/280; engraving proof *r* [pencil] 'Exacoides tenella' [unknown]; lithograph Britten, J. 1901 *Ill.*: pl. 204; col. engraving 1982 *BF*: pl. 213.
- A5/246 MITRASACME AMBIGUA R. Brown, *Prodr.*: 454 (1810).  
 SPECIMEN: Endeavour River (holotype).  
 MANUSCRIPT: Solander, D. Pl. Nov. Holl. 2: 293–294 'Exacum junceum'; Britten, J. 1901 *Ill.*: 63 *pro descr.*  
 OUTLINE DRAWING: pencil outlines with colour references [SP]; *r* [pencil] '38' [?] [unknown]; *v* 'The flower white ting'd w<sup>t</sup> pale purple below. stalks & leaves pale green calyx pale green with the dentes brown' [SP]; 'Exacum junceum' [unknown]; [ink] 'Endeavours river' [JB]. 370×265/230.  
 FINISHED DRAWING: watercolours *r* [pencil] 'Callicarpa pendunculata Engraving the drawings of systematic order, with the sketch' [unknown]; *v* 'Exacum junceum' [unknown]. 540×360/210.  
 COPPER PLATE: [G. Smith]; Bacstrom, S. Ms.: 22; Brown, R. Ms.: 8/189. 455×295/210; engraving proof *r* [pencil] 'Exacum junceum' [unknown]; lithograph Britten, J. 1901 *Ill.*: pl. 205; col. engraving 1982 *BF*: pl. 214.
- A5/247 MITRASACME CONNATA R. Brown, *Prodr.*: 454 (1810).  
 SPECIMEN: Endeavour River.  
 MANUSCRIPT: Solander, D. Pl. Nov. Holl. 3: 424–425 'Exacoides grandiflora'; Britten, J. 1901 *Ill.*: 63 *pro descr.*  
 OUTLINE DRAWING: pencil outlines with colour references [SP]; *v* [pencil] 'Exacoides grandiflora' [unknown]; [ink] 'Endeavours River' [JB]. 370×265/335.  
 FINISHED DRAWING: watercolours *v* [pencil] 'Exacoides grandiflora' [unknown]. 540×350/420.  
 COPPER PLATE: [DM]; Bacstrom, S. Ms.: 26; Brown, R. Ms.: 4/79. 460×295/410; engraving proof *r* [pencil] 'Exacoides grandiflora' [unknown]; lithograph Britten, J. 1901 *Ill.*: pl. 206; col. engraving 1982 *BF*: pl. 215.

A5/248 MITRASACME STELLATA R. Brown, *Prodr.*: 454 (1810).

SPECIMEN: Endeavour River (holotype).

MANUSCRIPT: Solander, D. Pl. Nov. Holl. 4: 559–561 'Exacoides stellata'; Britten, J. 1901 *Ill.*: 63 *pro descr.*

OUTLINE DRAWING: pencil outlines with colour references [SP]; *r* [pencil] '31' [unknown]; *v* 'the flowers white' [SP]; 'Exacoides stellata' [unknown]; [ink] 'Endeavours River' [JB]. 370×260/330.

FINISHED DRAWING: watercolours *r* [ink] 'James Miller pinx<sup>t</sup> 1773.'; *v* [pencil] 'Exacoides stillata' [unknown]. 540×360/325.

COPPER PLATE: [G. Smith]; Bacstrom, S. Ms.: 26; Brown, R. Ms.: 8/197. 460×295/325; engraving proof *r* [pencil] 'Exacoides stellata' [unknown]; lithograph Britten, J. 1901 *Ill.*: pl. 207; col. engraving 1982 *BF*: pl. 216.

A5/249a MITRASACME LARICIFOLIA R. Brown, *Prodr.*: 453 (1810).

SPECIMEN: Endeavour River (holotype).

MANUSCRIPT: Solander, D. Pl. Nov. Holl. 2: 282–283 'Exacoides laricifolia'; Britten, J. 1901 *Ill.*: 63 *pro descr.*

OUTLINE DRAWING: pencil outlines with colour references [SP]; *r* [pencil] '33' [unknown]; *v* 'the leaves fresh green. flowers white' [SP]; 'Exacoides laricifolia' [unknown]; [ink] 'Endeavours River' [JB]. 370×265/65.

FINISHED DRAWING: watercolours *r* [ink] 'John Frederick Miller pinx<sup>t</sup> 1773.'; *v* [pencil] 'Exacoides [[Pygmaea]] laricifolia' [unknown]. 535×300/80.

COPPER PLATE: [G. Smith]; Bacstrom, S. Ms.: 26; Brown, R. Ms.: 8/178. 460×295/80; engraving proof *r* [pencil] 'Exacoides laricifolia' [unknown]; lithograph Britten, J. 1901 *Ill.*: pl. 208 [together with 208B]; col. engraving 1982 *BF*: pl. 217.

A5/249b MITRASACME PYGMAEA R. Brown, *Prodr.*: 453 (1810).

SPECIMEN: Bustard Bay – but also labelled Bay of Inlets, Cape Grafton.

MANUSCRIPT: Solander, D. Pl. Nov. Holl. 1: 110–111 'Exacoides pygmaea'; Britten, J. 1901 *Ill.*: 64 *pro descr.*

OUTLINE DRAWING: pencil outlines with colour references [SP]; *v* [pencil] 'The flowers white the stalks pale green ting'd w<sup>t</sup> red the leaves grass green.' [SP]; 'Exacoides pygmaea' [unknown]; '102' [unknown]; [ink] 'Bustard Bay' [JB]. 370×265/100.

FINISHED DRAWING: watercolours *r* [ink] 'John Frederick Miller pinx<sup>t</sup> 1773.'; *v* [pencil] 'Exacoides pygmaea' [unknown]. 540×365/110.

COPPER PLATE: [G. Smith]; Bacstrom, S. Ms.: 26; Brown, R. Ms.: 9/219. 455×295/115; engraving proof *r* [pencil] 'Exacoides pygmaea' [unknown]; lithograph Britten, J. 1901 *Ill.*: pl. 208B [together with 208A]; col. engraving 1982 *BF*: pl. 218.

## GENTIANACEAE

A5/250 *CANSCORA DIFFUSA* (Vahl) R. Brown ex Roemer & Schultes, *Syst. veg.* 3: 301 (1818).

SPECIMEN: 2 sheets, Endeavour River.

MANUSCRIPT: Solander, D. Pl. Nov. Holl. 3: 302–303 'Scoparioides [[Exacoides]] trinervia'; Britten, J. 1901 *Ill.*: 64 *pro descr.*

OUTLINE DRAWING: pencil outlines with colour references [SP]; *r* [pencil] '40' [unknown]; *v* 'The flowers pale carnation, leaves stalks & calyx fresh green.' [SP]; 'Scoparioides trinervia' [unknown]; [ink] 'Endeavours River' [JB]. 295×235/140.

FINISHED DRAWING: watercolours *v* [pencil] 'Scoparioides trinervia' [unknown]; 'Endeavours river' [unknown]. 545×350/145.

COPPER PLATE: [G. Smith]; Bacstrom, S. Ms.: 26; Brown, R. Ms.: 9/204. 455×295/140; engraving proof *r* [pencil] 'Scoparioides trinervia' [unknown]; lithograph Britten, J. 1901 *Ill.*: pl. 209; col. engraving 1982 *BF*: pl. 219.

## BORAGINACEAE

A6/251 *TOURNEFORTIA SARMENTOSA* Lamarck, *Tabl. encycl.* I: 416 (1792).

SPECIMEN: 2 sheets, Endeavour River.

MANUSCRIPT: Solander, D. Pl. Nov. Holl. 3: 463–464 'Tournefortia scandens'; Britten, J. 1901 *Ill.*: 64 *pro descr.*

OUTLINE DRAWING: pencil outlines with colour references [SP]; *v* [pencil] 'The flower white tube green. calyx. stalk & leaves above grass green w<sup>t</sup> hollow veins the leaves below more white with prominent veins.' [SP]; 'Tournefortia scandens' [unknown]; [ink] 'Endeavours River' [JB]. 545×365/400.

FINISHED DRAWING: watercolours *r* [ink] 'John Frederick Miller pinx:<sup>t</sup> 1774'; *v* [pencil] 'Tournefortia scandens.' [unknown]. 525×350/400.

COPPER PLATE: [CW]; Bacstrom, S. Ms.: 28; Brown, R. Ms.: 7/153. 460×295/400; engraving proof *r* [pencil] 'Tournefortia scandens' [unknown]; lithograph Britten, J. 1901 *Ill.*: pl. 210; col. engraving 1982 *BF*: pl. 220.

A6/252 *TRICHODESMA ZEYLANICUM* (Burman f.) R. Brown, *Prodr.*: 496 (1810).

SPECIMEN: Bay of Inlets.

MANUSCRIPT: Solander, D. Pl. Nov. Holl. 2: 187–188 'Borago erecta'; Britten, J. 1901 *Ill.*: 64 *pro descr.*

OUTLINE DRAWING: pencil outlines with colour references [SP]; *r* [pencil] '67' [unknown]; *v* 'The flower a pale ultramarine blue w<sup>t</sup> a white vein in the middle, near which it is ting'd w<sup>t</sup> crimson. the stile a dirty flowry white' [SP]; 'Borago erecta' [unknown]; '136' [unknown]; [ink] 'Thirsty Sound.' [JB]. 370×265/310.

FINISHED DRAWING: watercolours *r* [ink] 'John Frederick. Miller pinx:<sup>t</sup> 1774.'; *v* [pencil] 'Borago erecta.' [unknown]. 530×350/325; see Carr, D.J. [Ed.] 1983 pl. 153 p. 161.

COPPER PLATE: [D]; Bacstrom, S. Ms. : 28; Brown, R. Ms. : 9/223. 460×300/330; engraving proof *r* [pencil] 'Borago erecta' [unknown]; lithograph Britten, J. 1901 *Ill.* : pl. 211; col. engraving 1982 *BF*: pl. 221.

## CONVOLVULACEAE

- A6/253 *IPOMOEA SPECIES* (*IPOMOEA LONGIFLORA* auct. non R. Brown 1810 [non Willdenow 1809]).  
 SPECIMEN: Endeavour River.  
 MANUSCRIPT: Solander, D. Pl. Nov. Holl. 3: 324–325 'Convolvulus grandiflorus'; Britten, J. 1901 *Ill.* : 65 *pro descr.*  
 OUTLINE DRAWING: pencil outlines; *r* [pencil] 'grass green' [SP]; '10' [unknown]; *v* 'Convolvulus grandis' [unknown]; 'The upper side of the flower, stamina & stile white the nerves on the underside ting'd w<sup>t</sup> Crimson which fades away into the tube which is ting'd w<sup>t</sup> green the upper side of the leaves grass w<sup>t</sup> pale prominent veins the under side Glaucus & pale w<sup>t</sup> dark veins & prom. nerves pet. stalk & calyx stain'd purple' [SP]; [ink] 'Endeavours River' [JB]. 540×355/485.  
 FINISHED DRAWING: watercolours *r* [ink] 'Convolvulus grandis' [unknown]; John Frederick Miller pinxt 1773.; [pencil] '10' [unknown]. 535×360/460; see Carr, D.J. [Ed.] 1983 pl. 155 p. 163.  
 COPPER PLATE: [G. Smith]; Bacstrom, S. Ms. : 30; Brown, R. Ms. : 4/99. 460×295/455; engraving proof *r* [pencil] 'Convolvulus grandis' [unknown]; lithograph Britten, J. 1901 *Ill.* : pl. 212; col. engraving 1982 *BF*: pl. 222.
- A6/254 *IPOMOEA INDICA* (Burman f.) Merrill, *Interpr. Herb. amboin.* : 445 (1917).  
 SPECIMEN: Endeavour River.  
 MANUSCRIPT: Solander, D. Pl. Nov. Holl. 4: 514, 542–543 'Convolvulus multiflorus'; Britten, J. 1901 *Ill.* : 65 *pro descr.*  
 OUTLINE DRAWING: pencil outlines with colour references [SP]; *r* [pencil] '22' [unknown]; *v* 'the flower pale blue w<sup>t</sup> a cast of pink appearing like lilac colour turning very pale at the tube which is white outside & in capsula fresh green at the edges & very pale green in the middle.' [SP]; 'Convolvulus multiflorus' [unknown]; [ink] 'Endeavours River' [JB]. 535×365/430.  
 FINISHED DRAWING: watercolours *r* [ink] John Frederick Miller pinxt: 1773.; *v* [pencil] 'Convolvulus multiflorus' [unknown]. 535×360/440.  
 COPPER PLATE: [JL]; Bacstrom, S. Ms. : 30; Brown, R. Ms. : 5/104. 457×295/430; engraving proof *r* [pencil] 'Convolvulus multiflorus' [unknown]; lithograph Britten, J. 1901 *Ill.* : pl. 213; col. engraving 1982 *BF*: pl. 223.
- A6/255 *EVOLVULUS ALSINOIDES* var. *DECUMBENS* (R. Brown) van Ooststrom, *Meded. bot. Mus. Rijks-Univ. Utrecht* 14: 38 (1934).  
 SPECIMEN: 3 sheets, 1 – Endeavour River, 2 – 3 – Bustard Bay, Bay of Inlets, Cape Grafton, Endeavour River.

MANUSCRIPT: Solander, D. Pl. Nov. Holl. **1**: 143, **4**: 543–544 'Evolvulus decumbens'.

OUTLINE DRAWING: pencil outlines with colour references [SP]; *r* [pencil] '57' [?] [unknown]; *v* 'Flower ultramarine blue middling darkness star in the middle stamin & anth. white, the center of alb green.' [SP]; 'Evolvulus decumbens' [unknown]; [ink] 'Endeavours River' [JB]. 370×265/220.

FINISHED DRAWING: watercolours *r* [ink] 'James Miller pinxt. 1774'; *v* [pencil] 'Evolvulus decumbens' [unknown]. 535×355/240.

Bacstrom, S. Ms. : 42.

A6/256 XENOSTEGIA TRIDENTATA (Linnaeus) Austin & Staples, *Brittonia* **32** (4): 533 (1980).

SPECIMEN: 2 sheets, 1 – Bustard Bay, Endeavour River.

MANUSCRIPT: Solander, D. Pl. Nov. Holl. **3**: 372–373 'Convolvulus hastulatus'; Britten, J. 1901 *Ill.* : 65 *pro descr.*

OUTLINE DRAWING: pencil outlines with colour references [SP]; *r* [pencil] '17' [unknown]; *v* 'Convolvulus hastulatus' [unknown]; 'Flowers white, calyx pale green a little ting'd w<sup>t</sup> red, stalks pale green, leaves dark grass green.' [SP]; [ink] 'Endeavours River' [JB]. 370×265/260.

FINISHED DRAWING: watercolours *r* [ink] 'James Miller pinxt'; *v* [pencil] 'Convolvulus hastatus' [unknown]. 540×360/290.

COPPER PLATE: [DM]; Bacstrom, S. Ms. : 30; Brown, R. Ms. : 4/97. 460×300/290; engraving proof *r* [pencil] 'Convolvulus hastulatus' [unknown]; lithograph Britten, J. 1901 *Ill.* : pl. 214; col. engraving 1982 *BF.* : pl. 224.

A6/257 LEPISTEMON URCEOLATUS (R. Brown) F. Mueller, *Syst. census Austral. pl.* : 94 (1822).

SPECIMEN: 2 sheets, 1 – Endeavour River.

MANUSCRIPT: Solander, D. Pl. Nov. Holl. **3**: 325–327 'Convolvuloides asclepiadea'; Britten, J. 1901 *Ill.* : 65 *pro descr.*

OUTLINE DRAWING: pencil outlines with colour references [SP]; *r* [pencil] '2' [unknown]; *v* 'The flower white the nerves below & tube grey green' [SP]; 'Convolvulus asclepiadea' [unknown]; [ink] 'Endeavours River' [JB]. 550×365/385.

FINISHED DRAWING: watercolours *r* [ink] 'James Miller pinxt.'; [pencil] '2' [unknown]; *v* 'Convolvulus asclepiodes' [unknown]. 545×355/390.

COPPER PLATE: [WT]; Bacstrom, S. Ms. : 30; Brown, R. Ms. : 4/85. 460×295/390; engraving proof *r* [pencil] 'Convolvulus asclepiodes' [unknown]; lithograph Britten, J. 1901 *Ill.* : pl. 215; col. engraving 1982 *BF.* : pl. 225.

A6/258 JACQUEMONTIA PANICULATA (Burman f.) Hallier f., *Bot. Jb.* **16**: 541 (1893).

SPECIMEN: 2 sheets, Bay of Inlets, Palm Island.

MANUSCRIPT: Solander, D. Pl. Nov. Holl. **2**: 240–242 'Convolvulus micranthus'; Britten, J. 1901 *Ill.* : 66 *pro descr.*



OUTLINE DRAWING: pencil outlines with colour references [SP]; *r* [pencil] 'I cannot find any specimens answering to this figure The specimens under this name have folia ovata non cordata The description says that stigmata are frerforinia [?] (Convolvuli) and that figure has stigma capitatum Platum (Ipomea)' [unknown]; *v* 'The flowers pale lilac ting'd w<sup>t</sup> whitish green at the bottom stamina & a white.' [SP]; 'Convolvulus micranthus' [unknown]; 'Convolvulus micranthus' [unknown]; '165' [unknown]; [ink] 'Palm Island.' [JB]. 365×265/305.

FINISHED DRAWING: watercolours *r* [ink] 'James Miller pinx't'; [pencil] '6' [unknown]; *v* 'Convolvulus micranthus' [unknown]. 530×360/330.

COPPER PLATE: [DM]; Bacstrom, S. Ms. : 30; Brown, R. Ms. : 4/89. 460×295/330; engraving proof *r* [pencil] 'Convolvulus micranthes' [unknown]; lithograph Britten, J. 1901 *Ill.* : pl. 216; col. engraving 1983 *BF*: pl. 226.

A6/259 SOLANUM VIRIDE R. Brown, *Prodr.* : 445 (1810).

SPECIMEN: Cape Grafton.

MANUSCRIPT: Solander, D. Pl. Nov. Holl. 2: 260, 3: 317 'Solanum cymosum'.

OUTLINE DRAWING: pencil outlines with colour references [SP]; *r* [pencil] '97' [?] [unknown]; *v* 'Solanum cymosum' [unknown]; [ink] 'Endeavours River' [JB]. 540×365/345.

FINISHED DRAWING: watercolours *r* [ink] 'John Frederick Miller pinx:<sup>t</sup> 1774.'; *v* [pencil] 'Solanum cymosum' [unknown]. 525×355/375.

Bacstrom, S. Ms. : 32.

## SCROPHULARIACEAE

A6/260 MIMULUS UVEDALIAE Bentham in de Candolle, *Prodr.* 10: 369 (1846).

SPECIMEN: 2 sheets, Endeavour River (isotypes).

MANUSCRIPT: Solander, D. Pl. Nov. Holl. 4: 500–501 'Vandelliastrum caeruleum'; Britten, J. 1901 *Ill.* : 66 *pro descr.*

OUTLINE DRAWING: pencil outlines with colour references [SP]; *v* [pencil] 'Vandelliastrum caeruleum' [unknown]; [ink] 'Endeavours Rivers' [JB]. 370×265/205.

FINISHED DRAWING: watercolours *r* [ink] 'Fred<sup>k</sup> Polydore Nodder. Pinx:<sup>t</sup> 1778'. 540×365/235.

COPPER PLATE: [GS]; Bacstrom, S. Ms. : 98; Brown, R. Ms. : 21/510. 460×295/235; engraving proof *r* [pencil] 'Vandelliastrum caeruleum' [unknown]; lithograph Britten, J. 1901 *Ill.* : pl. 217; col. engraving 1983 *BF*: pl. 227.

A6/261 ADENOSMA COERULEA R. Brown, *Prodr.* : 443 (1810).

SPECIMEN: Point Lookout (syntype).

MANUSCRIPT: Solander, D. Pl. Nov. Holl. 4: 584–585, 614–615 'Vandellioides odorata'; Britten, J. 1901 *Ill.* : 66 *pro descr.*

OUTLINE DRAWING: pencil outlines with colour references [SP]; *r* [pencil] 'obtuse' [unknown]; '126' [?] [unknown]; *v* 'Vandellioides odorat' [unknown]; 'The flower pale violet colour the outside very pale the calyx leaves stalk & buds herbaceous green faintly vein'd' [SP]; 'PF' [?] [unknown]; [ink] 'Point Lookout' [JB]. 370×265/310.

FINISHED DRAWING: watercolours *r* [ink] 'Fred<sup>k</sup> Polydore Nodder. Pinx<sup>t</sup> 1778'; [pencil] 'very little hairy' [unknown]. 545×365/350.

COPPER PLATE: [DM]; Bacstrom, S. Ms. : 98; Brown, R. Ms. : 22/543. 457×295/350; engraving proof *r* [pencil] 'Vandellioides odorata' [unknown]; lithograph Britten, J. 1901 *Ill.* : pl. 218; col. engraving 1983 *BF*: pl. 228.

A6/262 LINDERNIA CRUSTACEA (Linnaeus) F. Mueller, *Syst. census Austral. pl.* : 97 (1882).

SPECIMEN: 2 sheets, Endeavour River.

MANUSCRIPT: Solander, D. Pl. Nov. Holl. 4: 500–501 'Vandellioides caerulea'.

OUTLINE DRAWING: pencil outlines with colour references [SP]; *r* [pencil] '197' [?] [unknown]; *v* 'the leaves fresh green w<sup>t</sup> holow veins below white green w<sup>t</sup> dark green veins stalks fresh green' [SP]; 'Vandellioides caerulea' [unknown]; [ink] 'Endeavours River' [JB]. 370×265/250.

FINISHED DRAWING: watercolours *r* [ink] 'Fred<sup>k</sup> Polydore Nodder. Pinx<sup>t</sup> 1778'. 535×360/290.

Bacstrom, S. Ms. : 98.

A6/263 LINDERNIA SUBULATA R. Brown, *Prodr.* : 441 (1810).

SPECIMEN: 2 sheets, Endeavour River (syntypes).

MANUSCRIPT: Solander, D. Pl. Nov. Holl. 3: 408–409 'Vandellioides albiflora'; Britten, J. 1901 *Ill.* : 67 *pro descr.*

OUTLINE DRAWING: pencil outlines with colour references [SP]; *v* [pencil] 'Vandellioides albiflora' [SP]; [ink] 'Endeavours River' [JB]. 370×265/175.

FINISHED DRAWING: watercolours *r* [ink] 'Fred<sup>k</sup> Polydore Nodder Pinx<sup>t</sup> 1778'. 540×360/180.

COPPER PLATE: [DM]; Bacstrom, S. Ms. : 98; Brown, R. Ms. : 20/491. 460×295/180; engraving proof *r* [pencil] 'Vandellioides albiflora' [unknown]; lithograph Britten, J. 1901 *Ill.* : pl. 219; col. engraving 1983 *BF*: pl. 229.

NOTES: Parkinson coloured the upper lip *incarnatus* and the lower lip *albus* as described by Solander but Nodder has coloured both *incarnatus*.

A6/264 CENTRANTHERA COCHINCHINENSIS (Loureiro) Merrill, *Trans. Am. phil. Soc.*, new series, 24 (2): 39, in obs. : 353 (1935).

SPECIMEN: 2 sheets, Endeavour River.

MANUSCRIPT: Solander, D. Pl. Nov. Holl. 2: 269–270 'Digitalis hispidiuscula'; Britten, J. 1901 *Ill.* : 67 *pro descr.*

OUTLINE DRAWING: pencil outlines with colour references [SP]; *v* [pencil] 'Digitalis hispidiuscula' [unknown]; [ink] 'Endeavours River' [JB]. 370×265/245.

FINISHED DRAWING: watercolours *r* [ink] 'Fred<sup>k</sup> Polydore Nodder. Pinx<sup>t</sup> 1778'. 545×360/355; see Beaglehole, J.C. 1962 **2**: 24b; Carr, D.J. [Ed.] 1983 pl. 156 p. 164.  
 COPPER PLATE: [DM]; Bacstrom, S. Ms.: 94; Brown, R. Ms.: 20/486. 460×300/355; engraving proof *r* [pencil] 'Digitalis hispidiuscula' [unknown]; lithograph Britten, J. 1901 *Ill.*: pl. 220; col. engraving 1983 *BF*: pl. 230.

A6/265 BUCHNERA TETRAGONA R. Brown, *Prodr.*: 437 (1810).

SPECIMEN: 2 sheets, Endeavour River, Point Lookout (holotype).

MANUSCRIPT: Solander, D. Pl. Nov. Holl. **3**: 451–453 'Erinus tetragonus'; Britten, J. 1901 *Ill.*: 67 *pro descr.*

OUTLINE DRAWING: pencil outlines with colour references [SP]; *r* [pencil] '46' [unknown]; *v* 'the flowers white' [SP]; 'Erinus 4 genus' [unknown]; '3010' [?] [unknown]; [ink] 'Endeavours River' [JB]. 470×290/430.

FINISHED DRAWING: *r* [ink] 'Fred<sup>k</sup> Polydore Nodder. Pinx<sup>t</sup> 1778'. 540×360/435.

COPPER PLATE: [RB]; Bacstrom, S. Ms.: 96; Brown, R. Ms.: 21/506. 460×295/440; engraving proof *r* [pencil] 'Erinus tetragonus' [unknown]; lithograph Britten, J. 1901 *Ill.*: pl. 221; col. engraving 1983 *BF*: pl. 231.

A6/266a BUCHNERA LINEARIS R. Brown, *Prodr.*: 437 (1810) var. ASPERATA (R. Brown) Bentham, *Fl. austral.* **4**: 515 (1868).

SPECIMEN: 2 sheets, Bustard Bay, Bay of Inlets (holotype).

MANUSCRIPT: Solander, D. Pl. Nov. Holl. **1**: 112–113, **3**: 459 'Erinus asperatus'.

OUTLINE DRAWING: pencil outlines with colour references [SP]; *v* [pencil] 'The flowers lilac colour. leaves & stalks dirty green capsula dark brown' [SP]; 'Erinus asperatus' [unknown]; '103' [unknown]; [ink] 'Bustard Bay' [JB]. 370×265/250. Bacstrom, S. Ms.: 96.

A6/266b BUCHNERA LINEARIS R. Brown, *Prodr.*: 437 (1810) var. ASPERATA (R. Brown) Bentham, *Fl. Austral.* **4**: 515 (1868).

SPECIMEN: Endeavour River.

MANUSCRIPT: Solander, D. Pl. Nov. Holl. **1**: 112–113, **3**: 459 'Erinus asperatus'.

OUTLINE DRAWING: pencil outlines with colour references [SP]; *r* [pencil] '45' [unknown]; *v* 'The flowers pale lilac colour.' [SP]; 'Erinus asperatus' [unknown]; '381' [unknown]; [ink] 'Endeavours River' [JB]. 470×290/410. Bacstrom, S. Ms.: 96.

A6/267 BUCHNERA TENELLA R. Brown, *Prodr.*: 437 (1810).

SPECIMEN: Endeavour River (mixed with 266).

MANUSCRIPT: Solander, D. Pl. Nov. Holl. **4**: 513 'Erinus distans'.

OUTLINE DRAWING: pencil outlines with colour references [SP]; *r* [pencil] '120' [unknown]; *v* 'Flower white, faux & underside of the tube pale green, stalks, calyx & capsula pale green stain'd w<sup>t</sup> red leaves grass green.' [SP]; 'Erinus distans' [unknown]; [ink] 'Endeavours River' [JB]. 370×265/255. Bacstrom, S. Ms.: 96.

## LENTIBULARIACEAE

A6/268a *UTRICULARIA MINUTISSIMA* Vahl, *Enum. pl.* I: 204 (1804).

SPECIMEN: Cape Grafton.

MANUSCRIPT: Solander, D. Pl. Nov. Holl. 2: 244–245 ‘*Utricularia pygmaea*’; Solander, D. Slip Catalogue I: 715–719; Britten, J. 1901 *Ill.*: 68 *pro descr.*

FINISHED DRAWING: watercolours [SP]; *r* [pencil] ‘*Utricularia pygmaea*’ [unknown]; ‘6’ [unknown]; *v* ‘The heell & under labium delicate purple the two side ones the same but paler the upper one almost white two spots of white at the bottom of the lower labium. stalk & bud redish green’ [SP]; ‘R’ [unknown]; ‘186’ [unknown]; [ink] ‘Cape Grafton’ [JB]. 370×265/55; 2 sheets of anatomical drawings are pasted onto Parkinson’s drawing: 1 – pen and ink wash *r* [ink] ‘John Fred Miller 1775’; [pencil] ‘*Utricularia pygmaea*’ [unknown]. 125×140/25; 2 – pen and pencil *r* [pencil] ‘*Utricularia pygmaea*’ [unknown]. 105×110/25.

COPPER PLATE: [DM]; Bacstrom, S. Ms.: 8; Brown, R. Ms.: 22/526. 460×295/55; engraving proof *r* [pencil] ‘*Utricularia pygmaea*’ [unknown]; lithograph Britten, J. 1901 *Ill.*: pl. 222A [together with 222B and 222C]; col. engraving 1983 *BF*: pl. 232.

A6/268b *UTRICULARIA ALBIFLORA* Banks & Solander ex R. Brown, *Prodr.*: 431 (1810).

SPECIMEN: Point Lookout (holotype).

MANUSCRIPT: Solander, D. Pl. Nov. Holl. 4: 594–595 ‘*Utricularia albiflora*’; Solander, D. Slip Catalogue I: 731–734; Britten, J. 1901 *Ill.*: 68 *pro descr.*

OUTLINE DRAWING: pencil outlines [SP]; *r* [pencil] ‘*Utricularia albiflora*’ [unknown]; ‘16’ [unknown]; *v* ‘The flower white ting’d w<sup>t</sup> citron col’ on the palate, the stalk & calyx green the calyx ting<sup>d</sup> w<sup>t</sup> grey purple.’ [SP]; ‘PF’ [unknown]; [ink] ‘Point Lookout’ [JB]. 370×265/40; 1 sheet of anatomical drawings is pasted onto Parkinson’s drawing: pen and ink wash *r* [ink] ‘John Fred Miller 1775’; [pencil] ‘*Utricularia albiflora*’ [unknown]. 135×135/20.

COPPER PLATE: [DM]; Bacstrom, S. Ms.: 8; Brown, R. Ms.: 22/529. 460×295/40; engraving proof *r* [pencil] ‘*Utricularia albiflora*’ [unknown]; lithograph Britten, J. 1901 *Ill.*: pl. 222B [together with 222A and 222C]; col. engraving 1983 *BF*: pl. 233.

A6/268c *UTRICULARIA CAERULEA* Linnaeus, *Sp. pl.* I: 18 (1753).

SPECIMEN: Cape Grafton.

MANUSCRIPT: Solander, D. Pl. Nov. Holl. 2: 246 ‘*Utricularia violacea*’; Solander, D. Slip Catalogue I: 695–698; Britten, J. 1901 *Ill.*: 71 *pro descr.*; see also Plate 227B.

FINISHED DRAWING: watercolours [SP]; *r* [pencil] ‘*Utricularia violacea*’; *v* ‘The flower a middling dark blue purple the calyx pale green ting’d w<sup>t</sup> purple behind leaves pale green stalk dirty purple.’ [SP]. ‘R’ [unknown]; ‘185’ [unknown]; [ink] ‘Cape Grafton’ [JB]. 370×265/75; 1 sheet of anatomical drawings is pasted onto Parkinson’s drawing: pen and ink wash *r* [ink] ‘John Fred. Miller 1775’; [pencil] ‘*Utricularia violacea*’ [unknown]. 125×190/20.



A2/95 *Castanospermum australe*

[Plate 84 from *Banks' Florilegium*]

gathered Endeavour River, Australia, 17 June–4 August 1770

line engraving by G. Sibelius after Sydney Parkinson (1770) & F. P. Nodder (1779)

460 × 300 mm



A6/254 *Ipomoea indica*

[Plate 223 from *Banks' Florilegium*]

gathered Endeavour River, Australia, 17 June–4 August 1770

line engraving by J. Lee after Sydney Parkinson (1770) & J. F. Miller (1773)

460 × 300 mm

COPPER PLATE: [DM]; Bacstrom, S. Ms. : 8; Brown, R. Ms. : 22/527. 460×295/70; engraving proof *r* [pencil] 'Utricularia violacea' [unknown]; lithograph Britten, J. 1901 *Ill.* : pl. 222C [together with 222A and 222B]; col. engraving 1983 *BF*: pl. 234.

A6/269a UTRICULARIA CHRYSANTHA R. Brown, *Prodr.* : 432 (1810).

SPECIMEN: Point Lookout (holotype).

MANUSCRIPT: Solander, D. Pl. Nov. Holl. 4: 582–584 'Utricularia aurea'; Solander, D. Slip Catalogue I: 765–770; Britten, J. 1901 *Ill.* : 68 *pro descr.*

OUTLINE DRAWING: pencil outlines with colour references [SP]; *r* [pencil] 'Utricularia aurea' [unknown]; *v* 'The flower yellow somewhat pale the top of the under labia rich gold colour the stalk green roots white' [SP]; 'PT' [?] [unknown]; [ink] 'Point Lookout.' [JB]. 370×265/210; 1 sheet of anatomical drawings is pasted onto Parkinson's drawing: pen and ink wash *r* [ink] 'John F. rd. Miller 1775.'; [pencil] 'Utricularia aurea' [unknown]. 130×190/25.

COPPER PLATE: [DM]; Bacstrom, S. Ms. : 8; Brown, R. Ms. : 22/530. 460×295/210; engraving proof *r* [pencil] 'Utricularia aurea' [unknown]; lithograph Britten, J. 1901 *Ill.* : pl. 223A [together with 223B]; col. engraving 1983 *BF*: pl. 235.

A6/269b UTRICULARIA CHRYSANTHA R. Brown, *Prodr.* : 432 (1810).

SPECIMEN: Endeavour River.

MANUSCRIPT: Solander, D. Pl. Nov. Holl. 4: 516–518 'Utricularia flava'; Solander, D. Slip Catalogue I: 759–763; Britten, J. 1901 *Ill.* : 69 *pro descr.*

OUTLINE DRAWING: pencil outlines with colour references [SP]; *r* [pencil] 'Utricularia flava' [unknown]; '5' [unknown]; *v* 'The stalks reddish green' [SP]; 'Utricularia flava' [unknown]; [ink] 'Endeavours River' [JB]. 375×265/145; 1 sheet of anatomical drawings is pasted onto Parkinson's drawing: pen and ink wash *r* [ink] 'John Fred<sup>d</sup> Miller 1774'; [pencil] 'Utricularia flava' [unknown]. 145×135/20.

COPPER PLATE: [DM]; Bacstrom, S. Ms. : 8; Brown, R. Ms. : 22/532. 460×295/135; engraving proof *r* [pencil] 'Utricularia flava' [unknown]; lithograph Britten, J. 1901 *Ill.* : pl. 223B [together with 223A]; col. engraving 1983 *BF*: pl. 236.

A6/270 UTRICULARIA CHRYSANTHA R. Brown, *Prodr.* : 432 (1810).

SPECIMEN: Endeavour River.

MANUSCRIPT: Solander, D. Pl. Nov. Holl. 3: 303–304, 4: 526–528 'Utricularia lutea'; Solander, D. Slip Catalogue I: 753–757; Britten, J. 1901 *Ill.* : 69 *pro descr.*

OUTLINE DRAWING: pencil outlines with colour references [SP]; *r* [pencil] 'Utricularia lutea' [unknown]; *v* [ink] 'Endeavours River' [JB]. 370×265/215; 2 sheets of anatomical drawings are pasted onto Parkinson's drawing: 1 – ink and pencil *r* [pencil] 'Utricularia lutea' [unknown]. 45×100/25; 2 – pen and ink wash *r* [ink] 'John Fred Miller 1775'; [pencil] 'Utricularia lutea' [unknown]. 125×115/25.

COPPER PLATE: [DM]; Bacstrom, S. Ms. : 8; Brown, R. Ms. : 22/528. 455×295/215; engraving proof *r* [pencil] 'Utricularia lutea' [unknown]; lithograph Britten, J. 1901 *Ill.* : pl. 224; col. engraving 1983 *BF*: pl. 237.

A6/271a *UTRICULARIA ULIGINOSA* Vahl, *Enum. pl.* I: 203 (1804).

SPECIMEN: 3 sheets, Endeavour River.

MANUSCRIPT: Solander, D. Pl. Nov. Holl. 2: 247–248, 3: 304, 4: 519–520 'Utricularia graminifolia'; Solander, D. Slip Catalogue I: 743–748; Britten, J. 1901 *Ill.*: 69 *pro descr.*

OUTLINE DRAWING: pencil outlines with colour references [SP]; *r* [pencil] 'blue green' [SP]; '10' [unknown]; 'Utricularia graminifolia' [unknown]; 'A' [unknown]; *v* 'The stalks & leaves very pale herbaceous green the old capsulæ whitish.' [SP]; 'Utricularia graminifolia' [unknown]; [ink] 'Endeavours River' [JB]. 370×265/290; 1 sheet of anatomical drawings is pasted onto Parkinson's drawing: pen and ink wash *r* [ink] 'John Fred<sup>k</sup> Miller 1775.'; [pencil] 'Utricularia graminifolia' [unknown]; 'A' [unknown]. 65×150/15.

COPPER PLATE: [DM]; Bacstrom, S. Ms.: 8; Brown, R. Ms.: 22/534. 460×300/285; engraving proof *r* [pencil] 'Utricularia graminifolia' [unknown]; lithograph Britten, J. 1901 *Ill.*: pl. 225; col. engraving 1983 *BF*: pl. 238.

A6/271b *UTRICULARIA ULIGINOSA* Vahl, *Enum. pl.* I: 203 (1804).

SPECIMEN: see A6 271a.

MANUSCRIPT: Solander, D. Pl. Nov. Holl. 4: 594–595 'Utricularia graminifolia'; Solander, D. Slip Catalogue I: 743–748; Britten, J. 1901 *Ill.*: 69 *pro descr.*

FINISHED DRAWING: watercolours *r* [pencil] 'Utricularia graminifolia'; 'B' [unknown]; *v* 'In the' [SP]; 'The Calyx persistence pale green stalk & leaves fresh green.' [SP]; '187' [unknown]; 'R' [unknown]; [ink] 'Cape Grafton' [JB]. 370×265/115; 2 sheets of anatomical drawings are pasted onto Parkinson's drawing: 1 – pen and ink wash *r* [ink] 'John Fred<sup>k</sup> Miller 1775.'; [pencil] 'Utricularia graminifolia' [unknown]; 'B' [unknown]. 120×180/25; 2 – pencil *r* [pencil] 'Utricularia graminifolia' [unknown]; 'B' [unknown]. 45×85/25.

COPPER PLATE: [DM]; Bacstrom, S. Ms.: 8; Brown, R. Ms.: 22/534. 460×300/115; engraving proof *r* [pencil] 'Utricularia graminifolia' [unknown]; lithograph Britten, J. 1901 *Ill.*: pl. 225; col. engraving 1983 *BF*: pl. 238.

A6/272a *UTRICULARIA BILOBA* R. Brown, *Prodr.*: 432 (1810).

SPECIMEN: Botany Bay.

MANUSCRIPT: Solander, D. Pl. Nov. Holl. I: 46 'Utricularia filiformis'; Solander, D. Slip Catalogue I: 727–729; Britten, J. 1901 *Ill.*: 70 *pro descr.*

OUTLINE DRAWING: pencil outlines with colour references [SP]; *r* [pencil] 'Utricularia filiformis Ms' [unknown]; *v* 'The flower pale blue w<sup>t</sup> a cast of purple the nectarium greenish white w<sup>t</sup> 2 stripes of blue on the side the middle of the under part of the labium white & on the back 2 spots. the stalks & c green stained w<sup>t</sup> red.' [SP]; '44' [unknown]; [ink] [[Endeavours River]] [JB]; 'Botany Bay' [unknown]. 370×265/20; 1 sheet of anatomical drawings is pasted onto Parkinson's drawing: pencil, pen and ink wash *r* [ink] 'John Fred Miller 1775'; [pencil] 'Utricularia filiformis Ms' [unknown]. 165×140/25.



COPPER PLATE: [DM]; Bacstrom, S. Ms. : 8; Brown, R. Ms. : 25/602. 300×465/215; engraving proof *r* [pencil] 'Utricularia filiformis' [unknown]; lithograph Britten, J. 1901 *Ill.* : pl. 226A [together with 226B]; col. engraving 1983 *BF*: pl. 239.

A6/272b *UTRICULARIA LIMOSA* Banks & Solander ex R. Brown, *Prodr.* : 432 (1810).

SPECIMEN: Endeavour River (holotype).

MANUSCRIPT: Solander, D. Pl. Nov. Holl. 4: 518–519 'Utricularia limosa'; Solander, D. Slip Catalogue I: 701–705; Britten, J. 1901 *Ill.* : 70 *pro descr.*

OUTLINE DRAWING: pencil outlines with colour references [SP]; *r* [pencil] 'Utricularia limosa' [unknown]; *v* 'The upper labium white the lower one pale violet white in the middle the heel white ting<sup>d</sup> w<sup>t</sup> violet the calyx & peduncle red-green stalk green.' [SP]; 'limosa' [unknown]; [ink] 'Endeavours River' [JB]. 370×265/240; 1 sheet of anatomical drawings is pasted onto Parkinson's drawing: pen and ink wash *r* [ink] 'J.F. Miller. 1775.'; '12' [unknown]; [pencil] 'Utricularia limosa' [unknown]. 90×120/20.

COPPER PLATE: [DM]; Bacstrom, S. Ms. : 8; Brown, R. Ms. : 22/533. 460×300/240; engraving proof *r* [pencil] 'Utricularia limosa' [unknown]; lithograph Britten, J. 1901 *Ill.* : pl. 226B [together with 226A]; col. engraving 1983 *BF*: pl. 240.

A6/273a *UTRICULARIA CAERULEA* Linnaeus, *Sp. pl.* I: 18 (1753).

SPECIMEN: Endeavour River.

MANUSCRIPT: Solander, D. Pl. Nov. Holl. 4: 524–526 'Utricularia viminea'; Solander, D. Slip Catalogue I: 721–726; Britten, J. 1901 *Ill.* : 71 *pro descr.*; see also plate 222C.

OUTLINE DRAWING: pencil outlines with colour references [SP]; *r* [pencil] 'Utricularia viminea' [unknown]; *v* 'The stalks grass green.' [SP]; 'Utricularia pallida viminea' [unknown]; [ink] 'Endeavours River' [JB]. 375×265/180; 1 sheet of anatomical drawings is pasted onto Parkinson's drawing: pen and ink wash *r* [ink] 'John Fred Miller 1775'; [pencil] 'Utricularia viminea' [unknown]. 130×125/15.

COPPER PLATE: [DM]; Bacstrom, S. Ms. : 8; Brown, R. Ms. : 22/535. 460×295/200; engraving proof *r* [pencil] 'Utricularia viminea' [unknown]; lithograph Britten, J. 1901 *Ill.* : pl. 227 [together with A6/273b]; col. engraving 1983 *BF*: pl. 241.

A6/273b *UTRICULARIA CAERULEA* Linnaeus, *Sp. pl.* I: 18 (1753).

SPECIMEN: Endeavour River.

MANUSCRIPT: Solander, D. Pl. Nov. Holl. 5: 520–521 'Utricularia juncea'; Solander, D. Slip Catalogue I: 749–752; Britten, J. 1901 *Ill.* : 70 *pro descr.*; see also plate 222C.

OUTLINE DRAWING: pencil outlines with colour references [SP]; *r* [pencil] 'Utricularia juncea' [unknown]; *v* 'Utricularia juncea' [unknown]; [ink] 'Endeavours river' [JB]. 370×265/240; 1 sheet of anatomical drawings is pasted onto Parkinson's drawing: pencil, pen and ink wash *r* [ink] 'John Fred<sup>k</sup> Miller 1775'; [pencil] 'Utricularia juncea' [unknown]. 120×125/15.

COPPER PLATE: [DM]; Bacstrom, S. Ms. : 8; Brown, R. Ms. : 22/531. 460×300/245; engraving proof *r* [pencil] 'Utricularia juncea' [unknown]; lithograph Britten, J. 1901 *Ill.* : pl. 227 [together with A6/273a]; col. engraving 1983 *BF*: pl. 242.

## BIGNONIACEAE

- A6/274 PANDOREA PANDORANA (Andrews) van Steenis, *Bull. Jard. bot. Buitenz.*, sér. 3, 10: 198 (1928).

SPECIMEN: 2 sheets, Botany Bay, Bay of Inlets.

MANUSCRIPT: Solander, D. Pl. Nov. Holl. 1: 109–110, 3: 357–358 'Bignonia floribunda'; Britten, J. 1901 *Ill.*: 71 *pro descr.*

OUTLINE DRAWING: pencil outlines with colour references [SP]; *r* [pencil] '44' [unknown]; 'obtusé' 'Brow' [?] [unknown]; *v* 'The flower white the inside stript w<sup>t</sup> purple. the leaves grass green somewhat glaucous below the young stalks pale green. Capsula fresh green speck'd w<sup>t</sup> white.' [SP]; 'Bignonia floribunda' [unknown]; '113' [unknown]; [ink] 'Thirsty Sound.' [JB]. 470×290/375.

FINISHED DRAWING: watercolours *r* [ink] 'Fred<sup>k</sup> Polydore Nodder, Pinx<sup>t</sup>: 1778'; [pencil] 'too long' 'too long' 'quite rounded' 'The terminal leaves broader at base' [unknown]. 540×360/415; see Carr, D.J. [Ed.] 1983 pl. 159 p. 166.

COPPER PLATE: [DM]; Bacstrom, S. Ms.: 94; Brown, R. Ms.: 28/683 [?]; [no engraving proof]; lithograph Britten, J. 1901 *Ill.*: pl. 228; col. engraving 1983 *BF*: pl. 243.

- A6/275 DEPLANCHEA TETRAPHYLLA (R. Brown) F. Mueller, *Second syst. census Austral. pl.*: 167 (1889).

SPECIMEN: 2 sheets, Endeavour River (holotype).

MANUSCRIPT: Solander, D. Pl. Nov. Holl. 3: 442–446 'Duplanthera tetraphylla'; Britten, J. 1901 *Ill.*: 72 *pro descr.*; 1973 *CF*: pl. 22 *pro descr.*

OUTLINE DRAWING: pencil outlines with colour references [SP]; *r* [pencil] '87' [unknown]; *v* 'Duplanthera 4-phylla' [unknown]; [ink] 'Endeavours River' [JB]. 545×360/405.

FINISHED DRAWING: watercolours *r* [ink] 'Fred<sup>k</sup> Polydore Nodder. Pinx<sup>t</sup>: 1778'. 545×355/440.

COPPER PLATE: [DM]; Bacstrom, S. Ms.: 98; Brown, R. Ms.: 22/544. 455×295/430; engraving proof *r* [pencil] 'Duplanthera tetraphylla' [unknown]; lithograph Britten, J. 1901 *Ill.*: pl. 229; engraving 1973 *CF*: pl. 22; col. engraving 1983 *BF*: pl. 244.

## PEDALIACEAE

- A6/276 JOSEPHINIA IMPERATRICIS Ventenat, *Jard. Malm.* 2: t. 67 (1804).

SPECIMEN: Lizard Island, Islands of Cape Fear.

MANUSCRIPT: Solander, D. Pl. Nov. Holl. 4: 589–591 'Pedalioides tribulus'; Britten, J. 1901 *Ill.*: 72 *pro descr.*

OUTLINE DRAWING: pencil outlines with colour references [SP]; *r* [pencil] '188' [unknown]; *v* 'The petala on the inside delicate pale crimson the lower labia deep crimson at the edge & vein'd w<sup>t</sup> deep [?] the outside very pale.' [SP]; 'Pedalioides tribulus' [unknown]; 'L I' [unknown]; [ink] 'Lizard [?] Island' [JB]. 545×355/425.

FINISHED DRAWING: watercolours *r* [ink] 'Fred<sup>k</sup> Polydore Nodder. Pinx<sup>t</sup> 1778'; [pencil] 'The stem very little square' [unknown]. 540×360/430.

COPPER PLATE: [GS]; Bacstrom, S. Ms. : 98; Brown, R. Ms. : 21/511. 460×300/425; engraving proof *r* [pencil] 'longer' [unknown]; 'Pedalioides tribulus' [unknown]; 'G Sibelius'; lithograph Britten, J. 1901 *Ill.* : pl. 230; col. engraving 1983 *BF*: pl. 245.

## ACANTHACEAE

A6/277 NELSONIA ROTUNDIFOLIA R. Brown, *Prodr.* : 481 (1810).

SPECIMEN: Endeavour River (holotype).

MANUSCRIPT: Solander, D. Pl. Nov. Holl. 3: 308–309 'Diantheroides humifusa'; Solander, D. Slip Catalogue I: 643–646; Britten, J. 1901 *Ill.* : 72 *pro descr.*

OUTLINE DRAWING: pencil outlines with colour references [SP]; *r* [pencil] '20' [unknown]; *v* 'The flowers white.' [SP]; 'The Branches are longer – more seeds in the Capsula & the Disspermeatum [?] shown' [unknown]; 'Dianthera humifusa' [unknown]; [ink] 'Endeavours River' [JB]. 265×365/125.

FINISHED DRAWING: watercolours *r* [ink] 'John Frederick Miller pinx<sup>t</sup> 1773'; 'Dianthera humifusa' [unknown]. 360×535/125.

COPPER PLATE: [G. Smith]; Bacstrom, S. Ms. : 8; Brown, R. Ms. : 2/28. 295×455/120; engraving proof *r* [pencil] 'Justicia humifusa' [unknown]; lithograph Britten, J. 1901 *Ill.* : pl. 231; col. engraving 1983 *BF*: pl. 246.

A6/278 HYGROPHILA SALICIFOLIA (Vahl) Nees von Essenbeck in Wallich, *Pl. As. Rar.* 3: 81 (1832).

SPECIMEN: Endeavour River (holotype).

MANUSCRIPT: Solander, D. Pl. Nov. Holl. 3: 390–391 'Ruellia angustifolia'; Britten, J. 1901 *Ill.* : 73 *pro descr.*

OUTLINE DRAWING: pencil outlines with colour references [SP]; *r* [pencil] 'pale violet' 'pale violet' 'greenish' [SP]; *v* 'The leaves above grass green w<sup>t</sup> prominent veins below pale glaucous w<sup>t</sup> dark veins stalk & calyx ting'd w<sup>t</sup> red.' [SP]; 'Ruellia angustifolia' [unknown]; [ink] 'Endeavours River' [JB]. 370×265/235.

FINISHED DRAWING: watercolours *r* [ink] 'Fred<sup>k</sup> Polydore Nodder Pinx<sup>t</sup> 1778'. 540×360/240.

COPPER PLATE: [GS]; Bacstrom, S. Ms. : 96; Brown, R. Ms. : 21/507. 460×295/235; engraving proof *r* [pencil] 'Ruellia angustifolia' [unknown]; lithograph Britten, J. 1901 *Ill.* : pl. 232; col. engraving 1983 *BF*: pl. 247.

A6/279 ACANTHUS ILICIFOLIUS Linnaeus subsp. ORIENTALIS Bremekamp, *Verh. K. ned. Akad. Wet.*, series C, 58 (3): 300 (1955).

SPECIMEN: 2 sheets, Endeavour River.

MANUSCRIPT: Solander, D. Pl. Nov. Holl. 3: 387–389 'Acanthus Hystrix'; Solander, D. Slip Catalogue XIII. : 767–768.

OUTLINE DRAWING: pencil outlines with colour references [SP]; *r* [pencil] '86' [unknown]; *v* 'The upper part of the petal purple blue the lower part greenish white the stamina white ting'd w<sup>t</sup> brown anthera Chocolate colour edg'd w<sup>t</sup> white hair – buds purple blue at the points leaves above dark grass green w<sup>t</sup> hollow veins the nerve light yellow green below fresh green w<sup>t</sup> narrow dark veins, the nerve very light stalks & calicae pale green' [SP]; 'Acanthus Hystrix' [unknown]; [ink] 'Endeavours River' [JB]. 545×370/460.  
Bacstrom, S. Ms.: 98.

A6/280 JUSTICIA JUNCEA R. Brown, *Prodr.*: 476 (1810).

SPECIMEN: Bay of Inlets.

MANUSCRIPT: Solander, D. Pl. Nov. Holl. 2: 167–168, 173–174 'Dianthera juncea'; Solander, D. Slip Catalogue I: 525–528; Britten, J. 1901 *Ill.*: 73 *pro descr.*

OUTLINE DRAWING: pencil outlines with colour references [SP]; *r* [pencil] '2' [unknown]; 'Justicia juncea MS' [unknown]; *v* 'The under labia of the flower a pale red purple white at the base & stript crimson the Calyx & stalks dark green leaves pale yellow green w<sup>t</sup> high veins' [SP]; '144' [unknown]; 'Dianthera juncea' [unknown]; [ink] 'Thirsty Sound.' [JB]. 470×290/370.

FINISHED DRAWING: watercolours *r* [ink] 'John Frederick Miller pinx<sup>t</sup> 1773.'; 'Dianthera juncea.' [unknown]. 545×360/370.

COPPER PLATE: [TS]; Bacstrom, S. Ms.: 8; Brown, R. Ms.: 2/26. 455×300/370; engraving proof *r* [pencil] 'Justicia juncea' [unknown]; lithograph Britten, J. 1901 *Ill.*: pl. 233; col. engraving 1983 *BF*: pl. 248.

A6/281 JUSTICIA SPECIES (JUSTICIA PROCUMBENS auct. non Linnaeus).

SPECIMEN: Endeavour River.

MANUSCRIPT: Solander, D. Pl. Nov. Holl. 4: 469–470 'Dianthera hispida'; Solander, D. Slip Catalogue I: 521–524; Britten, J. 1901 *Ill.*: 73 *pro descr.*

OUTLINE DRAWING: pencil outlines with colour references [SP]; *r* [pencil] '19' [unknown]; 'Justicia hispida MS' [unknown]; *v* 'flower white' [SP]; 'Dianthera hispida' [unknown]; [ink] 'Endeavours River' [JB]. 370×265/270.

FINISHED DRAWING: watercolours *r* [ink] 'John Frederick Miller pinx<sup>t</sup> 1773.'; 'Dianthera hispida.' [unknown]. 530×360/280.

COPPER PLATE: [TS]; Bacstrom, S. Ms.: 8; Brown, R. Ms.: 2/27. 455×295/280; engraving proof *r* [pencil] 'Justicia hispida' [unknown]; lithograph Britten, J. 1901 *Ill.*: pl. 234; col. engraving 1983 *BF*: pl. 249.

A6/282 PSEUDERANTHEMUM VARIABILE (R. Brown) Radlkofer ex Lindau, *Natürl. Pflanzenfam.* 4 (3b): 330 (1895).

SPECIMEN: 2 sheets, 1 – Bustard Bay, Endeavour River, 2 – Thirsty Sound.

MANUSCRIPT: Solander, D. Pl. Nov. Holl. I: 119 'Justicia umbratilis'; Solander, D. Slip Catalogue I: 617–620; Britten, J. 1901 *Ill.*: 74 *pro descr.*

OUTLINE DRAWING: pencil outlines with colour references [SP]; *r* [pencil] 'Justicia umbratilis MS' [unknown]; *v* 'The flowers white anthera coffee colour the spots on the lower petala purple.' [SP]; '105' [unknown]; 'Justicia umbratilis' [unknown]; [ink] 'Thirsty Sound' [JB]. 370×265/260.

FINISHED DRAWING: watercolours *r* [ink] 'John Frederick Miller pinx:<sup>t</sup> 1773.'; 'Justicia umbratilis.' [unknown]. 535×360/250; see Carr, D.J. [Ed.] 1983 pl. 157 p. 164.

COPPER PLATE: [G. Smith]; Bacstrom, S. Ms.: 6; Brown, R. Ms.: 1/22. 455×300/250; engraving proof *r* [pencil] 'Justicia umbratilis' [unknown]; lithograph Britten, J. 1901 *Ill.*: pl. 235; col. engraving 1983 *BF*: pl. 250.

## MYOPORACEAE

A6/283 MYOPORUM ACUMINATUM R. Brown, *Prodr.*: 515 (1810).

SPECIMEN: Bustard Bay, Palm Island.

MANUSCRIPT: Solander, D. Pl. Nov. Holl. 1: 131 'Myoporum caecum'; Britten, J. 1901 *Ill.*: 74 *pro descr.*

OUTLINE DRAWING: pencil outlines with colour references [SP]; *r* [pencil] '47' [unknown]; *v* 'The flowers white w<sup>t</sup> some small spots of purple. the berries a shin<sup>y</sup> blue purple' [SP]; 'Myoporum caecum' [unknown]; '109' [unknown]; [ink] 'Bustard Bay.' [JB]. 470×290/380.

FINISHED DRAWING: watercolours *r* [ink] 'Fred<sup>k</sup> Polydore Nodder. Pinx<sup>t</sup> 1778'. 545×360/380.

COPPER PLATE: [RB]; Bacstrom, S. Ms.: 96; Brown, R. Ms.: 21/508. 460×360/380; engraving proof *r* [pencil] 'Myoporum caecum' [unknown]; lithograph Britten, J. 1901 *Ill.*: pl. 236; col. engraving 1983 *BF*: pl. 251.

## VERBENACEAE

A6/284 CALLICARPA PEDUNCULATA R. Brown, *Prodr.*: 513 (1810).

SPECIMEN: Endeavour River.

MANUSCRIPT: Solander, D. Pl. Nov. Holl. 2: 292, 296 'Callicarpa pedunculata'; Britten, J. 1901 *Ill.*: 74 *pro descr.*

OUTLINE DRAWING: pencil outlines with colour references [SP]; *v* [pencil] 'The berries when ripe fine violet colour' [SP]; 'Callicarpa pedunculata' [unknown]; [ink] 'Endeavours River' [JB]. 545×355/395.

FINISHED DRAWING: watercolours *v* [pencil] 'Caliscarpa pedunculata' [unknown]. 535×360/395.

COPPER PLATE: [WT]; Bacstrom, S. Ms.: 22; Brown R. Ms.: 3/65. 460×295/390; engraving proof *r* [pencil] 'Callicarpa pedunculata' [unknown]; lithograph Britten, J. 1901 *Ill.*: pl. 237; col. engraving 1983 *BF*: pl. 252.

A6/285 PREMNA INTEGRIFOLIA Linnaeus, *Mant. pl.* 2: 252 (1771).

SPECIMEN: 2 sheets, 1 – Cape Grafton.

MANUSCRIPT: Solander, D. Pl. Nov. Holl. 2: 257–258 'Lomatia diffusa'; Solander, D. Slip Catalogue XIII: 501–502.

OUTLINE DRAWING: pencil outlines with colour references [SP]; *v* [pencil] 'The flowers when blown white. anthera dark brown the leaves above vivid grass green vein'd w<sup>t</sup> paler below somewhat glaucous w<sup>t</sup> prominent veins' [SP]; 'Premna [[Lomatia]] diffusa' [unknown]; 'R' [unknown]; '176' [unknown]; [ink] 'Cape Grafton' [JB]. 540×360/375.  
Bacstrom, S. Ms. : 96.

A6/286 GMELINA MACROPHYLLA (R. Brown) Bentham, *Fl. austral.* 5: 65 (1870).

SPECIMEN: 2 sheets, Cape Grafton (syntypes).

MANUSCRIPT: Solander, D. Pl. Nov. Holl. 2: 249–252, 257–258 'Ephielis simplicifolia'; Britten, J. 1901 *Ill.* : 74 *pro descr.*

OUTLINE DRAWING: pencil outlines with colour references [SP]; *r* [pencil] 'old pls [?] Square' [unknown]; 'The 3 upper petala very pale lilac under petala purple w<sup>t</sup> 2 spots of yellow at the base stamina & a white.' [SP]; 'Ephielis simplicifolia' [unknown]; 'R' [unknown]; '179' [unknown]; [ink] 'Cape Grafton' [JB]. 540×355/445.

FINISHED DRAWING: watercolours *r* [pencil] 'to be made Sep' [unknown]. 540×355/440.

COPPER PLATE: [GS]; Bacstrom, S. Ms. : 96; Brown, R. Ms. : 20/487. 460×300/445; engraving proof *r* [pencil] 'G. Sibelius engr' [unknown]; 'Ephielis simplicifolia' [unknown]; lithograph Britten, J. 1901 *Ill.* : pl. 238; col. engraving 1983 *BF*: pl. 253.

A6/287 CLERODENDRUM FLORIBUNDUM R. Brown, *Prodr.* : 511 (1810).

SPECIMEN: 4 sheets, Endeavour River, Bay of Inlets, Palm Island. There are also 2 sheets labelled *Volkameria latifolia* from Endeavour River and 4 sheets labelled *V. media* or *Clerodendrum medium* from Cape Grafton and Endeavour River.

MANUSCRIPT: Solander, D. Pl. Nov. Holl. 2: 183–184, 232 'Volkameria insectorum'; Britten, J. 1901 *Ill.* : 75 *pro descr.*

OUTLINE DRAWING: pencil outlines with colour references [SP]; *v* [pencil] 'The flowers white anthera brown stile ting'd w<sup>t</sup> green.' [SP]; 'P' [unknown]; 'Volkameria insectorum' [unknown]; '173' [unknown]; [ink] 'Palm Island.' [JB]. 545×360/380.

FINISHED DRAWING: watercolours *r* [ink] 'Fred<sup>k</sup> Polydore Nodder Pinx<sup>t</sup> 1778'. 545×360/435; see Beaglehole, J.C. 1962 2: pl. 23; Carr, D.J. [Ed.] 1983 pl. 160 p. 167.

COPPER PLATE: [GS]; Bacstrom, S. Ms. : 96; Brown, R. Ms. : 20/489. 460×300/430; 2 engraving proofs: 1 – *r* [ink] 'Volkameria insectorum' 'G:<sup>d</sup> Sibelius'; [pencil] 'flat' 'flat' [unknown]; 2 – *r* 'Volkameria insectorum' [unknown]; lithograph Britten, J. 1901 *Ill.* : pl. 239; col. engraving 1983 *BF*: pl. 254.

A6/288 CLERODENDRUM INERME (Linnaeus) Gaertner, *Fruct. Sem. pl.* I: 271 (1788).

SPECIMEN: 2 sheets, Bay of Inlets.

MANUSCRIPT: Solander, D. Pl. Nov. Holl. I: 172–173 'Volkameria inermis'.

OUTLINE DRAWING: pencil outlines with colour references [SP]; *r* [pencil] '50' [unknown]; *v* 'The petala on the upper side white ting'd at the base w<sup>t</sup> crimson tube underside of the petala, stamina & stile purple Crimson calyx ting'd w<sup>t</sup> purple leaves vivid grass green [[w<sup>t</sup> below]] & w<sup>t</sup> small hollow veins' [SP]; '3' [unknown]; '137' [unknown]; 'Volkameria inermis' [?] [unknown]; [ink] 'Thirsty Sound.' [JB].

470×290/330.

Bacstrom, S. Ms. : 96.

A6/289 VITEX TRIFOLIA Linnaeus, *Sp. pl.* : 638 (1753).

SPECIMEN: 2 sheets, 1 – Bay of Inlets.

MANUSCRIPT: Solander, D. Pl. Nov. Holl. 2: 166 'Vitex trifolia'.

OUTLINE DRAWING: pencil outlines with colour references [SP]; *v* [pencil] 'The flowers a purple blue somewhate pale the buds & underside of the leaves-a whitish-mealy green the upperside grass green vein'd with lighter the stalks brownish' [SP]; '3' [unknown]; '153' [unknown]; 'Vitex trifolia' [unknown]; [ink] 'Thirsty Sound' [JB].

545×355/430.

Bacstrom, S. Ms. : 96.

A6/289A VITEX ROTUNDIFOLIA Linnaeus f., *Suppl. pl.* : 294 (1782).

SPECIMEN: Endeavour River.

MANUSCRIPT: Solander, D. Pl. Nov. Holl. 4: 485–486 'Vitex simplicifolius'.

OUTLINE DRAWING: pencil outlines with colour references [SP]; *v* [pencil] 'The flower on the inside violet colour on the outside very pale.' [SP]; 'Vitex simplicifolia' [unknown]; [ink] 'Endeavours River' [JB]. 365×265/295.

Bacstrom, S. Ms. : 96.

A6/290 AVICENNIA MARINA (Forsskål) Vierhapper, *Denkschr. Akad. Wiss. Wien.* 71: 435 (1907).

SPECIMEN: Bustard Bay, Bay of Inlets, Endeavour River, Point Lookout.

MANUSCRIPT: Solander, D. Pl. Nov. Holl. 1: 146–148 'Avicennia resinifera'.

OUTLINE DRAWING: pencil outlines with colour references [SP]; *v* [pencil] 'Obs. Only a variety of the Avicennia resinifera Nov. Zel and perhaps only a variety of the avicenna tormentosa (fr. Rheed Mal 4: 4–45 and Specimina Brown' [unknown]; '121' [unknown]; 'Avicennia resinifera' [unknown]; [ink] 'Bustard Bay.' [JB]. 545×360/300.

Bacstrom, S. Ms. : 98.

## LABIATAE

A6/291 PLECTRANTHUS PARVIFLORUS Willdenow, *Hort. berol.* : t. 65 (1806).

SPECIMEN: 2 sheets, Botany Bay.

MANUSCRIPT: Solander, D. Pl. Nov. Holl. 1: 17–19 'Ocymum scutellarioides'.

OUTLINE DRAWING: pencil outlines with colour references [SP]; *r* [pencil] '48' [unknown]; *v* 'Ocymum scutellarioides' [unknown]; 'The upper labium of the flower pale ultramarine blue w<sup>t</sup> 3 spots of darker the rest of the flower white the stamina ting'd w<sup>t</sup> blue the stalks a tender-green colour stain'd w<sup>t</sup> purple the leaves fresh green vein'd like balm' [SP]; '26' [unknown]; 'Scutellariod' [unknown]; [ink] 'Botany Bay' [JB]. 470×290/375.

Bacstrom, S. Ms.: 94.

A6/292 PLECTRANTHUS APREPTUS S.T. Blake, *Contr. Qd Herb.* 9: 47 (1971).

SPECIMEN: 3 sheets, 1 – Cape Grafton, 2 – 3\*, Endeavour River.

MANUSCRIPT: Solander, D. Pl. Nov. Holl. 2: 251, 261 'Ocymum inodorum'; Britten, J. 1901 *Ill.*: 75 *pro descr.*

OUTLINE DRAWING: pencil outlines with colour references [SP]; *r* [pencil] '49' [unknown]; 'broad' 'bright blue' 'flat' 'dark blue' 'pale blue' 'dark blue' [SP]; *v* 'R' [unknown]; '182' [unknown]; 'Ocymum' [unknown]; 'Ocymum inodorum' [unknown]; [ink] 'Cape Grafton' [JB]. 470×290/365.

FINISHED DRAWING: watercolours *r* [ink] 'Fred<sup>k</sup> Polydore Nodder Pinx<sup>t</sup> 1778'; [pencil] 'The under Divisions of 1 calyx too broad' 'angles more obtuse' [unknown]. 540×350/360.

COPPER PLATE: [RB]; Bacstrom, S. Ms.: 94; Brown, R. Ms.: 23/569. 460×300/365; engraving proof *r* [pencil] 'Ocymum inodorum' [unknown]; lithograph Britten, J. 1901 *Ill.*: pl. 240; col. engraving 1983 *BF*: pl. 255.

A6/293 PLECTRANTHUS GRAVEOLENS R. Brown, *Prodr.*: 506 (1810).

SPECIMEN: 2 sheets, 1 – Bustard Bay, Endeavour River, 2 – Endeavour River.

MANUSCRIPT: Solander, D. Pl. Nov. Holl. Systematic Index 4: 33 [index entry only] 'Ocymum densum'.

OUTLINE DRAWING: pencil outlines with colour references [SP]; *v* [pencil] 'The labia & stamine rich blue not very dark the tube & under side of the flower pale blue w<sup>t</sup> a cast of purple.' [SP]; 'Ocymum densum' [?] [unknown]; [ink] 'Endeavours River.' [JB]. 540×360/420.

Bacstrom, S. Ms.: 94.

A6/294 PLECTRANTHUS FOETIDUS Bentham, *Labiata. gen. spec.*: 35 (1832).

SPECIMEN: 2 sheets, 1 – Endeavour River (holotype).

MANUSCRIPT: Solander, D. Pl. Nov. Holl. 4: 496–498 'Ocymum foetidum'.

OUTLINE DRAWING: pencil outlines with colour references [SP]; *r* [pencil] 'ultramarine' 'pale' 'pale violet' 'ultramarine' [SP]; *v* 'Ocymum foetidum' [unknown]; [ink] 'Endeavours River' [JB]. 545×350/400. Bacstrom, S. Ms.: 94.

A6/295 HEMIGENIA PURPUREA R. Brown, *Prodr.*: 502 (1810).

SPECIMEN: Botany Bay.

MANUSCRIPT: Solander, D. Pl. Nov. Holl. 1: 22–23 'Glecomoides fruticosa'; Britten, J. 1901 *Ill.*: 75 *pro descr.*



OUTLINE DRAWING: pencil outlines with colour references [SP]; *v* [pencil] 'The flower a pale blueish purple turning into white at the base on which are a few orange spots. leaves grass green, stalk brown.' [SP]; 'Glechomoides fruticosa' [unknown]; '50' [unknown]; [ink] 'Botany Bay' [JB]. 370×265/315.

FINISHED DRAWING: watercolours *r* [ink] 'Fred<sup>k</sup> Polydore Nodder. Pinx<sup>t</sup> 1778'. 540×350/345.

COPPER PLATE: [RB]; Bacstrom, S. Ms. : 98; Brown, R. Ms. : 21/509. 460×295/345; engraving proof *r* [pencil] 'Glechomoides fruticosa' [unknown]; lithograph Britten, J. 1901 *Ill.* : pl. 241; col. engraving 1983 *BF*: pl. 256.

A6/296 WESTRINGIA FRUTICOSA (Willdenow) Druce, *Rep. botl Soc. Exch. Club Br. Isl.* 1916:652 (1917).

SPECIMEN: no locality.

MANUSCRIPT: Solander, D. Pl. Nov. Holl. I: 35–36 'Cunila fruticosa'; Solander, D. Slip Catalogue I: 791–796; Britten, J. 1901 *Ill.* : 75 *pro descr.*

OUTLINE DRAWING: pencil outlines with colour references [SP]; *r* [pencil] '13' [unknown]; 'Westringia rosmarinifolius Smith' [Sm. [?]]; *v* 'The flowers white spots red brown. the under side of the leaves & young stalks silvery.' [SP]; '71' [unknown]; 'Cunila fruticosa' [unknown]; [ink] 'Botanists Bay' [JB]. 370×265/280.

FINISHED DRAWING: watercolours *r* [ink] 'John Frederick Miller pinxt. 1773.'; 'Cunila fruticosa' [unknown]; [pencil] 'Westringia rosmarinifolius Smith' [Sm. [?]]. 540×360/280.

COPPER PLATE: [G. Smith]; Bacstrom, S. Ms. : 10; Brown, R. Ms. : 2/31. 455×295/275; engraving proof *r* [pencil] 'Cumila fruticosa' [unknown]; lithograph Britten, J. 1901 *Ill.* : pl. 242; col. engraving 1983 *BF*: pl. 257.

A6/297 AJUGA AUSTRALIS R. Brown, *Prodr.* : 503 (1810).

SPECIMEN: 2 sheets, Bustard Bay.

MANUSCRIPT: Solander, D. Pl. Nov. Holl. I: 119–120 'Ajuga caerulea'; Britten, J. 1901 *Ill.* : 75 *pro descr.*

OUTLINE DRAWING: pencil outlines with colour references [SP]; *r* [pencil] '42' [unknown]; *v* '112' [unknown]; 'Ajuga caerulea' [unknown]; [ink] 'Bustard Bay' [JB]. 470×290/390.

FINISHED DRAWING: watercolours *r* [ink] 'Fred<sup>k</sup> Polydore Nodder. Pinx<sup>t</sup> 1778'. 540×350/455.

COPPER PLATE: [GS]; Bacstrom, S. Ms. : 94; Brown, R. Ms. : 23/573. 460×295/450; 2 engraving proofs: 1 – *r* [ink] 'Ajuga caerulea' 'G. Sibelius'; [pencil] 'The' 'The upper labium shorter than the anther' 'Lanthera' 'style before' [unknown]; 2 – [pencil] 'Ajuga caerulea' [unknown]; lithograph Britten, J. 1901 *Ill.* : pl. 243; col. engraving 1983 *BF*: pl. 258.

A6/298 TEUCRIUM ARGUTUM R. Brown, *Prodr.*: 504 (1810).

SPECIMEN: Endeavour River.

MANUSCRIPT: Solander, D. Pl. Nov. Holl. 2: 233–234 'Ajuga moschata'.

OUTLINE DRAWING: pencil outlines with colour references [SP]; *r* [pencil] '43' [unknown]; *v* 'The labia of the flower a rich purple turning white toward the base the upper petala white tho stain'd w<sup>t</sup> crimson. the leaves grass green the underside considerably paler w<sup>t</sup> very prominent veins stalks & buds pale yellow green' [SP]; 'P' [unknown]; '170' [unknown]; 'Ajuga moscata' [unknown]; [ink] 'Palm Island' [JB]. 470×290/380.

Bacstrom, S. Ms.: 94.

## CHENOPODIACEAE

A7/299a RHAGODIA CANDOLLEANA Moquin-Tandon, *Chenop. monogr. enum.*: 10 (1840).

SPECIMEN: Botany Bay.

MANUSCRIPT: Solander, D. Pl. Nov. Holl. 1: 36–37 'Atriplex baccata'; Britten, J. 1905 *Ill.*: 77 *pro descr.*

OUTLINE DRAWING: pencil outlines with colour references [SP]; *r* [pencil] '193' [unknown]; *v* 'The berries pale green when young dark green when older & a dark shining red when ripe the calyx pale green & crimson on the inside' [SP]; 'Atriplex baccata' [unknown]; '84' [unknown]; [ink] 'Botany Bay' [JB]. 365×265/275.

FINISHED DRAWING: watercolours *r* [ink] 'Fred<sup>t</sup> Polydore Nodder. pinx<sup>t</sup> 1781'. 545×345/310.

COPPER PLATE: [GS]; Bacstrom, S. Ms.: 138; [not in Brown]. 455×295/305; engraving proof *r* [pencil] 'Atriplex baccata' [unknown]; 'G.<sup>d</sup> Sibelius'; lithograph Britten, J. 1905 *Ill.*: pl. 244; col. engraving 1983 *BF*: pl. 259.

A7/299b ATRIPLEX CINEREA Poiret, *Encycl. Suppl.* 1: 471 (1811).

SPECIMEN: Botany Bay.

MANUSCRIPT: Solander, D. Pl. Nov. Holl. 1: 83 'Atriplex halimifolia'.

OUTLINE DRAWING: pencil outlines with colour references [SP]; *r* [pencil] '78' [unknown]; *v* 'The receptacle pale dirty brown the anthera yellow' [SP]; 'Atriplex halimifolia' [unknown]; '27' [unknown]; [ink] 'Botany Bay.' [JB]. 475×290/365. Bacstrom, S. Ms.: 138.

A7/300 SUAEDA ARBUSCULOIDES L.S. Smith, *Contr. Qd Herb.* 6: 1 (1969).

SPECIMEN: 3 sheets, 1 – Bustard Bay, 2 – Bay of Inlets, 3 – no locality.

MANUSCRIPT: Solander, D. Pl. Nov. Holl. 1: 128–129, 155 'Salsola erecta'; [no description in Britten].

OUTLINE DRAWING: pencil outlines with colour references [SP]; *r* [pencil] '93' [unknown]; *v* 'Salsola erecta' [unknown]; '114' [unknown]; [ink] 'Bustard Bay' [JB]. 470×290/345.

FINISHED DRAWING: watercolours *r* [ink] 'John Frederick Miller pinx<sup>t</sup> 1774.'; *v* [pencil] 'Salsola erecta' [unknown]. 525×350/365.

COPPER PLATE: [G. Smith]; Bacstrom, S. Ms. : 38; Brown, R. Ms. : 6/134. 455×295/365; engraving proof *r* [pencil] 'Salsola erecta' [unknown]; [not in Britten]; col. engraving 1983 *BF*: pl. 260.

A7/301 *SALSOLA KALI* Linnaeus *Sp. pl.* **1**: 222 (1753).

SPECIMEN: Bay of Inlets, Endeavour River, Island of Savu.

MANUSCRIPT: Solander, D. Pl. Nov. Holl. **2**: 204–205, **4**: 550–551 'Salsola spinosa'; Britten, J. 1905 *Ill.* : 77 *pro descr.*

OUTLINE DRAWING: pencil outlines with colour references [SP]; *r* [pencil] '66' [?] [unknown]; *v* 'Salsola spinosa' [unknown]; [ink] 'Endeavours River' [JB]. 365×265/280.

FINISHED DRAWING: watercolours *r* [ink] 'James Miller pinx<sup>t</sup> 1774'; *v* [pencil] 'Salsola spinosa' [unknown]. 525×350/310.

COPPER PLATE: [G. Smith]; Bacstrom, S. Ms. : 38; Brown, R. Ms. : 6/135. 455×295/305; engraving proof *r* [pencil] 'Salsola spinosa' [unknown]; lithograph Britten, J. 1905 *Ill.* : pl. 245; col. engraving 1983 *BF*: pl. 261.

## AMARANTHACEAE

A7/302 *DEERINGIA AMARANTHOIDES* (Lamarck) Merrill, *Interpr. Herb. amboin.* : 211 (1917).

SPECIMEN: \*, Bay of Inlets.

MANUSCRIPT: Solander, D. Pl. Nov. Holl. **2**: 177–178 'Claytonioides sarmentosa'; Britten, J. 1905 *Ill.* : 77 *pro descr.*

OUTLINE DRAWING: pencil outlines with colour references [SP]; *v* [pencil] 'The flowers a pale greenish white buds & germen a pale green. leaves grass green vein'd w<sup>t</sup> lighter green the under side paler with prominent veins the petiola faintly ting'd w<sup>t</sup> red' [SP]; 'Claytonoides sarmentosa' [unknown]; '160' [unknown]; [ink] 'Thirsty Sound.' [JB]. 545×350/455.

FINISHED DRAWING: watercolours *r* [ink] 'Jn:<sup>o</sup> Cleveley Jun<sup>t</sup> Pinct. 1774.'; *v* [pencil] 'Claytonoides sarmentosa' [unknown]. 540×345/450.

COPPER PLATE: [CW]; Bacstrom, S. Ms. : 44; Brown, R. Ms. : 13/304. 455×295/435; engraving proof *r* [pencil] 'Claytonoides sarmentosa' [unknown]; lithograph Britten, J. 1905 *Ill.* : pl. 246; col. engraving 1983 *BF*: pl. 262.

A7/303 *DEERINGIA ARBORESCENS* (R. Brown) Druce, *Rep. botl Soc. Exch. Club Br. Isl.* 1916: 619 (1917).

SPECIMEN: \*, Endeavour River (syntype).

MANUSCRIPT: Solander, D. Pl. Nov. Holl. **3**: 335–336 'Pharnacioides arborescens'; Britten, J. 1905 *Ill.* : 77 *pro descr.*

OUTLINE DRAWING: pencil outlines with colour references [SP]; *v* [pencil] 'Flowers white the leaves above grass green faintly vein'd below somewhat paler w<sup>t</sup> dark veins and prominent light col<sup>d</sup> nerves' [SP]; 'Pharnaceoides arborea' [unknown]; [ink] 'Endeavours River' [JB]. 540×345/325.

FINISHED DRAWING: watercolours *r* [ink] 'John Frederick Miller. pinx.<sup>t</sup> 1775.'; *v* [pencil] 'Pharnacioides arborea' [unknown]; 'E.R.' [unknown]. 435×345/390.

COPPER PLATE: [DM]; Bacstrom, S. Ms. : 46; Brown, R. Ms. : 16/381. 455×295/415; engraving proof *r* [pencil] 'Pharnaceoides arborea' [unknown]; lithograph Britten, J. 1905 *Ill.* : pl. 247; col. engraving 1983 *BF*: pl. 263.

## POLYGONACEAE

A7/304 PERSICARIA ATTENUATA (R. Brown) Soják, *Preslia* 46 (2): 152 (1974).

SPECIMEN: Endeavour River.

MANUSCRIPT: Solander, D. Pl. Nov. Holl. 4: 535–537 'Polygonum albiflorum'; Britten, J. 1905 *Ill.* : 78 *pro descr.*

OUTLINE DRAWING: pencil outlines with colour references [SP]; *r* [pencil] '51' [unknown]; *v* 'the flowers white.' [SP]; 'Polygonum albiflorum' [unknown]; [ink] 'Endeavours River.' [JB]. 540×370/420.

FINISHED DRAWING: watercolours *r* [ink] 'Jn:<sup>o</sup> Cleveley Jun<sup>r</sup>. Pinxt. 1775.'; *v* [pencil] 'Polygenum Albiflorum' [unknown]. 540×345/420.

COPPER PLATE: [G. Smith]; Bacstrom, S. Ms. : 64; Brown, R. Ms. : 10/239. 460×295/420; engraving proof *r* [pencil] 'Polygonum albiflorum' [unknown]; lithograph Britten, J. 1905 *Ill.* : pl. 248; col. engraving 1983 *BF*: pl. 264.

A7/305 MUEHLENBECKIA RHYTICARYA F. Mueller, *Fragm.* 5: 92 (1865).

SPECIMEN: 2 sheets, Endeavour River.

MANUSCRIPT: Solander, D. Pl. Nov. Holl. 3: 329, 361–362 'Polygonum volubile'; Solander, D. Slip Catalogue x: 107–108; Britten, J. 1905 *Ill.* : 78 *pro descr.*

OUTLINE DRAWING: pencil outlines with colour references [SP]; *v* [pencil] 'The leaves grass green above w<sup>t</sup> hollow veins & a pale nerve below glaucous w<sup>t</sup> high veins stalks & flowers pale green, membranaceous bractea orange brown.' [SP]; 'Polygonum volubile' [unknown]; [ink] 'Endeavours River.' [JB]. 540×345/360.

FINISHED DRAWING: watercolours *r* [ink] 'John Frederick Miller pinx.<sup>t</sup> 1775.'; *v* [pencil] 'Polygonum volubile' [unknown]; 'E: River' [unknown]. 535×300/345.

COPPER PLATE: [EW]; Bacstrom, S. Ms. : 64; Brown, R. Ms. : 11/275. 460×295/345; engraving proof *r* [pencil] 'Polygonum volubile' [unknown]; lithograph Britten, J. 1905 *Ill.* : pl. 249; col. engraving 1983 *BF*: pl. 265.

## PIPERACEAE

A7/306 PIPER MESTONII Bailey in Meston, *Rep. Exped. Bellenden-Ker*: 54 (1889).

SPECIMEN: 2 sheets, 1 – Endeavour River, 2 – Cape Grafton.

MANUSCRIPT: Solander, D. Pl. Nov. Holl. 2: 260 'Piper [[viridissimum]] Betle'; Solander, D. Slip Catalogue II: 111-112; Britten, J. 1905 *Ill.*: 78 *pro descr.*

OUTLINE DRAWING: pencil outlines with colour references [SP]; *r* [pencil] '2' [unknown]; *v* 'The flowers dirty straw colour.' [SP]; 'R' [unknown]; '184' [unknown]; 'Piper Betle' [unknown]; '[184]' [unknown]. 540×350/395.

FINISHED DRAWING: watercolours *r* [ink] 'John Frederick Miller pinx:<sup>t</sup> 1773.'; 'Piper Betle' [unknown]. 540×350/395.

COPPER PLATE: [JL]; Bacstrom, S. Ms.: 10; Brown, R. Ms.: 2/33. 455×295/390; engraving proof *r* [pencil] 'Piper Betle' [unknown]; lithograph Britten, J. 1905 *Ill.*: pl. 250; col. engraving 1983 *BF*: pl. 266.

## MYRISTICACEAE

A7/307 MYRISTICA INSIPIDA R. Brown, *Prodr.*: 400 (1810).

SPECIMEN: Endeavour River.

MANUSCRIPT: Solander, D. Pl. Nov. Holl. 3: 307-308 'Cytinoides cimicifera'; Britten, J. 1905 *Ill.*: 78 *pro descr.*

OUTLINE DRAWING: pencil outlines with colour reference [SP]; *r* [pencil] '111' [unknown]; *v* 'Flowers Buff colour.' [SP]; 'Myristica [[Cytinoides]] cimicefera' [unknown]; [ink] 'Endeavours River' [JB]. 540×345/390.

FINISHED DRAWING: watercolours *r* [ink] 'Fred<sup>k</sup> Polydore Nodder Pinx:<sup>t</sup> 1780'. 540×350/390.

COPPER PLATE: [DM]; Bacstrom, S. Ms.: 134; Brown, R. Ms.: 28/704 [?]. 455×295/390; engraving proof *r* [pencil] 'Myristica cimicifera' [unknown]; 'D. Mackenzie'; lithograph Britten, J. 1905 *Ill.*: pl. 251; col. engraving 1983 *BF*: pl. 267.

## LAURACEAE

A7/308 ENDIANDRA GLAUCA R. Brown, *Prodr.*: 402 (1810).

SPECIMEN: 3 sheets, Endeavour River (syntypes).

MANUSCRIPT: Solander, D. Pl. Nov. Holl. 4: 477-478, 498-499 'Laurus glauca'; Britten, J. 1905 *Ill.*: 79 *pro descr.*

OUTLINE DRAWING: pencil outlines with colour references [SP]; *v* [pencil] 'Flower pale green. the fruit when ripe shining black.' [SP]; 'L glauca' [unknown]; [ink] 'Endeavours River' [JB]. 540×345/405.

FINISHED DRAWING: watercolours *r* [ink] 'Fred<sup>k</sup> Polydore Nodder Pinx:<sup>t</sup> 1777.'. 540×345/405.

COPPER PLATE: [RB]; Bacstrom, S. Ms.: 68; Brown, R. Ms.: 20/477. 455×295/400; engraving proof *r* [pencil] 'Laurus glauca' [unknown]; lithograph Britten, J. 1905 *Ill.*: pl. 252; col. engraving 1983 *BF*: pl. 268.

## PROTEACEAE

- A7/309 ISOPOGON ANETHIFOLIUS (Salisbury) J. Knight, *Cult. Prot.* : 94 (1809).  
 SPECIMEN: Botany Bay.  
 MANUSCRIPT: Solander, D. Pl. Nov. Holl. I: 77–78 'Leucadendron serraria'; Britten, J. 1905 *Ill.* : 79 *pro descr.*  
 OUTLINE DRAWING: pencil outlines with colour references [SP]; *v* [pencil] 'The buds before they open are testaceous white when open white. the stile & stamina yellow. the leaves grass green the bottom of the petiolae almost yellow the leaves grass green. the stalk red brown.' [SP]; 'Leucad Serraria' [unknown]; '32' [unknown]; [ink] 'Botany Bay' [JB]. 365×265/280.  
 FINISHED DRAWING: watercolours *r* [ink] 'James Miller Pinxt'; *v* [pencil] 'Leucadendron serraria' [unknown]. 520×350/315.  
 COPPER PLATE: [WS]; Bacstrom, S. Ms. : 20; Brown, R. Ms. : 3/54. 455×295/300; engraving proof *r* [pencil] 'Leucadendron serraria' [unknown]; lithograph Britten, J. 1905 *Ill.* : pl. 253; col. engraving 1983 *BF*: pl. 269.
- A7/310 ISOPOGON ANEMONEFOLIUS (Salisbury) J. Knight, *Cult. Prot.* : 93 (1809).  
 SPECIMEN: Botany Bay.  
 MANUSCRIPT: Solander, D. Pl. Nov. Holl. I: 95–96 'Leucadendron apiifolium'; Britten, J. 1905 *Ill.* : 79 *pro descr.*  
 OUTLINE DRAWING: pencil outlines with colour references [SP]; *v* [pencil] 'The leaves grass green. the flowers the same colour as the other species but yellower the cones Coffee colour cover'd w<sup>t</sup> a white [?] substance, the stalk dark redish brown.' [SP]; 'Leucad. apiifolium' [unknown]; '93' [unknown]; [ink] 'Botany Bay' [JB]. 365×265/290.  
 FINISHED DRAWING: watercolours *v* [pencil] 'Leucadendron Apiifolium' [unknown] 435×350/315; see Beaglehole, J.C. 1962 **2**: pl. 20. ; Carr, D.J. [Ed.] 1983 pl. 158 p. 165.  
 COPPER PLATE: [WT]; Bacstrom, S. Ms. : 20; Brown, R. Ms. : 3/52. 455×295/320; engraving proof *r* [pencil] 'Leucadendron apiifolium' [unknown]; lithograph Britten, J. 1905 *Ill.* : pl. 254; col. engraving *BF*: pl. 270 [in preparation].
- A7/311 SYMPHIONEMA PALUDOSUM R. Brown, *Trans. Linn. Soc. Lond.* **10**: 158 (1810).  
 SPECIMEN: Botany Bay.  
 MANUSCRIPT: Solander, D. Pl. Nov. Holl. I: 44 'Crucianelloides crithmifolia'; Britten, J. 1905 *Ill.* : 79 *pro descr.*  
 OUTLINE DRAWING: pencil outlines with colour references [SP]; *r* [pencil] '44' [unknown]; *v* 'The flower white, anthera yellow, leaves & stalk grass green a little ting'd w<sup>t</sup> purple.' [SP]; 'Crucianelloides crithmifolia' [unknown]; '42' [unknown]; [ink] 'Botany bay' [JB]. 365×265/265.  
 FINISHED DRAWING: watercolours *r* [ink] 'John Fred<sup>k</sup> Miller pinx:<sup>t</sup> 1774.'; *v* [pencil] 'Crucianelloides crithmifolia' [unknown]. 525×345/305.



A7/317 *Grevillea pteridifolia*

[Plate 277 from *Banks' Florilegium*]

gathered Endeavour River, Australia, 17 June–4 August 1770

line engraving by G. Sibelius after Sydney Parkinson (1770) & J. F. Miller (1773)

460 × 300 mm



A7/326 *Banksia serrata*

[Plate 285 from *Banks' Florilegium*]

gathered Botany Bay, Australia, 28 April–6 May 1770

line engraving by G. Smith after Sydney Parkinson (1770) & J. F. Miller (1773)

460 × 300 mm



COPPER PLATE: [GS]; Bacstrom, S. Ms. : 26; Brown, R. Ms. : 7/151. 455×295/300; engraving proof *r* [pencil] 'Crucianelloides crythmifolia' [unknown]; lithograph Britten, J. 1905 *Ill.* : pl. 255; col. engraving 1983 *BF*: pl. 271.

A7/312 *PERSOONIA FALCATA* R. Brown, *Trans. Linn. Soc. Lond.* **10**: 162 (1810).

SPECIMEN: Endeavour River.

MANUSCRIPT: Solander, D. Pl. Nov. Holl. **3**: 465–466 'Kramerioides loranthoides'; Britten, J. 1905 *Ill.* : 80 *pro descr.*

OUTLINE DRAWING: pencil outlines with colour references [SP]; *v* [pencil] 'Kramerioides [[angufor]] Loranthoides'; [ink] 'Endeavours River' [JB]. 540×365/410.

FINISHED DRAWING: watercolours *r* [ink] 'John Frederick Miller pinx<sup>t</sup> 1773.'; *v* [pencil] 'Kramerioides loranthoides' [unknown]. 540×370/405.

COPPER PLATE: [G. Smith]; Bacstrom, S. Ms. : 26; Brown, R. Ms. : 10/241. 460×295/400; engraving proof *r* [pencil] 'Kramerioides Loranthoides' [unknown]; lithograph Britten, J. 1905 *Ill.* : pl. 256; col. engraving 1983 *BF*: pl. 272.

A7/313 *PERSOONIA LEVIS* (Cavanilles) Domin, *Bibliothca bot.* **89**: 28 (1921).

SPECIMEN: 3 sheets, Botany Bay.

MANUSCRIPT: Solander, D. Pl. Nov. Holl. **1**: 30 'Loranthoides latifolius'; Britten, J. 1905 *Ill.* : 80 *pro descr.*

OUTLINE DRAWING: pencil outlines with colour references [SP]; *r* [pencil] '6' [unknown]; *v* 'The flowers the same colour as the smaller species.' [SP]; 'Loranthoides latifolia' [unknown]; '22' [unknown]; 'Botany Bay' [unknown]; [ink] 'Endeavours River' [JB]. 470×290/375.

FINISHED DRAWING: watercolours *r* [ink] 'James Miller pinx<sup>t</sup> 1773.'; *v* [pencil] 'Loranthoidus latifolia' [unknown]. 435×350/385.

COPPER PLATE: [CW]; Bacstrom, S. Ms. : 26; Brown, R. Ms. : 9/222. 460×295/385; engraving proof *r* [pencil] 'Loranthoides latifolia' [unknown]; lithograph Britten, J. 1905 *Ill.* : pl. 257; col. engraving 1983 *BF*: pl. 273.

A7/314 *PERSOONIA LANCEOLATA* Andrews, *Bot. repos.* **2**: t. 74 (1799).

SPECIMEN: 2 sheets, Botany Bay.

MANUSCRIPT: Solander, D. Pl. Nov. Holl. **1**: 30, 33 'Loranthoides angustifolius'; Britten, J. 1905 *Ill.* : 80 *pro descr.*

OUTLINE DRAWING: pencil outlines with colour references [SP]; *r* [pencil] '37' [?] [unknown]; *v* 'The buds yellow, the flower when blown much paler the Anthera dark brown on the inside & white on the outside. the leaves the same colour as the larger species.' [SP]; 'Loranthoides angustifol' [unknown]; '3.' [unknown]; 'Botany Bay' [unknown]; [ink] 'Endeavours River' [JB]. 365×265/305.

FINISHED DRAWING: watercolours *r* [ink] 'James Miller pinx<sup>t</sup>'; *v* [pencil] 'Loranthoidus angustifolia' [unknown]. 435×350/330.

COPPER PLATE: [G. Smith]; Bacstrom, S. Ms. : 26; Brown, R. Ms. : 6/147. 460×295/330; engraving proof *r* [pencil] 'Loranthoides angustifolia' [unknown]; lithograph Britten, J. 1905 *Ill.* : pl. 258; col. engraving 1983 *BF*: pl. 274.

- A7/315 **XYLOMELUM PYRIFORME** (Gaertner) J. Knight, *Cult. Prot.*: 105 (1809).  
 SPECIMEN: no locality.  
 MANUSCRIPT: Solander, D. Pl. Nov. Holl. 1: 83–84 'Leucadendroides pyriferæ'; Britten, J. 1905 *Ill.*: 80 *pro descr.*; 1973 *CF*: pl. 23 *pro descr.*  
 OUTLINE DRAWING: pencil outlines with colour references [SP]; *r* [pencil] '10' [unknown]; 'Xylomelum pyriforme Smith' [Sm. [?]]; *v* 'Leucadend. pyriferæ' [unknown]; '89' [unknown]; [ink] 'Botany Bay' [JB]. 545×365/470.  
 FINISHED DRAWING: watercolours *r* [ink] 'John Frederick Miller pinx<sup>t</sup> 1773.'; [pencil] 'Xylomelum pyriforme Smith' [Sm.]; *v* 'Leucadendroides pyriferæ' [unknown]. 535×370/470.  
 COPPER PLATE: [G. Smith]; Bacstrom, S. Ms.: 26; Brown, R. Ms.: 4/78. 455×295/445; engraving proof *r* [pencil] 'Leucadendroides pyriferæ' [unknown]; lithograph Britten, J. 1905 *Ill.*: pl. 259; engraving 1973 *CF*: pl. 23; col. engraving 1983 *BF*: pl. 275.
- A7/316 **LAMBERTIA FORMOSA** Smith, *Trans. Linn. Soc. Lond.* 4: 223, t. 20 (1798).  
 SPECIMEN: Botany Bay.  
 MANUSCRIPT: Solander, D. Pl. Nov. Holl. 1: 100 'Brabejum pungens'; Britten, J. 1905 *Ill.*: 81 *pro descr.*  
 OUTLINE DRAWING: pencil outlines with colour references [SP]; *r* [pencil] 'orange' 'crimson' 'blk' 'pink fading into straw colour' [unknown]; 'Lambertia formosa Smith' [Sm. [?]]; *v* 'The bractea pale crimson turning into a green straw colour. the smaller bractea only ting'd w<sup>t</sup> crimson' [SP]; 'Brabejum pungens' [unknown]; '16' [unknown]; [ink] 'Botany Bay.' [JB]. 365×265/245.  
 FINISHED DRAWING: watercolours *r* [ink] 'John Frederick Miller pinx<sup>t</sup> 1773.'; [pencil] 'Lambertia formosa Smith' [Sm. [?]]; *v* [pencil] 'Brabejum pungens.' [unknown]. 535×350/250.  
 COPPER PLATE: [DM]; Bacstrom, S. Ms.: 22; Brown, R. Ms.: 6/146. 460×295/260; engraving proof *r* [pencil] 'Brabejum pungens' [unknown]; lithograph Britten, J. 1905 *Ill.*: pl. 260; col. engraving 1983 *BF*: pl. 276.
- A7/317 **GREVILLEA PTERIDIFOLIA** J. Knight, *Cult. Prot.*: 121 (1809).  
 SPECIMEN: 2 sheets, Endeavour River, Point Lookout (lectotype).  
 MANUSCRIPT: Solander, D. Pl. Nov. Holl. 3: 422–423 'Leucadendroides crocea'; Britten, J. 1905 *Ill.*: 81 *pro descr.*  
 OUTLINE DRAWING: pencil outlines with colour references [SP]; *v* [pencil] 'Leucad<sup>des</sup> crocea' [unknown]; [ink] 'Endeavours River' [JB]. 540×365/460.  
 FINISHED DRAWING: watercolours *r* [ink] 'John Frederick Miller pinx<sup>t</sup>: 1773.'; *v* [pencil] 'Leuc. crocea' [unknown]. 535×355/455; see Carr, D. J. [Ed.] 1983 pl. 163 p. 170.  
 COPPER PLATE: [GS]; Bacstrom, S. Ms.: 24; Brown, R. Ms.: 3/73. 460×295/445; engraving proof *r* [pencil] 'Leucadendroides crocea' [unknown]; lithograph Britten, J. 1905 *Ill.*: pl. 261; col. engraving 1983 *BF*: pl. 277.

A7/318 GREVILLEA MUCRONULATA R. Brown, *Trans. Linn. Soc. Lond.* **10**: 173 (1810).

SPECIMEN: Botany Bay.

MANUSCRIPT: Solander, D. Pl. Nov. Holl. **1**: 43–44 'Leucadendroides mitis'; Britten, J. 1905 *Ill.*: 81 *pro descr.*

OUTLINE DRAWING: pencil outlines with colour references [SP]; *r* [pencil] 'green' 'crimson' 'anthera yellow' 'greenish white' [unknown]; *v* 'Leucadend<sup>s</sup>-mitis' [SP]; '17' [unknown]; [ink] 'Botany Bay' [JB]. 363×263/200.

FINISHED DRAWING: watercolours *v* [pencil] 'Leucadendroides mitis' [unknown]. 540×350/310.

COPPER PLATE: [WS]; Bacstrom, S. Ms.: 24; Brown, R. Ms.: 3/75. 460×295/310; engraving proof *r* [pencil] 'Leucadendroides Mitis' [unknown]; lithograph Britten, J. 1905 *Ill.*: pl. 262; col. engraving 1983 *BF*: pl. 278.

A7/319 GREVILLEA PARALELLA J. Knight, *Cult. Prot.*: 121 (1809).

SPECIMEN: Endeavour River, Cape Fear, Point Lookout, Possession Island (lectotype).

MANUSCRIPT: Solander, D. Pl. Nov. Holl. **3**: 467–468 'Leucadendroides juncea'; Britten, J. 1905 *Ill.*: 81 *pro descr.*

OUTLINE DRAWING: pencil outlines with colour references [SP]; *r* [pencil] '10' [unknown]; *v* 'Leucad<sup>des</sup> juncea' [unknown]; [ink] 'Endeavours River' [JB]. 540×370/440.

FINISHED DRAWING: watercolours *r* [ink] 'James Miller Pinx<sup>t</sup> 1773.'; *v* [pencil] 'Leucad. juncea' [unknown]. 540×350/440.

COPPER PLATE: [WT]; Bacstrom, S. Ms.: 24; Brown, R. Ms.: 3/71. 460×295/420; engraving proof *r* [pencil] 'Leucadendroides juncea' [unknown]; lithograph Britten, J. 1905 *Ill.*: pl. 263; col. engraving 1983 *BF*: pl. 279.

A7/320 GREVILLEA GLAUCA J. Knight, *Cult. Prot.*: 121 (1809).

SPECIMEN: Endeavour River.

MANUSCRIPT: Solander, D. Pl. Nov. Holl. **3**: 466–467, **4**: 579–580 'Leucadendroides glauca'; Britten, J. 1905 *Ill.*: 82 *pro descr.*

OUTLINE DRAWING: pencil outlines with colour references [SP]; *v* [pencil] 'Petala white w<sup>t</sup> a cast of green, germen pale green petiole gray green the ripe fruit dark chocolate colour much chopp'd.' [SP]; 'Leucad<sup>des</sup> glauca' [unknown]; 'AR.' [unknown]; [ink] 'Endeavours River' [JB]. 540×370/460.

FINISHED DRAWING: watercolours *r* [ink] 'John Frederick Miller pinx<sup>t</sup> 1773.'; *v* [pencil] 'Leucadendroides glauca' [unknown]. 540×350/465; see Beaglehole, J. C. 1962 **2**: pl. 28; Carr, D. J. [Ed.] 1983 pl. 161 p. 168.

COPPER PLATE: [DM]; Bacstrom, S. Ms.: 24; Brown, R. Ms.: 3/72. 460×295/420; engraving proof *r* [pencil] 'Leucadendroides salicifolia' [unknown]; lithograph Britten, J. 1905 *Ill.*: pl. 264; col. engraving 1983 *BF*: pl. 280.

- A7/321 *HAKEA TERETIFOLIA* (Salisbury) Britten, *J. Bot., Lond.* **54**: 59 (1916).  
 SPECIMEN: Botany Bay.  
 MANUSCRIPT: Solander, D. Pl. Nov. Holl. **1**: 82 'Leucadendroides corniculata'; Britten, J. 1905 *Ill.*: 82 *pro descr.*  
 OUTLINE DRAWING: pencil outlines with colour references [SP]; *r* [pencil] '5' [unknown]; [ink] 'Oporage' [JB]; *v* [pencil] 'The leaves grass green capsulæ dark red brown stalks the same somewhat paler.' [SP]; 'Leucadend<sup>s</sup> corniculata' [unknown]; '94' [unknown]; [ink] 'Botany Bay' [JB]. 470×290/350.  
 FINISHED DRAWING: watercolours *v* [pencil] 'Leucadend. corniculata' [unknown]. 540×350/415.  
 COPPER PLATE: [DM]; Bacstrom, S. Ms.: 26; Brown, R. Ms.: 4/77. 455×295/410; engraving proof *r* [pencil] 'Leucadendroides corniculata' [unknown]; lithograph Britten, J. 1905 *Ill.*: pl. 265; col. engraving 1983 *BF*: pl. 281.
- A7/322 *HAKEA GIBBOSA* (Smith) Cavanilles, *An. Hist. nat. Madrid.* **1** (3): 214 (1800).  
 SPECIMEN: 2 sheets, Botany Bay.  
 MANUSCRIPT: Solander, D. Pl. Nov. Holl. **1**: 41–43 'Leucadendroides spinosissima'; Britten, J. 1905 *Ill.*: 82 *pro descr.*  
 OUTLINE DRAWING: pencil outlines with colour references [SP]; *r* [pencil] '39' [?] [unknown]; *v* 'The flowers an stamina Straw colour the young buds. ting'd w<sup>t</sup> brown the anthera pale brown. the capsula dark grey brown much chopp'd.' [SP]; 'Leucad<sup>ds</sup> Spinosissima' [unknown]; '83' [unknown]; [ink] 'Botany Bay' [JB]. 365×265/320.  
 FINISHED DRAWING: watercolours *v* [pencil] 'Leucadendroides spinosissima' [unknown]. 535×345/350.  
 COPPER PLATE: [DM]; Bacstrom, S. Ms.: 24; Brown, R. Ms.: 3/74. 460×295/345; engraving proof *r* [pencil] 'Leucadendroides spinosissima' [unknown]; lithograph Britten, J. 1905 *Ill.*: pl. 266; col. engraving 1983 *BF*: pl. 282.
- A7/323 *HAKEA DACTYLOIDES* (Gaertner) Cavanilles, *An. Hist. nat. Madrid.* **1** (3): 215 (1800).  
 SPECIMEN: 2 sheets, Botany Bay (isotypes).  
 MANUSCRIPT: Solander, D. Pl. Nov. Holl. **1**: 81 'Leucadendroides salicifolia'; Britten, J. 1905 *Ill.*: 82 *pro descr.*  
 OUTLINE DRAWING: pencil outlines with colour references [SP]; *r* [pencil] '4' [unknown]; *v* 'Leucad<sup>des</sup> salicifolia' [unknown]; '92' [unknown]; [ink] 'Botany Bay' [JB]. 470×290/390.  
 FINISHED DRAWING: watercolours *r* [ink] 'James Miller pinx<sup>t</sup> 1773.'; *v* [pencil] 'Leucadendroides salicifolia' [unknown]. 540×350/400.  
 COPPER PLATE: [G. Smith]; Bacstrom, S. Ms.: 24; Brown, R. Ms.: 4/76. 460×295/390; engraving proof *r* [pencil] 'Leucadendroides glauca' [unknown]; lithograph Britten, J. 1905 *Ill.*: pl. 267; col. engraving 1983 *BF*: pl. 283.

A7/324 *BANKSIA ERICIFOLIA* Linnaeus f., *Suppl. pl.*: 127 (1782).

SPECIMEN: Botany Bay (isotype).

MANUSCRIPT: Solander, D. Pl. Nov. Holl. I: 102–104 'Leucadendrum ericaefolium'; Britten, J. 1905 *Ill.*: 83 *pro descr.*; 1973 *CF*: pl. 25a *pro descr.*OUTLINE DRAWING: pencil outlines with colour references [SP]; *v* [pencil] 'The petala & buds gold colour the Stiles scarlet turning yellow towards the point' [SP]; 'Leucad. ericaefolium' [unknown]; '55' [unknown]; [ink] 'Botany Bay' [JB]. 540×350/455.FINISHED DRAWING: watercolours *r* [ink] 'John Frederick Miller pinx<sup>t</sup> 1773.' 535×350/450; see Carr, D.J. [Ed.] pl. 162 p. 169.COPPER PLATE: \* [TS+DM]; Bacstrom, S. Ms.: 20; Brown, R. Ms.: 3/53. 455×295/440; engraving proof *r* [pencil] 'Banksia ericaefolia' [unknown]; lithograph Britten, J. 1905 *Ill.*: pl. 268; engraving 1973 *CF*: pl. 25a.A7/325 *BANKSIA INTEGRIFOLIA* Linnaeus f., *Suppl. pl.*: 127 (1782).

SPECIMEN: 2 sheets, Botany Bay (isotypes).

MANUSCRIPT: Solander, D. Pl. Nov. Holl. I: 94, 104–106 'Leucadendrum integrifolium'; Britten, J. 1905 *Ill.*: 83 *pro descr.*; 1973 *CF*: pl. 25 *pro descr.*OUTLINE DRAWING: pencil outlines with colour references [SP]; *v* [pencil] 'Leucad. integrifolium' [unknown]; 'Botany Bay' [unknown]; '88' [unknown]; [ink] 'Endeavours River' [JB]. 540×350/445.

FINISHED DRAWING: watercolours. 535×360/450.

COPPER PLATE: [CW]; Bacstrom, S. Ms.: 20; Brown, R. Ms.: 3/51. 460×295/430; engraving proof *r* [pencil] 'Banksia integrifolia' [unknown]; lithograph Britten, J. 1905 *Ill.*: pl. 269; engraving 1973 *CF*: pl. 25; col. engraving 1983 *BF*: pl. 284.A7/326 *BANKSIA SERRATA* Linnaeus f., *Suppl. pl.*: 126 (1782).

SPECIMEN: Botany Bay (lectotype).

MANUSCRIPT: Solander, D. Pl. Nov. Holl. I: 91, 95, 98 'Leucadendrum serratifolium'; Britten, J. 1905 *Ill.*: 83 *pro descr.*; 1973 *CF*: frontispiece *pro descr.*OUTLINE DRAWING: pencil outlines with colour references [SP]; *v* [pencil] 'Mem. the space below the flowers to be fill'd up w<sup>t</sup> dark colour.' [SP]; 'Leucad serratum' [unknown]; '87' [unknown]; [ink] 'Botany Bay' [JB]. 540×350/465.FINISHED DRAWING: watercolours *r* [ink] 'John Frederick Miller pinx<sup>t</sup> 1773.'; *v* [pencil] 'Leucadendron serratum' [unknown]. 540×345/465; see Beaglehole, J.C. 1962 2: pl. III col. pl.COPPER PLATE: [G. Smith]; Bacstrom, S. Ms.: 20; Brown, R. Ms.: 2/50. 460×295/420; engraving proof *r* [pencil] 'Banksia serrata' [unknown]; lithograph Britten, J. 1905 *Ill.*: pl. 270; engraving 1973 *CF*: frontispiece; col. engraving 1983 *BF*: pl. 285.

- A7/327 *BANKSIA DENTATA* Linnaeus f., *Suppl. pl.*: 127 (1782).  
 SPECIMEN: 2 sheets, Endeavour River (isotypes).  
 MANUSCRIPT: Solander, D. Pl. Nov. Holl. 4: 580 'Leucadendrum dentatum'; Britten, J. 1905 *Ill.*: 84 *pro descr.*; 1973 *CF*: pl. 26 *pro descr.*  
 OUTLINE DRAWING: pencil outlines with colour references [SP]; *v* [pencil] 'Leucadendr dentatum' [unknown]; [ink] 'Endeavours River' [JB]. 540×365/445.  
 FINISHED DRAWING: watercolours *r* [ink] 'James Miller pinxt 1773'; *v* [pencil] 'Leucadendron dentatum' [unknown]. 540×345/435.  
 COPPER PLATE: [DM]; Bacstrom, S. Ms.: 20; Brown, R. Ms.: 2/49. 460×295/410; engraving proof *r* [pencil] 'Banksia dentata' [unknown]; lithograph Britten, J. 1905 *Ill.*: pl. 271; engraving 1973 *CF*: pl. 26; col. engraving 1983 *BF*: pl. 286.

## THYMELAEACEAE

- A7/328 *PIMELEA CORNUCOPIAE* Vahl, *Enum. pl.* 1: 305 (1804).  
 SPECIMEN: 3 sheets, 1 – Bustard Bay, Endeavour River, Cape Grafton.  
 MANUSCRIPT: Solander, D. Pl. Nov. Holl. 1: 110, 4: 480–481 'Pimalea [[herbacea]] cornucopiae'; Solander, D. Slip Catalogue 1: 361–365.  
 OUTLINE DRAWING: pencil outlines with colour references [SP]; *v* [pencil] 'The plant to be drawn branched' [unknown]; 'The flowers white anthera yellow leaves herbaceous green' [SP]; '101' [unknown]; 'Pimelea Cornucopiae' [unknown]; [ink] 'Bustard Bay' [JB]. 365×265/190.  
 FINISHED DRAWING: watercolours *r* [ink] 'James Miller Pinxt: 1773'; 'Pimelea Cornu copiae.' [unknown]. 540×350/285.  
 [Not in Bacstrom].
- A7/329 *PIMELEA CORNUCOPIAE* Vahl, *Enum. pl.* 1: 305 (1804).  
 SPECIMEN: see 328.  
 MANUSCRIPT: Solander, D. Pl. Nov. Holl. 1: 110, 4: 480–481 'Pimalea [[herbacea]] cornucopiae'; Solander, D. Slip Catalogue 1: 361–365; Britten, J. 1905 *Ill.*: 84 *pro descr.*  
 FINISHED DRAWING: watercolours *r* [ink] 'John Frederick Miller pinxt: 1773.'; 'Pimelea Cornu copiae.' [unknown]. 535×350/330.  
 COPPER PLATE: [TS]; Bacstrom, S. Ms.: 6; Brown, R. Ms.: 1/13. 455×295/325; engraving proof *r* [pencil] 'Pimelea cornucopiae' [unknown]; lithograph Britten, J. 1905 *Ill.*: pl. 272; col. engraving 1983 *BF*: pl. 287.
- A7/330 *PIMELEA LINIFOLIA* Smith, *Specim. Bot. New Holland*: 31, t. 11 (1794).  
 SPECIMEN: Botany Bay.  
 MANUSCRIPT: Solander, D. Pl. Nov. Holl. 1: 50 'Pimalea involucrata'; Solander, D. Slip Catalogue 1: 383–385, 387–388; Britten, J. 1905 *Ill.*: 84 *pro descr.*

OUTLINE DRAWING: pencil outlines with colour references [SP]; *v* [pencil] 'The foliola involucri are made too long & not broad enough' [unknown]; 'The flowers white very hairy below the leaves a glaucous green vein'd above with white green young Stalks yellow green old ones sordid brown. furry, & white.' [SP]; '66' [unknown]; 'Pimelea involucrata' [unknown]; [ink] 'Botany Bay' [JB]. 365×265/235.

FINISHED DRAWING: watercolours *r* [ink] 'James Miller pinx: 1773.'; 'Pimelea involucrata' [unknown]. 540×355/230.

COPPER PLATE: [DM]; Bacstrom, S. Ms. : 6; Brown, R. Ms. : 1/12. 455×295/230; engraving proof *r* [pencil] 'Pimelea involucrata' [unknown]; lithograph Britten, J. 1905 *Ill.* : pl. 273; col. engraving 1983 *BF*: pl. 288.

## LORANTHACEAE

A7/331 DENDROPHTHOE VITELLINA (F. Mueller) van Tieghem, *Bull. Soc. bot. Fr.* **42**: 87 (1895).

SPECIMEN: Bay of Inlets, Thirsty Sound.

MANUSCRIPT: Solander, D. Pl. Nov. Holl. **2**: 168–169, 259 'Loranthus pentandrus'; Britten, J. 1905 *Ill.* : 84 *pro descr.*

OUTLINE DRAWING: pencil outlines with colour references [SP]; *v* [pencil] 'The tube of the corolla bright yellow lacinia scarlet stamina & the end of the stile red anthera straw colour buds yellow w<sup>t</sup> a cast of Green the Point scarlet the leaves pale [?]' [SP]; '3' [unknown]; 'Loranthus pentandrus' [unknown]; '138' [unknown]; [ink] 'Thirsty Sound.' [JB]. 470×290/370.

FINISHED DRAWING: watercolours *r* [ink] 'John Frederick Miller pinx: 1775.'; *v* [pencil] 'Loranthus pentandrus' [unknown]; 'Thirsty Sound' [unknown]. 540×350/430.

COPPER PLATE: [G. Smith]; Bacstrom, S. Ms. : 52; Brown, R. Ms. : 13/319. 460×295/430; engraving proof *r* [pencil] 'Loranthus pentandrus' [unknown]; 'Nova Cambria' [unknown]; lithograph Britten, J. 1905 *Ill.* : pl. 274; col. engraving 1983 *BF*: pl. 289.

A7/332 AMYEMA BINIFLORUM Barlow, *Aust. J. Bot.* **14**: 459 (1966).

SPECIMEN: 2 sheets, Endeavour River.

MANUSCRIPT: Solander, D. Pl. Nov. Holl. **3**: 344–345 'Loranthus squarrosus'; Britten, J. 1905 *Ill.* : 85 *pro descr.*

OUTLINE DRAWING: pencil outlines with colour references [SP]; *v* [pencil] 'Loranthus squarrosus' [unknown]; [ink] 'Endeavours River' [JB]. 545×350/430.

FINISHED DRAWING: watercolours *r* [ink] 'James. Miller Pinxt. 1775.'; *v* [pencil] 'Loranthus squarrosus' [unknown]; 'Endeavours River' [unknown]. 535×350/430.

COPPER PLATE: [G. Smith]; Bacstrom, S. Ms. : 52; Brown, R. Ms. : 13/321. 455×295/420; engraving proof *r* [pencil] 'Loranthus Squarrosus' [unknown]; lithograph Britten, J. 1905 *Ill.* : pl. 275; col. engraving 1983 *BF*: pl. 290.

- A7/333 *DECAISNINA BRITTENII* (Blakely) Barlow, *Aust. J. Bot.* **14**: 433 (1966).  
 SPECIMEN: 2 sheets, Endeavour River.  
 MANUSCRIPT: Solander, D. Pl. Nov. Holl. **3**: 363–364 ‘*Loranthus vittatus*’; Britten, J. 1905 *Ill.*: 85 *pro descr.*  
 OUTLINE DRAWING: pencil outlines with colour references [SP]; *v* [pencil] ‘The stalks brown. rather pale’ [SP]; ‘*Loranthus vittatus*’ [unknown]; [ink] ‘Endeavours River’ [JB]. 545×350/320.  
 FINISHED DRAWING: watercolours *r* [ink] ‘Jn:<sup>o</sup> Cleveley Jun<sup>r</sup> Pinx<sup>t</sup> 1774.’; *v* [pencil] ‘*Loranthus Vittatus*’ [unknown]. 525×350/355; see Carr, D.J. [Ed.] pl. 164 p. 171.  
 COPPER PLATE: [DM]; Bacstrom, S. Ms.: 52; Brown, R. Ms.: 13/320. 460×295/340; engraving proof *r* [pencil] ‘*Loranthus vittatus*’ [unknown]; lithograph Britten, J. 1905 *Ill.*: pl. 276; col. engraving 1983 *BF*: pl. 291.

## SANTALACEAE

- A7/334 *SANTALUM LANCEOLATUM* R. Brown, *Prodr.*: 356 (1810).  
 SPECIMEN: Endeavour River (holotype).  
 MANUSCRIPT: Solander, D. Pl. Nov. Holl. **2**: 277–278 ‘[[*Struthioloides*]] *Santalum glaucum*’; Britten, J. 1905 *Ill.*: 85 *pro descr.*  
 OUTLINE DRAWING: pencil outlines with colour references [SP]; *v* [pencil] ‘The petala &<sup>c</sup> white w<sup>t</sup> a cast of green stile & stamina pale yellow calyx pea green’ [SP]; ‘*Struthioloides glauca*’ [unknown]; ‘388’ [unknown]; [ink] ‘Endeavours River’ [JB]. 470×290/395.  
 FINISHED DRAWING: watercolours *r* [ink] ‘James Miller Del: 1774’; *v* [pencil] ‘*Struthioloides glauca*’ [unknown]; ‘Endeavours river’ [unknown]. 540×350/415.  
 COPPER PLATE: [G. Smith]; Bacstrom, S. Ms.: 26; Brown, R. Ms.: 10/234. 465×300/410; engraving proof *r* [pencil] ‘*Struthioloides glauca*’ [unknown]; lithograph Britten, J. 1905 *Ill.*: pl. 277; col. engraving 1983 *BF*: pl. 292.
- A7/335 *ANTHOBOLUS TRIQUETER* R. Brown, *Prodr.*: 357 (1810).  
 SPECIMEN: Endeavour River.  
 MANUSCRIPT: Solander, D. Pl. Nov. Holl. **4**: 499–500 ‘*Taxoides angustifolia*’; Britten, J. 1905 *Ill.*: 85 *pro descr.*  
 OUTLINE DRAWING: pencil outlines with colour references [SP]; *r* [pencil] ‘192’ [?] [unknown]; *v* ‘The petala yellow germen green’ [SP]; ‘*Taxoides angustifolia*’ [unknown]; [ink] ‘Endeavours River’ [JB]. 370×265/305.  
 FINISHED DRAWING: watercolours *r* [ink] ‘Fred<sup>k</sup> Polydore Nodder. Pinx<sup>t</sup> 1781’; [pencil] ‘broader’ [unknown]. 545×350/305.  
 COPPER PLATE: [GS]; Bacstrom, S. Ms.: 136; Brown, R. Ms.: 27/661. 460×295/310; engraving proof *r* [pencil] ‘*Taxoides angustifolia*’ [unknown]; ‘G:<sup>d</sup> Sibelius’; lithograph Britten, J. 1905 *Ill.*: pl. 278; col. engraving 1983 *BF*: pl. 293.



A7/336 EXOCARPOS LATIFOLIUS R. Brown, *Prodr.*: 356 (1810).

SPECIMEN: 2 sheets, Bay of Inlets.

MANUSCRIPT: Solander, D. Pl. Nov. Holl. 2: 182–183, 3: 461 'Taxoides latifolia'; Britten, J. 1905 *Ill.*: 86 *pro descr.*

OUTLINE DRAWING: pencil outlines with colour references [SP]; *r* [pencil] '77' [unknown]; *v* 'The leaves grass green w<sup>t</sup> faint veins furrowed the fruit a yellow green the calyx & stalks grey green the lower part of the fruit bright orange the upper part green straw colour.' [SP]; '3' [unknown]; 'Taxoides latifolia' [unknown]; '131' [unknown]; [ink] 'Thirsty Sound' [JB]. 470×290/345.

FINISHED DRAWING: watercolours *r* [ink] 'Fred<sup>k</sup> Polydore Nodder Pinx! 1780'. 540×345/350.

COPPER PLATE: [GS]; Bacstrom, S. Ms.: 130; Brown, R. Ms.: 27/662. 460×300/350; engraving proof *r* [pencil] 'Taxoides latifolia' [unknown]; 'G:<sup>d</sup> Sibelius'; lithograph Britten, J. 1905 *Ill.*: pl. 279; col. engraving 1983 *BF*: pl. 294.

A7/337 EXOCARPOS CUPRESSIFORMIS Labillardière, *Voy. rech. Pérouse* I: 156, t. 14 (1800).

SPECIMEN: 3 sheets, Botany Bay.

MANUSCRIPT: Solander, D. Pl. Nov. Holl. I: 54–55 'Taxoides pendula'; Britten, J. 1905 *Ill.*: 86 *pro descr.*

OUTLINE DRAWING: pencil outlines with colour references [SP]; *r* [pencil] '190' [?] [unknown]; *v* 'The plant a dark green flowers yellow green the fruit glaucous green.' [SP]; 'N<sup>o</sup> 1.' [unknown]; 'Taxoides pendula' [unknown]; [ink] 'Botany Bay' [JB]. 365×265/290.

FINISHED DRAWING: watercolours *r* [ink] 'Fred<sup>k</sup> Polydore Nodder Pinx! 1780'. 540×350/225.

COPPER PLATE: [DM]; Bacstrom, S. Ms.: 130; Brown, R. Ms.: 27/660. 465×300/230; engraving proof *r* [pencil] 'Taxoides pendula' [unknown]; 'D. McKenzie'; lithograph Britten, J. 1905 *Ill.*: pl. 280; col. engraving 1983 *BF*: pl. 295.

## EUPHORBIACEAE

A7/338 CHAMAESYCE ATOTO (G. Forster) Croizat in Degener, *Fl. Hawaiiensis*: fam. 190 (1937).

SPECIMEN: Bustard Bay, Bay of Inlets, Endeavour River.

MANUSCRIPT: Solander, D. Pl. Nov. Holl. 4: 548–550 'Euphorbia cordifolia'; Britten, J. 1905 *Ill.*: 86 *pro descr.*

OUTLINE DRAWING: pencil outlines with colour references [SP]; *r* [pencil] '103' [?] [unknown]; '12' 'red neck [?]' 'Margin yellow' [unknown]; *v* 'Euphorbia cordifolia' [unknown]; [ink] 'Endeavours River' [JB]. 365×265/275.

FINISHED DRAWING: watercolours *r* [ink] 'Fred<sup>k</sup> Polydore Nodder Pinx! 1777'; *v* [pencil] 'Endeavour River' [unknown]. 540×350/295.

COPPER PLATE: [DM]; Bacstrom, S. Ms. : 82; Brown, R. Ms. : 19/456. 460×295/295; engraving proof *r* [pencil] 'Euphorbia cordifolia' [unknown]; lithograph Britten, J. 1905 *Ill.* : pl. 281; col. engraving 1983 *BF*: pl. 296.

A7/339 CHAMAESYCE MITCHELLIANA (Boissier) Hassall, *Aust. J. Bot.* **24**: 640 (1976).

SPECIMEN: 2 sheets, Bustard Bay.

MANUSCRIPT: Solander, D. Pl. Nov. Holl. **1**: 149, **4**: 550 'Euphorbia microphylla'; Britten, J. 1905 *Ill.* : 86 *pro descr.*

OUTLINE DRAWING: pencil outlines with colour references [SP]; *r* [pencil] '102' [?] [unknown]; *v* 'Euphorbia microphylla' [unknown]; [ink] 'Endeavours River' [JB]. 365×270/190.

FINISHED DRAWING: watercolours *r* [ink] 'Fred<sup>k</sup> Polydore Nodder Pinx<sup>t</sup> 1777.'. 545×350/225.

COPPER PLATE: [DM]; Bacstrom, S. Ms. : 82; Brown, R. Ms. : 18/427. 460×295/220; engraving proof *r* [pencil] 'Euphorbia microphylla' [unknown]; lithograph Britten, J. 1905 *Ill.* : pl. 282; col. engraving 1983 *BF*: pl. 297.

A7/340 CHAMAESYCE MACGILLIVRAYI (Boissier) Hassall, *Aust. J. Bot.* **24**: 640 (1976).

SPECIMEN: 4 sheets, New South Wales.

MANUSCRIPT: Solander, D. Pl. Nov. Holl. **2**: 208–209, 243 'Euphorbia serrata'; Britten, J. 1905 *Ill.* : 87 *pro descr.*

OUTLINE DRAWING: pencil outlines with colour references [SP]; *r* [pencil] 'green' [SP]; '34' [unknown]; *v* 'The flowers white, the middle greenish brown. The leaves above yellow green w<sup>t</sup> hollow veins below a white green w<sup>t</sup> prominent veins stalks pale yellow green. The lower leaves stain'd red' [SP]; 'P' [unknown]; '167' [unknown]; 'Euphorbia serrata' [unknown]; [ink] 'Thirsty Sound.' [JB]. 470×290/375.

FINISHED DRAWING: watercolours *r* [ink] 'Fred<sup>k</sup> Polydore Nodder. Pinx<sup>t</sup> 1777'; *v* [pencil] 'Thirsty Sound' [unknown]. 545×345/420.

COPPER PLATE: [GS]; Bacstrom, S. Ms. : 82; Brown, R. Ms. : 20/481. 460×295/410; engraving proof *r* [pencil] 'Euphorbia serrata' [unknown]; lithograph Britten, J. 1905 *Ill.* : pl. 283; col. engraving 1983 *BF*: pl. 298.

A7/341 PORANTHERA MICROPHYLLA Brongniart in Duperrey, *Voy. monde*: t. 50 B (1834).

SPECIMEN: 2 sheets, Botany Bay.

MANUSCRIPT: Solander, D. Pl. Nov. Holl. **1**: 7–8, **4**: 504 'Crotonoides pusilla'; Britten, J. 1905 *Ill.* : 87 *pro descr.*

OUTLINE DRAWING: pencil outlines with colour references [SP]; *r* [pencil] 'Upper Flowers males' [unknown]; '5 Stamina' [unknown]; 'S' [unknown]; *v* 'The flowers white, Stalks, leaves and capsula grass green.' [SP]; '38' [unknown]; *Crotonoides pusilla*' [unknown]; [ink] 'Botany Bay' [JB]. 365×270/170.

FINISHED DRAWING: watercolours *r* [ink] 'Fred<sup>k</sup> Polydore Nodder. Pinx<sup>t</sup> 1780'; [pencil] 'This drawing is made up from two specimens, which are probably different species' [unknown]. 545×350/195.

COPPER PLATE: [DM]; Bacstrom, S. Ms.: 130; Brown, R. Ms.: 27/671. 465×300/165; engraving proof; lithograph Britten, J. 1905 *Ill.*: pl. 284; col. engraving 1983 *BF*: pl. 299.

A7/342 RICINOCARPOS PINIFOLIUS Desfontaines, *Mém. Mus. Hist. nat. Paris* 3: 459, t. 22 (1817).

SPECIMEN: 2 sheets, Botany Bay.

MANUSCRIPT: Solander, D. Pl. Nov. Holl. 1: 48 'Croton corollatum'.

OUTLINE DRAWING: pencil outlines with colour references [SP]; *r* [pencil] 'oblique' [?] [unknown]; *v* 'The flower white stamina yellow buds tipt w<sup>t</sup> red' [SP]; '29' [unknown]; 'Croton corollatum' [unknown]; [ink] 'Botany Bay' [JB]. 360×255/300.

FINISHED DRAWING: watercolours *r* [ink] 'Fred<sup>k</sup> Polydore Nodder pinx<sup>t</sup> 1780'. 540×360/280.

Bacstrom, S. Ms.: 128.

A7/343 BEYERIA TRISTIGMA F. Mueller, *Fragm.* 6: 181 (1868).

SPECIMEN: 2 sheets, Endeavour River.

MANUSCRIPT: Solander, D. Pl. Nov. Holl. 3: 439–440 'Crotonoides polyandra'; Britten, J. 1905 *Ill.*: 87 *pro descr.*

OUTLINE DRAWING: pencil outlines with colour references [SP]; *r* [pencil] 'midrib yellow' [SP]; *v* 'The flower yellow w<sup>t</sup> a cast of Olive fruit & leaves above grass green below glaucous almost white the nerve yellow green. stalk reddish brown' [SP]; 'Crotonoides polyandra' [unknown]; [ink] 'Endeavours River.' [JB]. 365×270/295.

FINISHED DRAWING: watercolours *r* [ink] 'Fred<sup>k</sup> Polydore Nodder Pinx<sup>t</sup> 1780'; [pencil] 'too small' [unknown]. 545×345/295.

COPPER PLATE: [GS]; Bacstrom, S. Ms.: 130; Brown, R. Ms.: 25/623. 460×300/295; engraving proof *r* [pencil] 'Crotonoides polyandra' [unknown]; lithograph Britten, J. 1905 *Ill.*: pl. 285; col. engraving 1983 *BF*: pl. 300.

A7/344 PETALOSTIGMA BANKSII Britten & S. Moore, *J. Bot., Lond.* 41: 225, t. 453 (1903).

SPECIMEN: no locality.

MANUSCRIPT: Solander, D. Pl. Nov. Holl. 4: 515–516 'Clutioides baccata'; Britten, J. 1905 *Ill.*: 87 *pro descr.*

OUTLINE DRAWING: pencil outlines with colour references [SP]; *v* [pencil] 'Clutioides baccata' [unknown]; [ink] 'Endeavours River' [JB]. 540×350/365.

FINISHED DRAWING: watercolours *r* [ink] 'Fred<sup>k</sup> Polydore Nodder pinx<sup>t</sup> 1781'. 540×350/370; see Carr, D.J. [Ed.] 1983 pl. 165 p. 172.

COPPER PLATE: [GS]; Bacstrom, S. Ms.: 136; Brown, R. Ms.: 27/673. 460×295/360; engraving proof *r* [ink] 'Clutioides baccata' 'G: Sibelius'; lithograph Britten, J. 1905 *Ill.*: pl. 286; col. engraving 1983 *BF*: pl. 301.

- A7/345 **PHYLLANTHUS HEBECARPUS** Bentham, *Fl. austral.* **6**: 108 (1873).  
 SPECIMEN: 2 sheets, Bay of Inlets.  
 MANUSCRIPT: Solander, D. Pl. Nov. Holl. **2**: 175–177 ‘*Crotonoides canescens*’; Britten, J. 1905 *Ill.*: 88 *pro descr.*  
 OUTLINE DRAWING: pencil outlines with colour references [SP]; *v* [pencil] ‘The flowers pale green veind w<sup>t</sup> red the fruit a greenish red. the leaves a glaucous green peduncli & bractea stain’d red. the stalks brown’ [SP]; ‘3’ [unknown]; ‘131’ [unknown]; ‘*Crotonoides canescens*’ [unknown]; [ink] ‘Thirsty Sound’ [JB]. 365×265/295.  
 FINISHED DRAWING: watercolours *r* [ink] ‘Fred<sup>k</sup> Polydore Nodder pinx<sup>t</sup> 1780’. 540×350/295.  
 COPPER PLATE: [GS]; Bacstrom, S. Ms.: 130; [not in Brown]. 460×300/290; engraving proof *r* [pencil] ‘*Crotonoides canescens*’ [unknown]; ‘G<sup>d</sup> Sibelius’; lithograph Britten, J. 1905 *Ill.*: pl. 287; col. engraving 1983 *BF*: pl. 302.
- A7/346 **PHYLLANTHUS DALLACHYANUS** Bentham, *Fl. austral.* **6**: 104 (1873).  
 SPECIMEN: Endeavour River.  
 MANUSCRIPT: Solander, D. Pl. Nov. Holl. **3**: 449–450 ‘*Phyllanthus ovalifolia*’; Britten, J. 1905 *Ill.*: 88 *pro descr.*  
 OUTLINE DRAWING: pencil outlines with colour references [SP]; *r* [pencil] ‘88’ [unknown]; *v* ‘The flower pale green the 3 inner petala edg’d w<sup>t</sup> white. leaves grass green above faintly vein’d the under side glaucous w<sup>t</sup> dark green veins the Stalks copper colour.’ [SP]; ‘*Phyllanthus ovalifolia*’ [unknown]; [ink] ‘Endeavours River.’ [JB]. 365×270/260.  
 FINISHED DRAWING: watercolours *r* [ink] ‘Fred<sup>k</sup> Polydore Nodder Pinx<sup>t</sup> 1780’; [pencil] ‘The points too large’ [unknown]. 545×345/275.  
 COPPER PLATE: [GS]; Bacstrom, S. Ms.: 126; Brown, R. Ms.: 24/595. 460×300/275; engraving proof *r* [pencil] ‘*Phyllanthus ovalifolia*’ [unknown]; lithograph Britten, J. 1905 *Ill.*: pl. 288; col. engraving 1983 *BF*: pl. 303.
- A7/347 **NEOROEPERA BANKSII** Bentham, *Fl. austral.* **6**: 117 (1873).  
 SPECIMEN: 2 sheets, Endeavour River.  
 MANUSCRIPT: Solander, D. Pl. Nov. Holl. **2**: 294–296 ‘*Clutioides buxifolia*’; Britten, J. 1905 *Ill.*: 88 *pro descr.*  
 OUTLINE DRAWING: pencil outlines with colour references [SP]; *v* [pencil] ‘*Clutioides buxifolia*’ [unknown]; [ink] ‘Endeavours River’ [JB]. 365×270/280.  
 FINISHED DRAWING: watercolours *r* [ink] ‘Fred<sup>k</sup> Polydore Nodder Pinx<sup>t</sup> 1781’. 545×300/315.  
 COPPER PLATE: [DM]; Bacstrom, S. Ms.: 136; Brown, R. Ms.: 27/672. 460×300/310; engraving proof *r* [pencil] ‘D. Mackenzie’; ‘*Clutioides buxifolia*’ [unknown]; lithograph Britten, J. 1905 *Ill.*: pl. 289; col. engraving 1983 *BF*: pl. 304.

- A7/348 *CLAOXYLON TENERIFOLIUM* (Baillon) F. Mueller, *Fragm.* **6**: 183 (1868).  
 SPECIMEN: 2 sheets, Endeavour River.  
 MANUSCRIPT: Solander, D. Pl. Nov. Holl. **3**: 316–317, 319 ‘*Trevis alternifolia*’; Britten, J. 1905 *Ill.*: 88 *pro descr.*  
 OUTLINE DRAWING: pencil outlines with colour references [SP]; *v* [pencil] ‘The upper side of the leaves dark shining green w<sup>t</sup> paler veins the nerves green white the under side herbaceous green w<sup>t</sup> dark green veins nerves prominent & pale. the pedum. & buds gray green antheral yellow stalk pale green ash colour’ [SP]; ‘*Trevis alternifolia*’ [unknown]; [ink] ‘Endeavours River’ [JB]. 545×350/435.  
 FINISHED DRAWING: watercolours *r* [ink] ‘Fred<sup>k</sup> Polydore Nodder Pinx<sup>t</sup> 1781’. 545×350/430.  
 COPPER PLATE: [GS]; Bacstrom, S. Ms.: 136; [not in Brown]. 460×300/435; engraving proof *r* [pencil] ‘*Trevis alternifolia*’ [unknown]; ‘G<sup>d</sup>: Sibelius’; lithograph Britten, J. 1905 *Ill.*: pl. 290; col. engraving 1983 *BF*: pl. 305.
- A7/349 *TRAGIA NOVAE-HOLLANDIAE* J. Mueller, *Linnaea* **34**: 180 (1865).  
 SPECIMEN: no locality.  
 MANUSCRIPT: Solander, D. Pl. Nov. Holl. **3**: 329 ‘*Tragioides pruriens*’; Britten, J. 1905 *Ill.*: 89 *pro descr.*  
 OUTLINE DRAWING: pencil outlines with colour references [SP]; *r* [pencil] ‘smaller’ [unknown]; *v* ‘The leaves grass green above w<sup>t</sup> pale veins & thinly set w<sup>t</sup> small hair below Glaucus & very pale w<sup>t</sup> prominent veins. calyx & stalk grass green stile brownish green’ [SP]; ‘*Tragioides pruriens*’ [unknown]; [ink] ‘Endeavours River.’ [JB]. 545×350/400.  
 FINISHED DRAWING: watercolours *r* [ink] ‘Fred<sup>k</sup> Polydore Nodder, pinx<sup>t</sup> 1781’. 540×345/395.  
 COPPER PLATE: [DM]; Bacstrom, S. Ms.: 136; Brown, R. Ms.: 27/668. 465×300/390; engraving proof *r* [pencil] ‘*Tragioides pruriens*’ [unknown]; ‘D. Mackenzie’; lithograph Britten, J. 1905 *Ill.*: pl. 291; col. engraving 1983 *BF*: pl. 306.
- A7/350 *MALLOTUS CLAOXYLOIDES* (F. Mueller) J. Mueller var. *FICIFOLIUS* (Baillon) Bentham, *Fl. austral.* **6**: 141 (1873).  
 SPECIMEN: 3 sheets, Endeavour River.  
 MANUSCRIPT: Solander, D. Pl. Nov. Holl. **3**: 306–307, 316 ‘*Trevis oppositifolia*’; Britten, J. 1905 *Ill.*: 89 *pro descr.*  
 OUTLINE DRAWING: pencil outlines with colour references [SP]; *v* [pencil] ‘*Trevis oppositifolia*’ [unknown]; [ink] ‘Endeavours River’ [JB]. 540×350/420.  
 FINISHED DRAWING: watercolours *r* [ink] ‘Fred<sup>k</sup> Polydore Nodder, Pinx<sup>t</sup> 1781’. 545×345/415.  
 COPPER PLATE: [DM]; Bacstrom, S. Ms.: 136; [not in Brown]. 460×295/415; engraving proof *r* [pencil] ‘*Trevis oppositifolia*’ [unknown]; ‘D. Mackenzie’; lithograph Britten, J. 1905 *Ill.*: pl. 292; col. engraving 1983 *BF*: pl. 307.

- A7/351 **MALLOTUS PHILIPPENSIS** (Lamarck) J. Mueller, *Linnaea* **34**: 196 (1865).  
 SPECIMEN: no locality.  
 MANUSCRIPT: Solander, D. Pl. Nov. Holl. **3**: 336 'Trevioides biglandulosa'; Britten, J. 1905 *Ill.*: 89 *pro descr.*  
 OUTLINE DRAWING: pencil outlines with colour references [SP]; *v* [pencil] 'The underside of the leaves more on they grey' [SP]; 'Trevioides 2glandulosa' [unknown]; '2 gland' [unknown]; [ink] 'Endeavours River' [JB]. 540×365/455.  
 FINISHED DRAWING: watercolours *r* [ink] 'Fred<sup>k</sup> Polydore Nodder pinx<sup>t</sup> 1781'. 540×350/435.  
 COPPER PLATE: [GS]; Bacstrom, S. Ms.: 136; Brown, R. Ms.: 27/[?]; 460×300/435; engraving proof *r* [pencil] 'Trevioides biglandulosa' [unknown]; 'G<sup>d</sup> Sibelius'; lithograph Britten, J. 1905 *Ill.*: pl. 293; col. engraving 1983 *BF*: pl. 308.
- A7/352 **MALLOTUS POLYADENOS** F. Mueller, *Fragm.* **6**: 184 (1868).  
 SPECIMEN: 2 sheets, Endeavour River.  
 MANUSCRIPT: Solander, D. Pl. Nov. Holl. **3**: 462, **4**: 489 'Trevia glabrata'; Britten, J. 1905 *Ill.*: 89 *pro descr.*  
 OUTLINE DRAWING: pencil outlines with colour references [SP]; *r* [pencil] 'Calyx in 3' [SP]; *v* 'The fruit green ting'd w<sup>t</sup> dark red which is cover'd w<sup>t</sup> small dots of green the stalks the same colour' [SP]; 'Trevia glabrata' [unknown]; [ink] 'Endeavours River' [JB]. 540×370/440.  
 FINISHED DRAWING: watercolours *r* [ink] 'Fred<sup>k</sup> Polydore Nodder pinx<sup>t</sup> 1781'. 540×345/425.  
 COPPER PLATE: [GS, '1781']; Bacstrom, S. Ms.: 136; [not in Brown]; lithograph Britten, J. 1905 *Ill.*: pl. 294; col. engraving 1983 *BF*: pl. 309.
- A7/353 **MACARANGA INVOLUCRATA** (Roxburgh ex Wallich) Baillon ex J. Mueller in de Candolle var. **MALLOTOIDES** (F. Mueller) Perry, *J. Arnold Arbor.* **34**: 223 (1953).  
 SPECIMEN: 2 sheets, Endeavour River.  
 MANUSCRIPT: Solander, D. Pl. Nov. Holl. **3**: 339, 370–371 'Trevioides quadriglandulosa'; Britten, J. 1905 *Ill.*: 90 *pro descr.*  
 OUTLINE DRAWING: pencil outlines with colour references [SP]; *r* [pencil] 'L [?] green' [unknown]; '2 or 3 flowers' [unknown]; *v* 'Flowers pale green bractea grass green.' [SP]; 'Trevioides 4gland' [unknown]; [ink] 'Endeavours River.' [JB]. 540×350/410.  
 FINISHED DRAWING: watercolours *r* [ink] 'Fred<sup>k</sup> Polydore Nodder Pinx<sup>t</sup> 1781'. 540×350/440.  
 COPPER PLATE: [GS]; Bacstrom, S. Ms.: 136; Brown, R. Ms.: 27/[?]. 460×300/440; engraving proof *r* [ink] 'Trevioides 4 glandulosa' 'G: Sibelius'; lithograph Britten, J. 1905 *Ill.*: pl. 295; col. engraving 1983 *BF*: pl. 310.

A7/354 *MACARANGA TANARIUS* (Linnaeus) J. Mueller in A. de Candolle, *Prodr.* **15** (2): 997 (1866).

SPECIMEN: Endeavour River.

MANUSCRIPT: Solander, D. Pl. Nov. Holl. **3**: 347–348, 377–378 ‘*Ricinus Tanarius*’.

OUTLINE DRAWING: pencil outlines [SP]; *v* [pencil] ‘The upper side of the leaves deep grass green w<sup>t</sup> pale yellow green veins the under side very pale & glaucous green w<sup>t</sup> prominent & pale nerves & yellow green veins bractea pale yellow green stalks cover’d w<sup>t</sup> a glaucous meal the glands at the tips of the leaves pale yellow green’ [SP]. ‘*Ricinus Tanarius*’ [unknown]; [ink] ‘Endeavours River’ [JB]. 540×370/430.

Bacstrom, S. Ms. : 128.

A7/355 *OMALANTHUS NOVO-GUINEENSIS* (Warburg) Schumann in Schumann & Lauterbach, *Fl. Schutzgeb. Südsee*: 407 (1901).

SPECIMEN: 2 sheets, 1 – Endeavour River.

MANUSCRIPT: Solander, D. Pl. Nov. Holl. **3**: 332–333, 372 ‘*Croton triglandulosum*’; Britten, J. 1905 *Ill.* : 90 *pro descr.*

OUTLINE DRAWING: pencil outlines with colour references [SP]; *v* [pencil] ‘*Croton 3glandul*’ [unknown]; [ink] ‘Endeavours River’ [JB]. 545×350/325.

FINISHED DRAWING: watercolours *r* [ink] ‘Fred<sup>k</sup> Polydore Nodder pinx<sup>t</sup>. 1780’. 545×345/335.

COPPER PLATE: [DM]; Bacstrom, S. Ms. : 128; Brown, R. Ms. : 24/597. 460×300/340; engraving proof *r* [pencil] ‘*Croton triglandulosum*’ [unknown]; lithograph Britten, J. 1905 *Ill.* : pl. 296; col. engraving 1983 *BF*: pl. 311.

A7/356 *SEBASTIANA CHAMAELEA* (Linnaeus) J. Mueller in A. de Candolle, *Prodr.* **15** (2): 1175 (1866).

SPECIMEN: Endeavour River.

MANUSCRIPT: Solander, D. Pl. Nov. Holl. **3**: 423–424 ‘*Caturus herbacea*’.

OUTLINE DRAWING: pencil outlines with colour references [SP]; *r* [pencil] ‘189’ [unknown]; *v* ‘*Tragia chamolea* Linn’ [unknown]; ‘*Caturus herbacea*’ [unknown]; [ink] ‘Endeavours River’ [JB]. 365×265/295.

Bacstrom, S. Ms. : 132.

## ULMACEAE

A7/357 *CELTIS PANICULATA* (Endlicher) Planchon, *Annls Sci. nat.*, sér. 3, **10**: 305 (1848).

SPECIMEN: no locality.

MANUSCRIPT: Solander, D. Pl. Nov. Holl. **2**: 291–292 ‘*Celtis glabella*’; Britten, J. 1905 *Ill.* : 90 *pro descr.*

OUTLINE DRAWING: pencil outlines with colour references [SP]; *v* outline drawing: pencil outlines [SP?]; [pencil] ‘*Celtis glabella*’ [unknown]; [ink] ‘Endeavours River’ [JB]. 365×265/315.

FINISHED DRAWING: watercolours *r* [ink] 'Fred<sup>k</sup> Polydore Nodder pinx<sup>t</sup> 1781'.  
545×350/335.

COPPER PLATE: [DM]; Bacstrom, S. Ms. : 138; [not in Brown]. 455×295/300;  
engraving proof; lithograph Britten, J. 1905 *Ill.* : pl. 297; col. engraving 1983 *BF* :  
pl. 312.

A7/358 *FICUS SUPERBA* var. *HENNEANA* (Miquel) Corner, *Gdns' Bull., Singapore* **17** :  
376 (1960).

SPECIMEN: Booby Island.

MANUSCRIPT: Solander, D. Pl. Nov. Holl. **4** : 630–631 'Ficus maculata'.

OUTLINE DRAWING: pencil outlines with colour references [SP]; *v* [pencil] 'The fruit  
when young pale green with white specks when older whitish green ting'd w<sup>t</sup> red w<sup>t</sup>  
white specks when ripe dark black purple w<sup>t</sup> white specks.' [SP]; 'Ficus maculata'  
[unknown]; [ink] 'Booby Island' [JB]. 545×350/360.

FINISHED DRAWING: watercolours *r* [ink] 'Fred<sup>k</sup> Polydore Nodder Pinx<sup>t</sup> 1782'.

545×345/360; see *J. Bot.* **39** 1901 : t. 417.

Bacstrom, S. Ms. : 140.

A7/359 *FICUS OBLIQUA* G. Forster, *Fl. ins. austr.* : 77 (1786) var. *OBLIQUA*.  
(1786).

SPECIMEN: Endeavour River, Booby Island.

MANUSCRIPT: Solander, D. Pl. Nov. Holl. **4** : 631–632 'Ficus virginea'.

OUTLINE DRAWING: pencil outlines with colour references [SP]; *r* [pencil] '18' [?]; *v*  
'Ficus virginea' [unknown]; [ink] 'Endeavours River' [JB]. 545×350/340.

FINISHED DRAWING: watercolours *r* [ink] 'Fred<sup>k</sup> Polydore Nodder Pinx<sup>t</sup>'. 545×350/  
325.

Bacstrom, S. Ms. : 140.

A7/360 *FICUS PLATYPODA* var. *ANGUSTATA* (Miquel) Corner, *Gdns' Bull., Singapore*  
**21** (1) : 27 (1965).

SPECIMEN: 2 sheets, Bustard Bay, Bay of Inlets, Endeavour River.

MANUSCRIPT: Solander, D. Pl. Nov. Holl. **1** : 153–155, **2** : 190 'Ficus lutea'.

OUTLINE DRAWING: pencil outlines with colour references [SP]; *r* [pencil] 'not so  
many' [unknown]; *v* 'The figs are some of the deeper than those that are collourd &  
some much paler' [SP]; 'Ficus lutea' [unknown]; '117' [unknown]; [ink] 'Bustard bay'  
[JB]. 545×350/380.

FINISHED DRAWING: watercolours *r* [ink] 'Fred<sup>k</sup> Polydore Nodder Pinx<sup>t</sup> 1782'.

545×350/400.

Bacstrom, S. Ms. : 140.

A7/361 *FICUS OPPOSITA* Miquel, *Lond. J. Bot.* **7** : 426 (1848) var. *OPPOSITA*.

SPECIMEN: 2 sheets, Bay of Inlets, Palm Island, Cape Grafton.

MANUSCRIPT: Solander, D. Pl. Nov. Holl. **1** : 159–160 'Ficus scabrosus'.



OUTLINE DRAWING: pencil outlines with colour references [SP]; *r* [pencil] 'comes out singly' [SP]; *v* 'The leaves above grass green vein'd w<sup>t</sup> lighter the largest veins having a cast of purple the under side pale green with pale prominent veins. the fruit green stain'd w<sup>t</sup> purple as is the petiole & young stalks.' [SP]; '3' [unknown]; '143' [unknown]; 'Ficus scabrosa' [unknown]; [ink] 'Thirsty Sound' [JB]. 470×290/330.

FINISHED DRAWING: watercolours *r* [ink] 'Fred<sup>k</sup> Polydore Nodder. pinx<sup>t</sup> 1782'. 545×350/375.  
Bacstrom, S. Ms. : 140.

A7/361a *FICUS RACEMOSA* Linnaeus var. *VESCA* (F. Mueller ex Miquel) Barrett, *Bull. Torrey bot. Club* **73** (3): 323 (1946).

SPECIMEN: Endeavour River.

MANUSCRIPT: Solander, D. Pl. Nov. Holl. **4**: 475–476 'Ficus caudiciflora'.

OUTLINE DRAWING: pencil outlines with colour references [SP]; *v* [pencil] 'Ficus caudiciflora' [unknown]; [ink] 'Endeavours River' [JB]. 545×370/455.

FINISHED DRAWING: watercolours *r* [ink] 'Fred<sup>k</sup> Polydore Nodder, Pinx<sup>t</sup> 1782'. 545×350/445; see Beaglehole, J.C. 1962 **2**: pl. vi col. pl.  
Bacstrom, S. Ms. : 140.

## URTICACEAE

A7/362 *PIPTURUS ARGENTEUS* (G. Forster) Weddell in A. de Candolle, *Prodr.* **16** (1): 235<sup>19</sup> (1869).

SPECIMEN: \*, no locality.

MANUSCRIPT: Solander, D. Pl. Nov. Holl. **2**: 292, **4**: 488, 611 'Urtica argentea'.

OUTLINE DRAWING: pencil outlines with colour references [SP]; *v* [pencil] 'Urtica argentea' [unknown]; [ink] 'Endeavours River' [JB]. 545×350/420.

Bacstrom, S. Ms. : 126.

A7/363 *DENDROCNIDE MOROIDES* (Weddell) Chew, *Gdns' Bull., Singapore* **21**: 204 (1965).

SPECIMEN: no locality.

MANUSCRIPT: Solander, D. Pl. Nov. Holl. **4**: 484–485 'Morus incendiarius'; Britten, J. 1905 *Ill.*: 90 *pro descr.*; 1973 *CF*: pl. 27 *pro descr.*

OUTLINE DRAWING: pencil outlines with colour references [SP]; *v* [pencil] 'The leaves above grass green w<sup>t</sup> hollow veins the under side much paler w<sup>t</sup> prominent veins fruit lilac colour' [SP]; 'Morus incendiarius' [unknown]; [ink] 'Endeavours River.' [JB]. 545×350/370.

FINISHED DRAWING: watercolours *r* [ink] 'Fred<sup>k</sup> Polydore Nodder Pinx<sup>t</sup> 1780'. 545×345/350.

COPPER PLATE: [DM]; Bacstrom, S. Ms. : 126; Brown, R. Ms. : 27/667. 460×295/330; engraving proof; lithograph Britten, J. 1905 *Ill.*: pl. 298; engraving 1973 *CF*: pl. 27; col. engraving 1983 *BF*: pl. 313.

## CASUARINACEAE

- A7/364 *CASUARINA LITTORALIS* Salisbury, *Prodr. stirp.*: 2 (1796).  
 SPECIMEN: no locality.  
 MANUSCRIPT: Solander, D. Pl. Nov. Holl. 1: 96–98 ‘Casuarina stricta’; Solander, D. Slip Catalogue **xviii**: 619–624.  
 OUTLINE DRAWING: pencil outlines with colour references [SP]; *v* [pencil] ‘The Stiles of the female flowers Crimson the hairs on the peduncle the same the anthera ferruginous’ [SP]; ‘Obs It is a Dici [?] plant. Therefore the fruit is to be drawn on a separat Branch’ [unknown]; ‘Casuarina stricta’ [unknown]; ‘4’ [unknown]; ‘7 [[4]]3’ [unknown]; [ink] ‘Botany Bay’ [JB]. 540×345/430.  
 Bacstrom, S. Ms.: 126.
- A7/365 *CASUARINA TORULOSA* Dryander in Aiton, *Hort. Kew. ed.* 1, 3: 320 (1789).  
 SPECIMEN: Bay of Inlets.  
 MANUSCRIPT: Solander, D. Pl. Nov. Holl. 2: 185, 189–190 ‘Casuarina suberosa’; Solander, D. Slip Catalogue **xviii**: 633–636.  
 OUTLINE DRAWING: pencil outlines with colour references [SP]; *v* [pencil] ‘158’ [unknown]; ‘Casuarina suberosa’ [unknown]; ‘7’ [unknown]; [ink] ‘Thirsty Sound.’ [JB]. 540×350/460.  
 Bacstrom, S. Ms.: 126.

## ORCHIDACEAE

- A8/366 *DENDROBIUM DISCOLOR* Lindley, *Bot. Reg.* 27: t. 52, *Misc.*: 21 (1841).  
 SPECIMEN: Bustard Bay, Bay of Inlets, Cape Grafton.  
 MANUSCRIPT: Solander, D. Pl. Nov. Holl. 4: 521–523, 529–530 ‘Epidendrum exaltatum’; Britten, J. 1905 *Ill.*: 91 *pro descr.*  
 OUTLINE DRAWING: pencil outlines with colour references [SP]; *v* [pencil] ‘Epidendr. exaltatum’ [unknown]; [ink] ‘Endeavours River’ [JB]. 540×355/475.  
 FINISHED DRAWING: watercolours *r* [ink] ‘Fred<sup>k</sup> Polydore Nodder Pinx<sup>t</sup> 1780’. 545×365/455; see Carr, D.J. [Ed.] 1983 pl. 166 p. 173.  
 COPPER PLATE: [GS, ‘1783’]; Bacstrom, S. Ms.: 122; [not in Brown]. 460×295/455; engraving proof *r* [pencil] ‘Epidendrum exaltatum’ [unknown]; ‘G<sup>d</sup>. Sibelius’; lithograph Britten, J. 1905 *Ill.*: pl. 299; col. engraving 1983 *BF*: pl. 314.
- A8/367 *DENDROBIUM CANALICULATUM* R. Brown, *Prodr.*: 333 (1810).  
 SPECIMEN: \* (holotype).  
 MANUSCRIPT: Solander, D. Pl. Nov. Holl. 4: 511–513 ‘Epidendrum canaliculatum’; Britten, J. 1905 *Ill.*: 91 *pro descr.*  
 OUTLINE DRAWING: pencil outlines with colour references [SP]; *v* [pencil] ‘The colour of the Bark pale brown umber.’ [SP]; ‘Epidendr canaliculatum’ [unknown]; [ink] ‘Endeavours River’ [JB]. 370×265/290.

FINISHED DRAWING: watercolours *r* [ink] 'Fred<sup>k</sup> Polydore Nodder pinx<sup>t</sup> 1780'; [pencil] 'All the Petals are blunt' [unknown]. 540×360/395.

COPPER PLATE: [DM]; Bacstrom, S. Ms.: 122; Brown, R. Ms.: 24/586. 460×295/395; engraving proof *r* [pencil] 'Epidendrum canaliculatum' [unknown]; lithograph Britten, J. 1905 *Ill.*: pl. 300; col. engraving 1983 *BF*: pl. 315.

A8/368 DENDROBIUM RIGIDUM R. Brown, *Prodr.*: 333 (1810).

SPECIMEN: \* [NB. original sketch is the iconotype viz. R. Brown *loc. cit.*].

MANUSCRIPT: Solander, D. Pl. Nov. Holl. 4: 504–506 'Epidendrum rigidum'; Britten, J. 1905 *Ill.*: 91 *pro descr.*

OUTLINE DRAWING: pencil outlines with colour references [SP]; *v* [pencil] 'The outer petala greenish white ting'd w<sup>t</sup> red the inner are Buff colour edg'd w<sup>t</sup> dark red. leaves yellow green stalks & membrane at the bottom of the leaves ash colour' [SP]; 'Epidendrum rigidum' [unknown]; [ink] 'Endeavours River' [JB]. 370×265/305.

FINISHED DRAWING: watercolours *r* [ink] 'Fred<sup>k</sup> Polydore. Nodder, Pinx<sup>t</sup> 1780'. 545×350/325.

COPPER PLATE: [GS]; Bacstrom, S. Ms.: 122; Brown, R. Ms.: 24/585. 455×300/285; engraving proof *r* [pencil] 'Epidendrum rigidum' [unknown]; lithograph Britten, J. 1905 *Ill.*: pl. 301; col. engraving *BF*: pl. 316 [in preparation].

A8/369a PRASOPHYLLUM STRIATUM R. Brown, *Prodr.*: 318 (1810).

SPECIMEN: Botany Bay.

MANUSCRIPT: Solander, D. Pl. Nov. Holl. 1: 14–16 'Ophryoides paradoxa'; Britten, J. 1905 *Ill.*: 92 *pro descr.*

OUTLINE DRAWING: pencil outlines with colour references [SP]; *r* [pencil] 'pale green purple strip' 'edge white' 'dark green' 'as the first' 'white' 'yellow' 'pale green' [unknown]; *v* 'The Stalk & leaf vivid grass green turning greyish towards the bottom & then white, the bulb white' [SP]; 'Ophryoides paradoxa' [unknown]; '15' [unknown]; [ink] 'Botany Bay' [JB]. 370×265/275.

FINISHED DRAWING: watercolours *r* [ink] 'Fred<sup>k</sup> Polydore Nodder Pinx<sup>t</sup> 1780'. 545×365/275.

COPPER PLATE: [DM]; Bacstrom, S. Ms.: 124; Brown, R. Ms.: 27/656. 455×295/275; engraving proof *r* [pencil] 'Ophryoides paradoxa' [unknown]; 'Dm Mackenzie'; lithograph Britten, J. 1905 *Ill.*: pl. 302A; col. engraving *BF*: pl. 317 [in preparation].

A8/369b PTEROSTYLIS REVOLUTA R. Brown, *Prodr.*: 327 (1810).

SPECIMEN: Botany Bay.

MANUSCRIPT: Solander, D. Pl. Nov. Holl. 1: 27–29 'Arethusa tetrapetala'; Britten, J. 1905 *Ill.*: 92 *pro descr.*

OUTLINE DRAWING: pencil outlines with colour references [SP]; *r* [pencil] 'Pterostylis revoluta, but the radical leaves belong to acuminata [?]' [unknown]; *v* 'The leaves a delicate grey green' [SP]; 'Arethusa tetrapetala' [unknown]; '82' [unknown]; [ink] 'Botany Bay' [JB]. 370×265/265.

FINISHED DRAWING: watercolours *r* [ink] 'Fred<sup>k</sup> Polydore Nodder. pinx<sup>t</sup> 1780'; [pencil] 'The leaves a little broader they don't Belong to this species' 'finer' 'Pterostylis revoluta' [unknown]. 545×350/275.

COPPER PLATE: [GS]; Bacstrom, S. Ms. : 122; Brown, R. Ms. : 24/584. 460×300/270; engraving proof *r* [pencil] 'Arethusa tetrapetala' [unknown]; lithograph Britten, J. 1905 *Ill.* : pl. 302B; col. engraving *BF*: pl. 318 [in preparation].

## BURMANNIACEAE

A8/369c BURMANNIA JUNCEA Solander ex R. Brown, *Prodr.* : 265 (1810).

SPECIMEN: Endeavour River (holotype).

MANUSCRIPT: Solander, D. Pl. Nov. Holl. 3: 399–400, 446–447 'Sisyrinchioides graminea'; Solander, D. Slip Catalogue VIII: 259–262; Britten, J. 1905 *Ill.* : 92 *pro descr.*

FINISHED DRAWING: watercolours *r* [pencil] 'Burmattia juncea' [unknown]; *v* 'The middle pale grey green the aloe delicate violet colour' [SP]; 'Sisyrinchioides graminea' [unknown]; [ink] 'Endeavours River' [JB]. 360×270/190.

COPPER PLATE: [DM]; Bacstrom, S. Ms. : 49; Brown, R. Ms. : 25/603. 460×300/190; engraving proof *r* [pencil] 'Burmattia juncea' [unknown]; lithograph Britten, J. 1905 *Ill.* : pl. 302C; col. engraving *BF*: pl. 319 [in preparation].

## IRIDACEAE

A8/370 PATERSONIA SERICEA R. Brown, *Bot. Mag.* : t. 1041 (1807).

SPECIMEN: Botany Bay.

MANUSCRIPT: Solander, D. Pl. Nov. Holl. 1: 108–109 'Sisyrinchium tripetalum'.

OUTLINE DRAWING: pencil outlines [SP]; *v* [pencil] '98' [unknown]; 'Sisyrinchium tripetalum' [unknown]; [ink] 'Bustard Bay' [JB]. 370×265/70. [Not in Bacstrom].

## HAEMODORACEAE

A8/371 HAEMODORUM COCCINEUM R. Brown, *Prodr.* : 300 (1810).

SPECIMEN: Endeavour River, Point Lookout.

MANUSCRIPT: Solander, D. Pl. Nov. Holl. 2: 286–287 'Wachendastrum corymbosum'; Britten, J. 1905 *Ill.* : 93 *pro descr.*

OUTLINE DRAWING: pencil outlines with colour references [SP]; *v* [pencil] 'Wachendastrum corymbosum' [unknown]; [ink] 'Endeavours River' [JB]. 540×365/500.

FINISHED DRAWING: watercolours *r* [ink] 'John Frederick Miller, pinx<sup>t</sup> 1773.'; *v* [pencil] 'Wachendastrum corymbosum' [unknown]. 535×355/455; see Carr, D.J. [Ed.] 1983 pl. 167 p. 174.

2 COPPER PLATES: [TS]; Bacstrom, S. Ms. : 18; Brown, R. Ms. : 11/45. 460×300/410; 3 engraving proofs: 1 – *r* [pencil] ‘Wachendastrum corymbosum’ [unknown]; 2 – there are two states of this proof; lithograph Britten, J. 1905 *Ill.* : pl. 303; col. engraving *BF*: pl. 320, 321 [in preparation].

NOTES: the first engraving is reproduced in Britten and is Plate 320 in *Banks’ Florilegium*.

## DIANELLACEAE

A8/372 *DIANELLA CAERULEA* Sims, *Curtis’s bot. Mag.* **15**: t. 506 (1801).

SPECIMEN: 3 sheets, Endeavour River.

MANUSCRIPT: Solander, D. Pl. Nov. Holl. **1**: 115, 155 ‘Anthericum caeruleum’; Britten, J. 1905 *Ill.* : 93 *pro descr.*

OUTLINE DRAWING: pencil outlines with colour references [SP]; *v* [pencil] ‘The flowers & buds pale blue w<sup>t</sup> a cast of purple the very young buds more purple the anthera pale yellow filaments orange peduncle stain’d w<sup>t</sup> purple. leaves grass green turn<sup>g</sup> gradually white at the bottom’ [SP]; ‘Anthericum caeruleum’ [unknown]; ‘118’ [unknown]; [ink] ‘Bustard Bay’ [JB]. 540×355/495.

FINISHED DRAWING: watercolours *r* [ink] ‘Jn<sup>o</sup>. Clevely Jun<sup>r</sup>. Pinx<sup>t</sup>. 1775.’; *v* [pencil] ‘Anthericum Caeruleum’ [unknown]. 535×350/500.

COPPER PLATE: [JG]; Bacstrom, S. Ms. : 48; Brown, R. Ms. : 13/314. 460×300/445; engraving proof *r* [pencil] ‘Anthericum [[ensatum]] caeruleum’ [unknown]; lithograph Britten, J. 1905 *Ill.* : pl. 304; col. engraving *BF*: pl. 322 [in preparation].

## PHILESIACEAE

A8/373 *EUSTREPHUS LATIFOLIUS* R. Brown ex Sims, *Curtis’s bot. Mag.* **31**: t. 1245 (1809) var. *LATIFOLIUS*.

SPECIMEN: Botany Bay.

MANUSCRIPT: Solander, D. Pl. Nov. Holl. **1**: 12–13 ‘Convallaria barbata’; Britten, J. 1905 *Ill.* : 93 *pro descr.*

OUTLINE DRAWING: pencil outlines with colour references [SP]; *v* [pencil] ‘The flower white w<sup>t</sup> a light tinge of lilac the leaves grass green the Stalks yellow green’ [SP]; ‘Convallaria barbata’ [unknown]; ‘47’ [unknown]; [ink] ‘Botany Bay’ [JB]. 370×265/305.

FINISHED DRAWING: watercolours *r* [ink] ‘James Miller Pinxt. 1775.’; *v* [pencil] ‘Convallaria barbata’ [unknown]. 535×355/305.

COPPER PLATE: [CW]; Bacstrom, S. Ms. : 50; Brown, R. Ms. : 13/316. 460×300/300; engraving proof *r* [pencil] ‘Convallaria barbata’ [unknown]; lithograph Britten, J. 1905 *Ill.* : pl. 305; col. engraving *BF*: pl. 323 [in preparation].

A8/374 *EUSTREPHUS LATIFOLIUS* R. Brown ex Sims var. *ANGUSTIFOLIUS* (R. Brown) Bentham, *Fl. austral.* 7: 18 (1878).

SPECIMEN: no locality.

MANUSCRIPT: Solander, D. Pl. Nov. Holl. 1: 142 'Convallaria angustifolia'; Britten, J. 1905 *Ill.*: 93 *pro descr.*

OUTLINE DRAWING: pencil outlines with colour references [SP]; *r* [pencil] '19' [unknown]; [ink] 'Bustard Bay' [JB]; *v* [pencil] 'The flowers pale lilac colour anthera yellow buds pale green ting'd w<sup>t</sup> purple.' [SP]; 'Convallaria angustifolia' [unknown]; '108' [unknown]. 470×290/430.

FINISHED DRAWING: watercolours *r* [ink] 'James. Miller pinxt 1775.'; *v* [pencil] 'Convallaria angustifolia' [unknown]. 530×355/430.

COPPER PLATE: [DM]; Bacstrom, S. Ms.: 50; Brown, R. Ms.: 13/317. 460×295/425; engraving proof *r* [pencil] 'Convallaria angustifolia' [unknown]; lithograph Britten, J. 1905 *Ill.*: pl. 306; col. engraving *BF*: pl. 324 [in preparation].

## PHORMIACEAE

A8/375 *BLANDFORDIA NOBILIS* Smith, *Exotic Botany* 1: 5, t. 4 (1804).

SPECIMEN: Botany Bay.

MANUSCRIPT: Solander, D. Pl. Nov. Holl. 1: 101 'Alooides polyanthes'; Britten, J. 1905 *Ill.*: 93 *pro descr.*

OUTLINE DRAWING: pencil outlines with colour references [SP]; *v* [pencil] 'The top of the flower yellow which suddenly turns scarlet & this turns darker towards the base of the flower & into a deep red on the stalks the stalks among the flowers & at the top dirty purple the bractea stain'd w<sup>t</sup> red. the leaves grass green turning white at the bottom. the stile pale yellow green.' [SP]; 'Alooides polyanthes' [unknown]; '74' [unknown]; [ink] 'Botany Bay' [JB]. 545×360/470.

FINISHED DRAWING: watercolours *r* [ink] 'James Miller Pinxt. 1775'; *v* [pencil] 'Alooides polyanthus' [unknown]; 'Botany Bay' [unknown]. 535×355/490; see Carr, D.J. [Ed.] 1983 pl. 168 p. 175.

COPPER PLATE: [EW]; Bacstrom, S. Ms.: 54; Brown, R. Ms.: 11/265. 460×295/445; engraving proof *r* [pencil] 'Alooides Polyanthes' [unknown]; lithograph Britten, J. 1905 *Ill.*: pl. 307; col. engraving *BF*: pl. 325 [in preparation].

## COLCHICACEAE

A8/376 *SCHELHAMMERA MULTIFLORA* R. Brown, *Prodr.*: 274 (1810).

SPECIMEN: Endeavour River (syntype).

MANUSCRIPT: Solander, D. Pl. Nov. Holl. 2: 292, 4: 533–534 'Convallaria erecta'; Britten, J. 1905 *Ill.*: 94 *pro descr.*

OUTLINE DRAWING: pencil outlines with colour references [SP]; *r* [pencil] '76' [?] [unknown]; *v* 'The flower white anthera purple. buds pale green.' [SP]; 'Convallaria erecta' [unknown]; [ink] 'Endeavours River' [JB]. 370×265/260.

FINISHED DRAWING: watercolours *r* [ink] 'John Frederick Miller pinx<sup>t</sup>: 1775.'; *v* [pencil] 'Convallaria erecta' 'N:H.' [unknown]. 540×365/255.

COPPER PLATE: [GS]; Bacstrom, S. Ms.: 50; Brown, R. Ms.: 13/318. 460×295/255; engraving proof *r* [pencil] 'Convallaria erecta' [unknown]; lithograph Britten, J. 1905 *Ill.*: pl. 308; col. engraving *BF*: pl. 326 [in preparation].

## ANTHERICACEAE

A8/377 THYSANOTUS BANKSII R. Brown, *Prodr.*: 283 (1810).

SPECIMEN: Endeavour River (holotype).

MANUSCRIPT: Solander, D. Pl. Nov. Holl. 2: 268–269 'Anthericum fimbriatum'; Britten, J. 1905 *Ill.*: 94 *pro descr.*

OUTLINE DRAWING: pencil outlines with colour references [SP]; *r* [pencil] '18' [unknown]; *v* 'Anthericum fimbriatum' [unknown]; '379' [unknown]; [ink] 'Endeavours River' [JB]. 475×290/420.

FINISHED DRAWING: watercolours *r* [ink] 'Jn:° Cleveley Jun<sup>r</sup>: Pinx<sup>t</sup>: 1774.'; *v* [pencil] 'Anthericum Fimbriatum' [unknown]. 535×345/430.

COPPER PLATE: [DM]; Bacstrom, S. Ms.: 48; Brown, R. Ms.: 11/259. 460×295/425; engraving proof *r* [pencil] 'Anthericum fimbriatum' [unknown]; lithograph Britten, J. 1905 *Ill.*: pl. 309; col. engraving *BF*: pl. 327 [in preparation].

## PHILYDRACEAE

A8/378 PHILYDRUM LANUGINOSUM Gaertner, *Fruct. Sem. pl.* I: 62, t. 16, f. 10 (1788).

SPECIMEN: Endeavour River (holotype).

MANUSCRIPT: Solander, D. Pl. Nov. Holl. 3: 309–311 'Philydrum lanuginosum'; Britten, J. 1905 *Ill.*: 94 *pro descr.*

OUTLINE DRAWING: pencil outlines with colour references [SP]; *v* [pencil] 'The petala & anthera yellow the nerve in the middle of the Petala ting'd w<sup>t</sup> green' [SP]; 'Philydrum lanuginosum' [unknown]; [ink] 'Endeavours River' [JB]. 545×365/470.

FINISHED DRAWING: watercolours *r* [ink] 'John Frederick Miller. pinx<sup>t</sup>: 1773.'; 'Philydrum lanuginosum' [unknown]. 505×335/480; see Carr, D.J. [Ed.] 1983 pl. 169 p. 176.

COPPER PLATE: [G. Smith]; Bacstrom, S. Ms.: 4; Brown, R. Ms.: 1/2. 460×295/440; engraving proof *r* [pencil] 'Philydrum lanuginosum Banks' [unknown]; lithograph Britten, J. 1905 *Ill.*: pl. 310; col. engraving *BF*: pl. 328 [in preparation].

## XYRIDACEAE

A8/379 XYRIS PALUDOSA R. Brown, *Prodr.*: 256 (1810).

SPECIMEN: Endeavour River (syntype).

MANUSCRIPT: Solander, D. Pl. Nov. Holl. 4: 566 'Xyris paludosa'.

OUTLINE DRAWING: pencil outlines with colour references [SP]; *r* [pencil] '23' [unknown]; *v* 'Xyris paludosa' [unknown]; [ink] 'Endeavours River' [JB]. 370×265/300.

FINISHED DRAWING: watercolours *r* [ink] 'James Miller pinxt'. 540×350/320. Bacstrom, S. Ms.: 12.

A8/380 XYRIS PAUCIFLORA Willdenow, *Phyt.*: 2, t. 1, f. 1 (1794).

SPECIMEN: Endeavour River, Point Lookout.

MANUSCRIPT: Solander, D. Pl. Nov. Holl. 4: 566 'Xyris pusilla'.

OUTLINE DRAWING: pencil outlines with colour references [SP]; *v* [pencil] 'Xyris pusilla'; [ink] 'Endeavours River' [JB]. 370×265/225.

FINISHED DRAWING: watercolours *r* [ink] 'James Miller pinxt'. 535×350/235. Bacstrom, S. Ms.: 12.

## COMMELINACEAE

A8/381 POLLIA MACROPHYLLA (R. Brown) Bentham, *Fl. austral.* 7: 90 (1878).

SPECIMEN: Endeavour River.

MANUSCRIPT: Solander, D. Pl. Nov. Holl. 3: 336–338 'Commelina elatior'.

OUTLINE DRAWING: pencil outlines with colour references [SP]; *v* [pencil] 'The 3 upper petala pale blue w<sup>t</sup> a cast of violet the 3 under white stamina pale blue anthera yellow buds white bractea white ting'd w<sup>t</sup> green' [SP]; 'Commelina elatior' [unknown]; [ink] 'Endeavours River' [JB]. 535×365/385.

FINISHED DRAWING: watercolours *r* [ink] 'John Frederick Miller pinxt. 1773.'. 540×360/390. [Not in Bacstrom].

## CARTONEMATACEAE

A8/382 CARTONEMA SPICATUM R. Brown, *Prodr.*: 271 (1810).

SPECIMEN: Endeavour River.

MANUSCRIPT: Solander, D. Pl. Nov. Holl. 2: 270–271 'Tradescantia hispidiuscula'; Solander, D. Slip Catalogue I: 159–163; Britten, J. 1905 *Ill.*: 94 *pro descr.*

OUTLINE DRAWING: pencil outlines with colour references [SP]; *r* [pencil] '8' [?] [unknown]; 'hispidiuscula' [unknown]; *v* 'Tradescantia hispidiuscula' [unknown]; [ink] 'Endeavours River' [JB]. 365×270/175.



FINISHED DRAWING: watercolours *r* [ink] 'James Miller Pinxt: 1775'; *v* [pencil] 'Tradescantia hispidiuscula'. 540×355/170.

COPPER PLATE: [DM]; Bacstrom, S. Ms. : 48; Brown, R. Ms. : 16/394. 460×295/165; engraving proof *r* [pencil] 'Tradescantia hispidiuscula' [unknown]; lithograph Britten, J. 1905 *Ill.* : pl. 311; col. engraving *BF*: pl. 329 [in preparation].

## LOMANDRACEAE

- A8/383 *LOMANDRA BANKSII* (R. Brown) Lauterbach, *Bot. Jb.* **50**: 294 (1913).  
 SPECIMEN: 3 sheets, Endeavour River (syntypes).  
 MANUSCRIPT: Solander, D. Pl. Nov. Holl. **2**: 298–299 'Tillandsioides palmjuncus'.  
 OUTLINE DRAWING: pencil outlines with colour references [SP]; *v* [pencil] 'Tillandsioides palmjuncus' [unknown]; [ink] 'Endeavours River' [JB]. 545×350/410.  
 FINISHED DRAWING: watercolours *r* [ink] 'Fred<sup>k</sup> Polydore Nodder pinx<sup>t</sup> 1782'. 545×350/450.  
 Bacstrom, S. Ms. : 140.
- A8/384 *LOMANDRA BANKSII* (R. Brown) Lauterbach, *Bot. Jb.* **50**: 294 (1913).  
 SPECIMEN: 2 sheets, Endeavour River (syntypes).  
 MANUSCRIPT: Solander, D. Pl. Nov. Holl. **3**: 327 'Tillandsioides acaulis'.  
 OUTLINE DRAWING: pencil outlines with colour references [SP]; *r* 'fruit yellow' [unknown]; *v* 'Berries dark grass + lurid green yellow green at the joining stalk purple + green leaves pea green.' [SP]; 'Tillandsioides acaulis' [unknown]; [ink] 'Endeavours River' [JB]. 535×360/395.  
 FINISHED DRAWING: watercolours *r* [ink] 'Fred<sup>k</sup> Polydore Nodder pinx<sup>t</sup> 1782'. 540×350/440.  
 Bacstrom, S. Ms. : 140.
- A8/385 *LOMANDRA LONGIFOLIA* Labillardière, *Nov. Holl. pl.* **1**: 92, t. 119 (1805).  
 subsp. *LONGIFOLIA*.  
 SPECIMEN: 3 sheets, Botany Bay.  
 MANUSCRIPT: Solander, D. Pl. Nov. Holl. **1**: 70–72 'Tillandsioides graminea'; Britten, J. 1905 *Ill.* : 95 *pro descr.*  
 OUTLINE DRAWING: pencil outlines with colour references [SP]; *r* [pencil] '3 cornerd' [unknown]; *v* 'Tillandsioides graminea' [unknown]; '91' [unknown]; [ink] 'Botany Bay' [JB]. 540×365/505.  
 FINISHED DRAWING: watercolours *r* [ink] 'Fred<sup>k</sup> Polydore Nodder pinx<sup>t</sup> 1781'. 545×370/495.  
 COPPER PLATE: [DM]; Bacstrom, S. Ms. : 136; [not in Brown]. 460×300/445; engraving proof *r* [pencil] 'Tillandsioides graminea' [unknown]; lithograph Britten, J. 1905 *Ill.* : pl. 312; col. engraving *BF*: pl. 330 [in preparation].

- A8/386 *LOMANDRA MULTIFLORA* (R. Brown) Britten, *Ill. Bot. Cook's Voy.* 3:95 (1905).  
 SPECIMEN: 3 sheets, Thirsty Sound, Bay of Inlets.  
 MANUSCRIPT: Solander, D. Pl. Nov. Holl. 2: 166 'Triglochin dioicum'; Britten, J. 1905 *Ill.*: 95 *pro descr.*  
 OUTLINE DRAWING: pencil outlines with colour references [SP]; *r* [pencil] '77' [unknown]; *v* 'The petala pale yellow calyx green stain'd w<sup>t</sup> dark purple. the leaves [dar] grass green.' [SP]; 'Triglochin dioicum' [unknown]; '3' [unknown]; '133' [unknown]; [ink] 'Endeavours River' [JB]. 370×265/315.  
 FINISHED DRAWING: watercolours *r* [ink] 'Jn:<sup>o</sup> Cleveley Jun<sup>r</sup>. Pinx<sup>t</sup> 1774.'; *v* [pencil] 'Triglochin dioicum' [unknown]. 535×340/325.  
 COPPER PLATE: [DM]; Bacstrom, S. Ms.: 54; Brown, R. Ms.: 14/327. 460×295/320; engraving proof *r* [pencil] 'Triglochin dioicum' [unknown]; [not in Britten]; col. engraving *BF*: pl. 331 [in preparation].
- A8/387 *LOMANDRA MULTIFLORA* (R. Brown) Britten, *Ill. Bot. Cook's Voy.* 3:95 (1905).  
 SPECIMEN: 3 sheets, Endeavour River (syntypes).  
 MANUSCRIPT: Solander, D. Pl. Nov. Holl. 3: 338–339 'Triglochin paniculatum'; Britten, J. 1905 *Ill.*: 95 *pro descr.*  
 OUTLINE DRAWING: pencil outlines with colour references [SP]; *v* [pencil] 'Triglochin panniculatum' [unknown]; [ink] 'Endeavours River' [JB]. 545×350/475.  
 FINISHED DRAWING: watercolours *r* [ink] 'John Frederick Miller pinx<sup>o</sup> 1775.'; *v* [pencil] 'Triglochin panniculatum E.R.-' [unknown]. 530×355/485.  
 COPPER PLATE: [JG]; Bacstrom, S. Ms.: 54; Brown, R. Ms.: 14/328. 460×295/450; engraving proof *r* [ink] 'Goldar'; lithograph Britten, J. 1905 *Ill.*: pl. 313; col. engraving *BF*: pl. 332 [in preparation].
- A8/388 *LOMANDRA LAXA* (R. Brown) Lee, *Contr. N.S.W. natn. Herb.* 3 (3): 153 (1962).  
 SPECIMEN: 2 sheets, Bustard Bay.  
 MANUSCRIPT: Solander, D. Pl. Nov. Holl. 1: 130 'Triglochin coloratum'; Britten, J. 1905 *Ill.*: 95 *pro descr.*  
 OUTLINE DRAWING: pencil outlines with colour references [SP]; *r* [pencil] '20' [unknown]; *v* 'Triglochin corollatum' [unknown]; '110' [unknown]; [ink] 'Bustard Bay' [JB]. 475×290/370.  
 FINISHED DRAWING: watercolours *r* [ink] 'John Cleveley Jun<sup>r</sup>. Pinx<sup>t</sup> 1774.'; *v* [pencil] 'Triglochin Corollatum' [unknown]. 535×350/370.  
 COPPER PLATE: [JG]; Bacstrom, S. Ms.: 54; Brown, R. Ms.: 14/326. 460×295/365; engraving proof *r* [ink] 'Goldar'; lithograph Britten, J. 1905 *Ill.*: pl. 314; col. engraving *BF*: pl. 333 [in preparation].

## XANTHORRHOACEAE

A8/389 XANTHORRHOEA RESINOSA Persoon, *Syn. pl.* I: 370 (1805) subsp. RESINOSA.

SPECIMEN: 3 sheets, Endeavour River.

MANUSCRIPT: Solander, D. Pl. Nov. Holl. I: 79–80 'Acoroides resinifera'; Britten, J. 1905 *Ill.*: 95 *pro descr.*

OUTLINE DRAWING: pencil outlines [SP]; *r* [pencil] 'more obtuse & hairy' [unknown]; *v* 'The Stamina pale green upon a ground the colour of Terra. Colena the stalk & leaves grass green' [SP]; '90' [unknown]; 'Acoroides resinifera' [unknown]; [ink] 'Endeavours River' [JB]. 540×355/510.

FINISHED DRAWING: watercolours *r* [ink] 'James. Miller Pinxt 1775'; *v* [pencil] 'Acoroides resinifera' [unknown]. 540×350/510; see Carr, D.J. [Ed.] 1983 pl. 170 p. 176.

COPPER PLATE: [G. Smith]; Bacstrom, S. Ms.: 54; Brown, R. Ms.: 11/264. 460×300/455; engraving proof *r* [pencil] 'Acoroides resinifera' [unknown]; lithograph Britten, J. 1905 *Ill.*: pl. 315; col. engraving *BF*: pl. 334 [in preparation].

## JUNCAGINACEAE

A8/390 TRIGLOCHIN PROCERA R. Brown, *Prodr.*: 343 (1810).

SPECIMEN: Botany Bay.

MANUSCRIPT: Solander, D. Pl. Nov. Holl. I: 62–63 'Veratroides hexagyna'; Britten, J. 1905 *Ill.*: 96 *pro descr.*

OUTLINE DRAWING: pencil outlines with colour references [SP]; *r* [pencil] '21' [unknown]; *v* 'The leaves & stalk a vivid grass green gradually turning white towards the bottom. the Stiles grass green w<sup>t</sup> white hair the petala dirty pale yellow green.' [SP]; '23' [unknown]; 'Veratroides hexagyna' [unknown]; [ink] 'Botany Bay' [JB]. 475×290/440.

FINISHED DRAWING: watercolours *r* [ink] 'John Frederick Miller pinxt: 1775.'; *v* [pencil] 'Veratroides hexagynia' 'Bot. Bay' [unknown]. 540×350/470.

COPPER PLATE: [JG]; Bacstrom, S. Ms.: 54; Brown, R. Ms.: 11/266. 460×295/445; engraving proof *r* [pencil] 'Veratroides hexagyna' [unknown]; lithograph Britten, J. 1905 *Ill.*: pl. 316; col. engraving *BF*: pl. 335 [in preparation].

## ARACEAE

A8/391 COLOCASIA ESCULENTA (Linnaeus) Schott in Schott & Endlicher, *Melet. bot.*: 18 (1832).

SPECIMEN: Endeavour River.

MANUSCRIPT: Solander, D. Pl. Nov. Holl. 3: 311–312 'Arum esculentum'.

OUTLINE DRAWING: pencil outlines [SP]; *v* [pencil] 'The spathe & spadix buff colour the upper side of the leaves grass green the nerves somewhat paler & a little convex, the veins almost obliterated. the leaves below pale yellow green w<sup>t</sup> convex & very pale nerves veins grass green' [SP]; 'Arum esculentum' [unknown]; [ink] 'Endeavours River' [JB]. 540×350/520.  
Bacstrom, S. Ms. : 124.

## ERIOCAULACEAE

A8/392 ERIOCAULON FISTULOSUM R. Brown, *Prodr.* : 255 (1810).

SPECIMEN: 2 sheets, Endeavour River (syntypes).

MANUSCRIPT: Solander, D. Pl. Nov. Holl. 4: 542, 551–552, 553 'Eriocaulon striatum'; Britten, J. 1905 *Ill.* : 96 *pro descr.*

OUTLINE DRAWING: pencil outlines with colour references [SP]; *v* [pencil] 'leaves & stalks fresh green flowers pale grey brown.' [SP]; 'Eriocaulon striatum' [unknown]; [ink] 'Endeavours River' [JB]. 370×265/280.

FINISHED DRAWING: watercolours *r* [ink] 'John Frederick Miller pinx<sup>t</sup> 1773.'; [pencil] 'Eriocaulon striatum' [unknown]. 535×360/280.

COPPER PLATE: [WT]; Bacstrom, S. Ms. : 18; Brown, R. Ms. : 2/43. 460×295/280; engraving proof *r* [pencil] 'Eriocaulon striatum' [unknown]; lithograph Britten, J. 1905 *Ill.* : pl. 317; col. engraving *BF*: pl. 336 [in preparation].

## GRAMINEAE

A8/393 LEPTASPIS BANKSII R. Brown, *Prodr.* : 211 (1810).

SPECIMEN: 2 sheets, Endeavour River (syntypes).

MANUSCRIPT: Solander, D. Pl. Nov. Holl. 4: 478–479, 483 'Pharoides graminifolia'; Britten, J. 1905 *Ill.* : 96 *pro descr.*

OUTLINE DRAWING: pencil outlines with colour references [SP]; *r* [pencil] '6 stamina' [unknown]; *v* 'The seeds lilac stript w<sup>t</sup> yellow green, the leaves deep grass green w<sup>t</sup> small dark veins stalks pale green.' [SP]; 'Pharoides graminifolia' [unknown]; [ink] 'Endeavours River' [JB]. 540×355/485.

FINISHED DRAWING: watercolours *r* [ink] 'Fred<sup>k</sup> Polydore Nodder, pinx<sup>t</sup> 1780'. 540×355/460; see Carr, D.J. [Ed.] 1983 pl. 171 p. 177.

COPPER PLATE: [GS]; Bacstrom, S. Ms. : 130; Brown, R. Ms. : 27/651. 460×300/455; engraving proof *r* [pencil] 'Pharoides graminifolia' [unknown]; 'G<sup>d</sup> Sibelius'; lithograph Britten, J. 1905 *Ill.* : pl. 318; col. engraving *BF*: pl. 337 [in preparation].

## ADDENDUM

p.64 A2/83 MANUSCRIPT: Solander, D. Pl. Nov. Holl. Systematic Index 4: 37 [index entry only] 'Hedysarum monophylla'.

## INDEX

## INDEX OF PLANT NAMES

Numbers with an A prefix refer to catalogue entries. Numbers without a prefix in the range A1 to A8 refer to the pages of the introduction. Names printed in roman type are the current ones, while those in italics are older synonyms:

- Abarema grandiflora* A2/108  
*Abroma fastuosa* A1/26  
*Abutilon albescens* A1/23  
*Acacia calyculata* A2/104  
*Acacia holosericea* A2/105  
*Acacia humifusa* A2/106  
*Acacia legnosa* A2/101  
*Acacia leiocalyx* A2/103  
*Acacia longifolia* A2/102  
*Acacia multisiliqua* A2/100  
*Acacia solandri* A2/98  
*Acacia suaveolens* A2/99  
*Acacia terminalis* A2/107  
*Acacia ulicifolia* A2/97  
*Acanthaceae* A6/277–282  
*Acanthus Hystrix* A6/279  
*Acanthus illicifolius* subsp.  
*orientalis* A6/279  
*Acoroides resinifera* A8/389  
*Acronychia laevis* A1/42  
*Actinotus helianthi* A3/162  
*Actinotus minor* A3/163  
*Adelioides decumbens* A1/5  
*Adenosma coerulea* A6/261  
*Adenostemma viscosum* A4/179  
*Aegiceras corniculatum* A5/230–  
 231  
*Aeschynomene diffusa* A2/75  
*Aeschynomene parviflora* A3/109  
*Aizoaceae* A3/156  
*Ajuga australis* A6/297  
*Ajuga caerulea* A6/297  
*Ajuga caevulia* A6/297  
*Ajuga moscata* A6/298  
*Ajuga moschata* A6/298  
*Allopterigeron filifolius* A4/187  
*Aloides polyanthes* A8/375  
*Aloides polyanthus* A8/375  
*Alooides polyanthes* A8/375  
*Alyxia salicifolia* A5/237  
*Alyxia spicata* A5/237–238  
*Alyxia subspicata* A5/238  
*Amaranthaceae* A7/302–303  
*Ammania auriculata* A3/150  
*Ammania baccifera* A3/149  
*Ammannia succulenta* A3/150  
*Amyema biniflorum* A7/332  
*Amyroides juglandifolia* A1/55  
*Anacardiaceae* A1/45, A1/56  
*Andelioides decumbens* A1/5  
*Anthericaceae* A8/377  
*Anthericum caeruleum* A8/372  
*Anthericum ensatum* A8/372  
*Anthericum fimbriatum* A8/377  
*Anthobolus triquetus* A7/335  
*Aotus ericoides* A2/60  
*Apocynaceae* A5/237–240  
*Araceae* A8/391  
*Araliastrum sambucoides* A1/50  
*Arenareoides dodecandra* A1/21  
*Arenarioides dodecandra* A1/21  
*Arethusa tetrapetala* A8/369b  
*Argemonoides riciniifolia* A1/13  
*Arum esculentum* A8/391  
*Asclepiadaceae* A5/241–244  
*Asclepiadea nummularia* A5/243  
*Asclepias crassifolia* A5/244  
*Asclepioides nummularia* A5/243  
*Asculoides parviflora* A3/109  
*Aster acclivis* A4/180  
*Aster hispidulus* A4/181  
*Astroloma pinifolium* A5/220  
*Atriplex baccata* A7/299a  
*Atriplex cinerea* A7/299b  
*Atriplex halimifolia* A7/299b  
*Atylosa reticulata* A2/93  
*Avicenna tomentosa* A6/290  
*Avicennia marina* A6/290  
*Avicennia resinifera* A6/290  
*Ayenioides fruticosa* A1/26  
  
*Baeckea imbricata* A3/124–125  
*Banksia dentata* A7/327  
*Banksia ericifolia* A7/324  
*Banksia integrifolia* A7/325  
*Banksia serrata* A7/326  
*Barbatula imbricata* A5/221  
*Barbatula patens* A5/222  
*Barringtonia calyptata* A3/145  
*Barringtoniaceae* A3/145–146  
*Bauera capitata* A3/111  
*Bauera rubioides* var.  
*microphylla* A3/110  
*Baueraceae* A3/110–111  
*Beyeria tristigma* A7/343  
*Bignonia floribunda* A6/274  
*Bignoniaceae* A6/274–275  
*Blandfordia nobilis* A8/375  
  
*Blepharocarya involucrigera*  
 A1/55  
*Blepharocaryaceae* A1/55  
*Boraginaceae* A6/251–252  
*Borago erecta* A6/252  
*Boronia alulata* A1/33  
*Boronia parviflora* A1/35  
*Boronia pinnata* A1/34  
*Borreria species* A4/178  
*Bossiaea heterophylla* A2/61  
*Brabejum pungens* A7/316  
*Bruguiera conjugata* A3/118  
*Bruguiera gymnorhiza* A3/119  
*Bryonia rubra* A3/155  
*Bryonia vittata* A3/154  
*Buchanania arborescens* A1/54  
*Buchnera linearis* A6/266b  
*Buchnera linearis* var.  
*asperata* A6/266a  
*Buchnera tenella* A6/267  
*Buchnera tetragona* A6/265  
*Buphthalmum sauveolens* A4/189  
*Burmammia juncea* A8/369c  
*Burmamiaceae* A8/369c  
*Butnerioides arborea* A1/27  
*Butnerioides arborea* A1/27  
*Byblidaceae* A3/115  
*Byblis liniflora* A3/115  
  
*Cacalia pilosiuscula* A4/197  
*Calandrinia species* A1/21  
*Calandrinia calyptata* A1/22  
*Calandrinia quadrivalvis* A1/21  
*Caliscarpa pedunculata* A6/284  
*Callicarpa pedunculata* A5/246  
*Callicarpa pedunculata* A6/284  
*Callistemon citrinus* A3/129  
*Callistemon viminalis* A3/130  
*Calogyne pilosa* A5/207b  
*Calotis lappulacea* A4/182  
*Campanula simplicicaulis*  
 A5/218  
*Campanula simplicicaulis* A5/218  
*Campanulaceae* A5/214–218  
*Canavalia rosea* A2/89  
*Canscora diffusa* A5/250  
*Canthium coprosmoides* A4/170  
*Capparidaceae* A1/7–8  
*Capparis canescens* A1/7

- Capparis lucida* 26, A1/8  
*Carallia brachiata* A3/120  
*Cartonema spicatum* A8/382  
 Cartonemataceae A8/382  
*Castanospermum australe* A2/95  
*Casuarina littoralis* A7/364  
*Casuarina stricta* A7/364  
*Casuarina suberosa* A7/365  
*Casuarina torulosa* A7/365  
 Casuarinaceae A7/364–365  
*Caturus herbacea* A7/356  
*Celtis glabella* A7/357  
*Celtis paniculata* A7/357  
*Centella asiatica* A3/157  
*Centranthera cochinchinensis*  
 A6/264  
*Centunculoides ramosa* A3/149  
*Ceripops tagal* A3/117  
*Chamaesyce atoto* A7/338  
*Chamaesyce macgillivrayi* A7/340  
*Chamaesyce mitchelliana* A7/339  
 Chenopodiaceae A7/299a–301  
*Chiocca cymosa* see A4/170  
*Chionanthus axillaris* A5/236  
 Chrysobalanaceae A3/109  
*Chrysocoma uniflora* A4/191  
*Claoxyton tenerifolium* A7/348  
*Claytonioides sarmentosa* A7/302  
*Clatonioides sarmentosa* A7/302  
*Clerodendrum floribundum*  
 A6/287  
*Clerodendrum inerme* A6/288  
*Clerodendrum medium* A6/287  
*Clitoroides carnea* A2/69  
*Cluiooides baccata* A7/344  
*Cluiooides buxifolia* A7/347  
 Cochlospermaceae A1/13  
*Cochlospermum gillivraei* A1/13  
*Coelospermum decipiens* A4/171  
 Colchicaceae A8/376  
*Colocasia esculenta* A8/391  
 Combretaceae A3/121  
*Comesperma ericinum* A1/20  
*Comesperma secundum* A1/19  
*Commelina elatior* A8/381  
 Commelinaceae A8/381  
*Commersonia bartramia* A1/27  
 Compositae A4/179–197  
*Convallaria angustifolia* A8/374  
*Convallaria barbata* A8/373  
*Convallaria erecta* A8/376  
 Convolvulaceae A6/253–259  
*Convolvuloides asclepiadea*  
 A6/257  
*Convolvulus asclepiadea* A6/257  
*Convolvulus asclepioides* A6/257  
*Convolvulus grandiflorus* A6/253  
*Convolvulus grandis* A6/253  
*Convolvulus hastatus* A6/256  
*Convolvulus hastulatus* A6/256  
*Convolvulus micranthes* A6/258  
*Convolvulus micranthus* A6/258  
*Convolvulus multiflorus* A6/254  
*Correa alba* var. *alba* A1/39  
*Correa reflexa* var. *reflexa*  
 A1/40–41  
*Cotula carpesioides* A4/185  
*Cotula rubriflora* A4/186  
*Cotuloides biaristata* A4/182  
*Crotalaria calycina* A2/63  
*Crotalaria calyculata* A2/63  
*Crotalaria verrucosa* A2/62  
*Crotalarioides fruticosa* A2/70  
*Croton corollatum* A7/342  
*Croton triglandulosum* A7/355  
*Crotonoides canescens* A7/345  
*Crotonoides polyandra* A7/343  
*Crotonoides pusilla* A7/341  
*Crucianelloides crithmifolia*  
 A7/311  
*Crucianelloides crythmifolia*  
 A7/311  
*Cryptandra amara* A1/49  
 Cucurbitaceae A3/154–155  
*Cumila fruticosa* A6/296  
*Cumila fruticosa* A6/296  
*Curatelloides cistifolia* 24, A1/2  
*Cylista reticulata* A2/93  
*Cynanchum aphyllum* A5/241  
*Cynanchum erubescens* A5/242  
*Cynanchum macrocarpon* A5/242  
*Cynanchum macrocarpum*  
 A5/242  
*Cynanchum microcarpa* A5/242  
*Cynometra bijuga* A2/96  
*Cynometra ramiflora* A2/96  
*Cytinoides cimicefera* A7/307  
*Cytinoides cimicefera* A7/307  
  
*Dampiera stricta* A5/213  
*Darwinia fascicularis* subsp.  
*fascicularis* A3/122  
 Decaisnina brittenii A7/333  
*Deeringia amaranthoides* A7/302  
*Deeringia arborescens* A7/303  
*Dendrobium canaliculatum* A8/  
 367  
*Dendrobium discolor* A8/366  
*Dendrobium rigidum* A8/368  
*Dendrocnide moroides* A7/363  
*Dendrophthoe vitellina* A7/331  
*Deplanchea tetraphylla* A6/275  
*Desmodium rhytidophyllum* A2/  
 78  
*Desmodium umbellatum* A2/79  
*Dianella caerulea* A8/372  
 Dianellaceae A8/372  
*Dianthera hispida* A6/281  
*Dianthera humifusa* A6/277  
*Dianthera juncea* A6/280  
*Diantheroides humifusa* A6/277  
*Diapensioides calyptrata* A1/49  
*Diapensioides calyptrata* A1/49  
*Diapensioides odorata* A5/227  
*Diapensioides odorata* A5/217  
*Diapensioides reflexa* A5/226  
*Diervilloides axelloides* A1/14  
*Diervilloides cymosa* A1/14  
*Diervilloides insularis* A1/14  
*Digitalis hispiduscula* A6/264  
*Dillenia alata* 17, 19, 24, 25, 28,  
 A1/1  
 Dilleniaceae A1/1–3  
*Dilleniastrum reptans* A1/3  
*Diplocyclos palmatus* A3/154  
*Dischidia nummularia* A5/243  
*Distichostemon hispidulus* A1/53  
*Dodonaea polyandra* A1/51  
*Dodonaea procumbens* A1/51  
*Dodonaea vestita* A1/52  
*Dodonaeoides pinnata* A1/52  
*Dodonaeoides pinnata* A1/52  
*Dodonaeoides villosa* A1/53  
*Dolichos giganteus* A2/87  
*Dolichos stipularis* A2/62  
*Drosera banksii* A3/114  
*Drosera binata* A3/113  
*Drosera dichotoma* A3/113  
*Drosera indica* A3/112  
*Drosera monogyna* A3/115  
*Drosera monogynia* A3/115  
*Drosera peltata* A3/114  
*Drosera peltulata* A3/114  
 Droseraceae A3/112–114  
*Duplanthera tetraphylla* A6/275  
  
*Echites viridiflora* A5/240  
*Endiandra glauca* A7/308  
 Epacridaceae A5/219–227  
*Epacris longiflora* A5/225  
*Epacris microphylla* A5/226  
*Epaltes australis* A4/185–186  
*Ephielis simplicifolia* A6/286  
*Epidendroides tetrandra* A4/174  
*Epidendrum canaliculatum*  
 A8/367  
*Epidendrum exaltatum* A8/366  
*Epidendrum rigidum* A8/368

- Eriocaulon pulcherrimum* A5/225  
*Eriocaulon tenuifolium* A5/220  
*Eriocaulon tenuisifolium* A5/220  
*Erinus asperatus* A6/266a-b  
*Erinus distans* A6/267  
*Erinus tetragonus* A6/265  
 Eriocaulaceae A8/392  
*Eriocaulon fistulosum* A8/392  
*Eriocaulon striatum* A8/392  
*Eriostemon* A1/37-38  
*Eriostemon australis* subsp. banksii A1/36  
*Eriostemon buxifolius* A1/37  
*Eriothalis arborescens* A4/168  
*Erytemia orientalis* A5/239  
*Erythrina cerallodendrum conicolor* A2/86  
*Erythrina concolor* A2/86  
*Erythrina vespertilio* 25, A2/86  
*Eucalyptus alba* A3/138  
*Eucalyptus crebra* A3/139  
*Eugenia banksii* A3/144  
*Eugenia crenata* A3/146  
*Eugenia cymosa* A3/143  
*Eugenia ramiflora* A3/145  
*Euphorbia cordifolia* A7/338  
*Euphorbia microphylla* A7/339  
*Euphorbia serrata* A7/340  
 Euphorbiaceae A7/338-356  
*Eustrephus latifolius* var. angustifolius A8/374  
*Eustrephus latifolius* var. latifolius A8/373  
*Evolvulus alsinoides* var. decumbens A6/255  
*Evolvulus decumbens* A6/255  
*Exacoides grandiflora* A5/247  
*Exacoides laricifolia* A5/249a  
*Exacoides pygmaea* A5/249b  
*Exacoides stellata* A5/248  
*Exacoides tenella* A5/245  
*Exacoedes tenella* A5/245  
*Exacoides trinervia* A5/250  
*Exacum junceum* A5/246  
*Exocarpos cupressiformis* A7/337  
*Exocarpos latifolius* A7/336  
  
*Ficus caudiciflora* A7/361a  
*Ficus lutea* A7/360  
*Ficus maculata* A7/358  
*Ficus obliqua* var. obliqua A7/359  
*Ficus opposita* var. opposita A7/361  
*Ficus platypoda* var. angustata A7/360  
  
*Ficus racemosa* var. vesca A7/361a  
*Ficus scabrosus* A7/361  
*Ficus superba* var. henneana A7/358  
*Ficus virginea* A7/359  
  
*Galactia tenuiflora* A2/88  
*Galaxa salicifolia* A5/237  
*Galaxa subspicata* A5/238  
*Galega fruticosa* A2/76  
*Galegoides glabrata* A2/72  
*Galegoides purpurea* A2/88  
*Galegoides sericea* A2/73  
*Galegoides trifolia* A2/81  
*Gauroides alulata* A1/33  
*Gauroides pinnata* A1/34  
*Gauroides purpurea* A1/35  
*Genista speciosa* A2/61  
*Genistoides calyculata* A2/63  
 Gentianaceae A5/250  
*GINOROIDES dichotoma* A3/120  
*Glecomoides fruticosa* A6/295  
*Glechomoides fruticosa* A6/295  
*Glycine paradoxa* A2/82  
*Glycine racemosa* A2/94  
*Glycine retusa* A2/84  
*Glycine rubicunda* A2/85  
*Glycine spicata* A2/89  
*Glycine tabacina* A2/81  
*Glycine tomentella* A2/82  
*Glycinoides rugosa* A2/93  
*Gmelina macrophylla* A6/286  
*Gnaphalium capitatum* A4/183  
*Gnaphalium redolens* A4/184  
*Gompholobium nitidum* A2/58  
*Goodenia ovata* A5/204  
*Goodenia paniculata* A5/206  
*Goodenia pumilio* A5/207a  
*Goodenia ramosissima* A5/213  
*Goodenia rotundifolia* A5/205  
*Goodenia stricta* A5/213  
 Goodeniaceae A5/201-211, A5/213  
*Gouanoides glaberrima* A5/229  
 Gramineae A8/393  
*Grevillea glauca* A7/320  
*Grevillea mucronulata* A7/318  
*Grevillea paralella* A7/319  
*Grevillea pteridifolia* A7/317  
*Grewia corylifolia* A1/29  
*Grewia latifolia* A1/29  
*Guaiacoides cymosa* A1/43  
*Guajacoides cymosa* A1/43  
*Guanoides glaberrima* A5/229  
  
*Guanoides glaberrima* A5/229  
*Gynura pseudochina* A4/197  
  
 Haemodoraceae A8/371  
*Haemodorum coccineum* A8/371  
*Hakea dactyloides* A7/323  
*Hakea gibbosa* A7/322  
*Hakea teretifolia* A7/321  
*Hardenbergia violacea* A2/83  
*Hedyotes decumbens* A4/165  
*Hedyotis becumbens* A4/165  
*Hedyotis decumbens* A4/165  
*Hedyotis disperma* A4/177  
*Hedyotis mitrasacmoides* A4/164  
*Hedysarum albiflorum* A2/71, A2/79  
*Hedysarum monophylla* A2/83  
*Hedysarum monophyllum* A2/83  
*Hedysarum tenellum* A2/78  
*Hedysarum umbellatum* A2/79  
*Helichrysum bracteatum* A4/192-193  
*Helichrysum collinum* A4/195  
*Helichrysum elatum* A4/194  
*Helichrysum rupicola* A4/196  
*Hemigenia purpurea* A6/295  
*Hibbertia banksii* 24, A1/2  
*Hibbertia scandens* A1/3  
*Hibiscus meraukensis*, 18, 19, 21, 22, 23, 24, 25, 28, A1/24  
*Hibiscus normanii* A1/25  
*Hibiscus scabrosus* 18, 19, 21, 23, 24, A1/24  
*Hibiscus variabilis* A1/25  
*Houstonioides filiformis* A4/164  
*Hoya australis* A5/244  
*Hybanthus enneaspermus* A1/10-11  
*Hybanthus monopetalus* A1/12  
*Hydrocotyle grandis* A3/157  
*Hygrophila salicifolia* A6/278  
*Hypserpa decumbens* A1/5  
  
 Indigofera australis A2/65  
 Indigofera colutea A2/68  
 Indigofera linifolia A2/66  
 Indigofera pratensis A2/69  
 Indigofera trifoliata A2/67  
*Involucrata candida* A3/162  
*Involucrata stellata* A3/163  
*Involucrata stittata* A3/163  
*Ipomoea species* A6/253  
*Ipomoea indica* A6/254  
*Ipomoea longiflora* A6/253  
 Iridaceae A8/370  
*Isopogon anemonefolius* A7/310

- Isopogon anethifolius* A7/309  
*Ixora queenslandica* A4/167  
*Ixora suaveolens* A4/166  
*Ixora timorensis* A4/166  
*Ixoroides littoralis* A4/169
- Jacksonia thesioides A2/59  
 Jacquemontia paniculata A6/258  
*Jambolifera alba* A1/39  
*Jambolifera revoluta* A1/40  
*Jambolifera rubicunda* A1/41  
*Jasminum integrifolium* A5/234  
*Jasminum lucidum* A5/234  
*Jasminum simplicifolium* A5/234  
*Jasminum volubile* A5/234  
 Josephinia imperatricis A6/276  
 Juncaginaceae A8/390  
*Jussiaea exaltata* A3/152  
*Justicia species* A6/281  
*Justicia hispida* A6/281  
*Justicia humifusa* A6/277  
*Justicia juncea* A6/280  
*Justicia procumbens* A6/281  
*Justicia umbratilis* A6/282
- Kada Kandel coccinea* A3/121  
*Kalmioides fasciculata* A3/122  
*Kalmioides fasciculata* A3/122  
*Kennedia rubicunda* A2/85  
*Kleinooides subulata* A4/187  
*Knoxia stricta* A4/177  
*Kramerioides loranthoides* A7/312
- Labiatae A6/291–298  
*Lagerioides ruscifolia* A5/223  
*Lambertia formosa* A7/316  
*Lamprolobium fruticosum* A2/70  
*Langerioides ruscifolia* A5/223  
*Langerioides arborescens* A5/224  
*Langerioides ruscifolia* A5/223  
 Lauraceae A7/308  
*Laurus glauca* A7/308  
*Lavenia glutinosa* A4/179  
*Lechaoides monogyna* A3/148a  
*Lechenaultia filiformis* A5/201  
*Lecheoides monogyna* A3/148a  
*Lechiooides monogyna* A3/148a  
*Leea indica* A1/50  
 Leaceae A1/50  
 Leguminosae A2/57–108  
 Lentibulariaceae A6/268a–273b  
*Lepistemon urceolatus* A6/257  
*Leptaspis banksii* A8/393  
*Leptospermum attenuatum*  
 A3/128  
*Leptospermum fabricia* A3/126
- Leptospermum squarrosum*  
 A3/127  
*Leucadendroides corniculata*  
 A7/321  
*Leucadendroides crocea* A7/317  
*Leucadendroides glauca* A7/320,  
 A7/323  
*Leucadendroides juncea* A7/319  
*Leucadendroides mitis* A7/318  
*Leucadendroides pyrifer* A7/315  
*Leucadendroides salicifolia* A7/320,  
 A7/323  
*Leucadendroides spinosissima*  
 A7/322  
*Leucadendron apiifolium* A7/310  
*Leucadendron dentatum* A7/327  
*Leucadendron serraria* A7/309  
*Leucadendron serratum* A7/326  
*Leucadendrum apiifolium* A7/310  
*Leucadendrum dentatum* A7/327  
*Leucadendrum ericaefolium* A7/324  
*Leucadendrum integrifolium*  
 A7/325  
*Leucadendrum serratifolium*  
 A7/326  
*Leucopogon ericoides* A5/222  
*Leucopogon leptospermoides*  
 A5/224  
*Leucopogon ruscifolius* A5/223  
*Leucopogon virgatus* A5/221  
*Ligustrum arboreum* A5/235–236  
*Limonium australe* A5/228  
*Lindernia crustacea* A6/262  
*Lindernia subulata* A6/263  
*Lisianthoides viridiflora* A5/219  
*Lisianthus viridiflora* A5/219  
*Lobelia albiflora* A5/217  
*Lobelia azurea* A5/214  
*Lobelia barbata* A5/211  
*Lobelia barbatula* A5/209  
*Lobelia caerulea* A5/216  
*Lobelia dentata* A5/214  
*Lobelia dilatata* A5/215  
*Lobelia filiformis* A5/201  
*Lobelia gracilis* A5/215  
*Lobelia humilis* A5/207a  
*Lobelia lutea* A5/206  
*Lobelia membranacea* A5/216  
*Lobelia plumieri* A5/208  
*Lobelia pumilis* A5/207b  
*Lobelia rigida* A5/204  
*Lobelia rotundifolia* A5/205  
*Lobelia scabrosa* A5/213  
*Lobelia suaveolens* A5/210  
*Lobeliastrum amoenum* A5/212  
*Lobeliastrum latifolium* A5/200a
- Lobeliastrum pedunculatum*  
 A5/200c  
*Lobeliastrum tenellum* A5/200b–  
 b+  
*Lobeliastrum tetrapetalum* A5/198  
*Lobelinum alsinoides* A5/199  
*Lobelioides ambigua* A5/203  
*Lobelioides supera* A5/202  
 Loganiaceae A5/245–249b  
*Lomandra banksii* A8/383–384  
*Lomandra laxa* A8/388  
*Lomandra longifolia* subsp.  
 longifolia A8/385  
*Lomandra multiflora* A8/386–  
 387  
 Lomandraceae A8/383–388  
*Lomatia diffusa* A6/285  
 Lorantheaceae A7/331–333  
*Loranthoides angustifolia* A7/313  
*Loranthoides angustifolius* A7/314  
*Loranthoides latifolia* A7/313  
*Loranthoides latifolius* A7/313  
*Loranthoides angustifolia* A7/317  
*Loranthoides latifolia* A7/313  
*Loranthus pentandrus* A7/331  
*Loranthus squarrosus* A7/332  
*Loranthus vittatus* A7/333  
*Lotus australis* A2/64  
*Lotus canescens* A2/64  
*Lotus canescens* A2/74a  
*Lotus divaricatus* A2/68  
*Lotus spicatus* A2/65  
*Lotus tetragonolobus* A2/67  
*Ludwigia octovalvis* A3/152  
*Lumnitzera littorea* A3/121  
*Lycioides cymosa* A4/173  
*Lycium biflorum* A4/170  
 Lythraceae A3/148a–151  
*Lythroides succulenta* A3/151
- Macaranga involucrata var.  
 mallotoides A7/353  
 Macaranga tanarius A7/354  
 Mallotus claoxyloides var.  
 ficifolius A7/350  
 Mallotus philippensis A7/351  
 Mallotus polyadenos A7/352  
 Malvaceae A1/23–25  
 Manilkara kauki A5/233  
*Melaleuca angustifolia* A3/132  
*Melaleuca armillaris* A3/136  
*Melaleuca nodosa* A3/137  
*Melaleuca quinquenervia* A3/133  
*Melaleuca suaveolens* A3/140  
*Melaleuca thymiflora* A3/131  
*Melaleuca viridiflora* A3/134–135



- Melastoma denticulatum* A3/147  
*Melastoma malabathrica* A3/147  
 Melastomataceae A3/147  
 Meliaceae A1/45-46  
*Melioides quinquecapsularis* A1/38  
 Menispermaceae A1/4-5  
*Mentzelioides floribunda* A3/142  
*Metrosideros armillaris* A3/136  
*Metrosideros citrinus* A3/129  
*Metrosideros humile* A3/144  
*Metrosideros nodosa* A3/137  
*Metrosideros obliqua* A3/139  
*Metrosideros populifolia* A3/138  
*Metrosideros salicifolia* A3/139  
*Metrosideros sanguinea* A3/134  
*Metrosideros terebinthina* A3/133  
*Metrosideros terebinthinum* A3/133  
*Metrosideros viminalis* A3/130  
*Metrosideros viridiflora* A3/135  
 Micromelum minutum A1/34  
*Mimosa albiflora* A2/104  
*Mimosa anceps* A2/101  
*Mimosa axillaris* A2/103  
*Mimosa cinerea* A2/106  
*Mimosa ericaefolia* A2/97  
*Mimosa grandiflora* A2/108  
*Mimosa humilis* A2/100  
*Mimosa pinnata* A2/107  
*Mimosa salicifolia* A2/98  
*Mimosa sericea* A2/105  
*Mimosa spicata* A2/102-103  
*Mimosa suaveolens* A2/99  
 Mimulus uvedaliae A6/260  
*Mimusops Cauki* A5/233  
*Mimusops Kauki* A5/233  
 Mitrasacme ambigua A5/246  
 Mitrasacme connata A5/247  
 Mitrasacme larcifolia A5/249a  
 Mitrasacme polymorpha A5/245  
 Mitrasacme pygmaea A5/249b  
 Mitrasacme stellata A5/248  
*Morinda arida* A4/171  
*Morus incendiarius* A7/363  
*Mucuna gigantea* A2/87  
 Muehlenbeckia rhyticarya  
     A7/305  
 Myoporaceae A6/283  
 Myoporum acuminatum A6/283  
*Myoporum caecum* A6/283  
*Myristica cimicifera* A7/307  
*Myristica cimicifera* A7/307  
*Myristica insipida* A7/307  
 Myristicaceae A7/307  
 Myrmecodia beccarii 27, 28,  
     A4/174  
 Myrsinaceae A5/229-231  
 Myrtaceae A3/122-144  
 Myrtella obtusa A3/142  
*Mysoides juglandifolia* A1/55  
  
*Nectandra pentapetala* A3/131  
 Nelsonia rotundifolia A6/277  
 Neoeropera banksii A7/347  
*Nymphaea parvifolia* A1/6  
*Nymphaea violacea* A1/6  
 Nymphaeaceae A1/6  
  
*Octandra limodoroides* A1/20  
*Octandra secunda* A1/19  
*Octanthera limodoroides* A1/20  
*Octanthera secunda* A1/19  
*Ocymum densum* A6/293  
*Ocymum foetidum* A6/294  
*Ocymum inodorum* A6/292  
*Ocymum scutellarioides* A6/291  
 Oldenlandia biflora A4/165  
*Olea paniculata* A5/235  
 Oleaceae A5/234-236  
*Olearia arguta* A4/180  
*Omalanthus novo-guineensis*  
     A7/355  
 Onagraceae A3/152  
*Opercularia aspera* A4/175  
*Ophryroides paradoxa* A8/369a  
 Orchidaceae A8/366-369b  
*Ormocarpum cochinchinensis*  
     A2/76  
*Ornithopodioides pilosa* A2/77  
*Ortegioides decussata* A3/148b  
*Oxylobium cordifolium* A2/57  
  
*Pandorea pandorana* A6/274  
*Parinari nonda* A3/109  
*Parsonia velutina* A5/240  
*Passiflora aurantia* A3/153  
*Passiflora coccinea* A3/153  
 Passifloraceae A3/153  
*Patersonia sericea* A8/370  
*Pavetta triflora* A4/167  
 Pedaliaceae A6/276  
*Pedalioides tribulus* A6/276  
*Pemphis acidula* A3/151  
*Persicaria attenuata* A7/304  
*Persoonia falcata* A7/312  
*Persoonia lanceolata* A7/314  
*Persoonia levis* A7/313  
*Petalostigma banksii* A7/344  
*Petrocarya* A3/109  
*Phacellothrix cladochaeta* A4/191  
*Pharoides graminifolia* A8/393  
*Pharnaceoides arborea* A7/303  
*Pharnacioides arborea* A7/303  
*Pharnacioides arborescens* A7/303  
*Phaseolus grandiflorus* A2/91  
*Phaseolus luteus* A2/90  
*Phaseolus triquetus* A2/92  
*Philadelphoides myrtifolia*  
     A3/126  
*Philadelphoides tenellus* A3/125  
*Philadelphus imbricatus* A3/124  
*Philadelphus sericeus* A3/128  
*Philadelphus squarrosus* A3/127  
*Philadelphus tenellus* A3/125  
 Philesiaceae A8/373-374  
*Phillyrea arborea* A5/326  
*Philothea salsolifolia* A1/38  
 Phylidraceae A8/378  
*Philydrum lanuginosum* A8/378  
 Phormiaceae A8/375  
*Phyllanthus dallachyanus* A7/346  
*Phyllanthus hebecarpus* A7/345  
*Phyllanthus ovalifolia* A7/346  
*Phyllirea arborea* A5/236  
*Pimalea herbacea* A7/328-329  
*Pimalea involuocrata* A7/330  
*Pimelea cornucopiae* A7/328-329  
*Pimelea linifolia* A7/330  
*Piper Bette* A7/306  
*Piper mestonii* A7/306  
*Piper viridissimum* A7/306  
 Piperaceae A7/306  
*Pipturus argenteus* A7/362  
 Pittosporaceae A1/14  
*Pittosporum ferrugineum* A1/14  
*Planchonella obovata* A5/232  
*Planchonia careya* A3/146  
 Platysace ericoides A3/159  
*Platysace lanceolata* A3/160  
*Plectranthus apreptus* A6/292  
*Plectranthus foetidus* A6/294  
*Plectranthus graveolens* A6/293  
*Plectranthus parviflorus* A6/291  
*Pleiogynium timoriense* A1/56  
 Plumbaginaceae A5/228  
*Pollia macrophylla* A8/381  
*Polygala divaricata* A1/18  
*Polygala juncea* A1/16  
*Polygala linariifolia* A1/18  
*Polygala longifolia* A1/16  
*Polygala monandra* A1/15  
*Polygala rhinanthoides* A1/17  
 Polygalaceae A1/15-20  
*Polygaloides monandra* A1/15  
 Polygonaceae A7/304-305  
*Polygonum albiflorum* A7/304  
*Polygonum volubile* A7/305  
*Pomax umbellata* A4/176  
*Poranthera microphylla* A7/341

- Portulaca bicolor* A1/20a  
*Portulaca serpyllifolia* A1/20a  
 Portulacaceae A1/20a–22  
*Portulaca serpyllifolia* A1/20a  
*Prasophyllum striatum* A8/369a  
*Pratia purpurascens* A5/217  
*Premna diffusa* A6/285  
*Premna integrifolia* A6/285  
 Proteaceae A7/309–327  
*Pseuderanthemum variabile* A6/282  
*Psidium ferum* A3/141  
*Psoralaeoides spicata* A2/80  
*Psoralioides spicata* A2/30  
*Psychotria loniceroides* A4/173  
*Psychotria margaritacea* A4/172  
*Psychotria nesophila* A4/172  
*Psychotria margaritacea* A4/172  
*Psychotria* sp. A4/172  
*Pterocaulon serrulatum* A4/184  
*Pterocaulon sphacelatum* A4/183  
*Pterostylis revoluta* A8/369b  
*Pygmaea laricifolia* A5/249a  
*Pygmaeum album* A5/200b–b+
- Rapanea urceolata* A5/229  
*Rhagodia candolleana* A7/299a  
 Rhamnaceae A1/49  
*Rhamnoides microphyla* A3/123  
*Rhamnoides microphylla* A3/123  
*Rhamnoides microphyllus* A3/123  
*Rhamnoides obtusifolia* A5/232  
*Rhizophora angularis* A3/118  
*Rhizophora capitata* A3/117  
*Rhizophora corniculata* A5/231  
*Rhizophora gymnorhiza* A3/119  
*Rhizophora mangle* A3/116  
*Rhizophora mucronata* A3/116  
*Rhizophora umbellata* A5/230  
 Rhizophoraceae A3/116–120  
*Rhodomyrtus macrocarpa* A3/141  
*Rhynchosia acuminatissima* A2/94  
*Ricinocarpus pinifolius* A7/342  
*Ricinus Tanarius* A7/354  
*Rotala densiflora* A3/148a  
*Rotala mexicana* A3/148b  
 Rubiaceae A4/164–178  
*Rubioides angustifolia* A4/175  
*Ruellia angustifolia* A6/278  
 Rutaceae A1/32–43  
*Ruthoides tetrandra* A1/32  
*Rutoides citrina* A1/36  
*Rutoides emarginata* A1/42  
*Rutoides tetrandra* A1/32  
*Rutoides verruculosa* A1/37
- Salomonias oblongifolia* A1/15  
*Salsola erecta* A7/300  
*Salsola kali* A7/301  
*Salsola spinosa* A7/301  
*Samoloides trigyna* A1/48  
*Saniculoides hirta* A3/161  
*Saniculoides umbellata* A3/158  
*Saniculoides uniumbellata* A3/158  
 Santalaceae A7/334–337  
*Santalum glaucum* A7/334  
*Santalum lanceolatum* A7/334  
 Sapindaceae A1/51–53  
 Sapotaceae A5/232–233  
*Sarcostemma australe* A5/241  
*Sarothroides stellata* A1/47  
*Sarotroides stellata* A1/47  
*Sarothroides stellulata* A1/47  
*Scaevola calendulacea* A5/210–211  
*Scaevola ramosissima* A5/209  
*Scaevola sericea* A5/208  
*Schelhammera multiflora* A8/376  
*Schyphiphora hydrophyllacea* A4/169  
*Scoparioides trinervia* A5/250  
 Scrophulariaceae A6/260–267  
*Sebastiania chamaelea* A7/356  
*Sedooides tetrandra* A1/22  
*Sesbania cannabina* A2/75  
*Sesuvium corniculatum* A3/156  
*Sesuvium portulacastrum* A3/156  
*Sida multcapsularis* A1/23  
*Silphium angustifolium* A4/188  
*Sisyrinchium tripetalum* A8/370  
*Sisyrinchoides graminea* A8/369c  
*Smithia* A2/77  
*Smithia conferta* A2/77  
*Solanum cymosum* A6/256  
*Solanum viride* A6/259  
*Sophora caudiciflora* A2/95  
*Sophoroides cinerascens* A2/60  
*Sophoroides macrophylla* A2/58  
*sophoroides microphylla* A2/58  
*Sophoroides rubriflora* A2/57  
*Sophoroides triquetra* A2/59  
*Spermacoe marginata* A4/178  
*Spermacoe nodosa* A4/178  
*Spilanthes grandiflora* A4/190  
*Spondias acida* A1/56  
*Spondioides alternifolia* A1/54  
*Stackhousia monogyna* A1/48  
*Stackhousia viminea* A1/47  
 Stackhousiaceae A1/47–48  
*Statice exaltata* A5/228  
 Sterculiaceae A1/26–27  
*Struthioloides glauca* A7/334
- Stylidiaceae A5/198–200c, A5/212  
*Stylidium* species A5/200b+  
*Stylidium alsinoides* A5/199  
*Stylidium fissilobum* A5/212  
*Stylidium graminifolium* A5/198  
*Stylidium pedunculatum* A5/200c  
*Stylidium rotundifolium* A5/200a  
*Stylidium uliginosum* A5/200b  
*Styphelia viridis* A5/219  
*Suaeda arbusculoides* A7/300  
*Suriana maritima* A1/44  
 Surianaceae A1/44  
*Symphionema paludosum* A7/311  
*Synoum glandulosum* A1/45  
*Syzygium suborbiculare* A3/143
- Tabernaemontana citrifolia* A5/239  
*Tamoides corollulata* A1/4  
*Taxoides angustifolia* A7/335  
*Taxoides latifolia* A7/336  
*Taxoides pendula* A7/337  
*Tephrosia astragaloides* A2/71  
*Tephrosia brachyodon* A7/74a  
*Tephrosia filipes* var. *latifolia* A2/73  
*Tephrosia leptoclada* A2/74  
*Tephrosia reticulata* A2/72  
*Teucrium argutum* A6/298  
*Theobroma augusta* A1/26  
*Thryptomene oligandra* A3/123  
 Thymelaeaceae A7/328–330  
*Thysanotus banksii* A8/377  
 Tiliaceae A1/28–29  
*Tillandsioides acaulis* A8/384  
*Tillandsioides graminea* A8/385  
*Tillandsioides palmjuncus* A8/383  
*Timonius timon* A4/168  
*Tinospora smilacina* A1/4  
*Tournefortia sarmentosa* A6/251  
*Tournefortia scandens* A6/251  
*Trachymene procumbens* A3/158  
*Tradescantia hispidiuscula* A8/362  
*Tragia chamolea* A7/356  
*Tragia novae-hollandiae* A7/349  
*Tragioides pruriens* A7/349  
*Trevia alternifolia* A7/348  
*Trevia glabrata* A7/352  
*Trevia oppositifolia* A7/350  
*Trevioides biglandulosa* A7/351  
*Trevioides quadriglandulosa* A7/353  
*Trevia oppositifolia* A7/350  
*Tribulus australis* A1/31  
*Tribulus cistoides* A1/31  
*Tribulus minor* A1/30

- Tribulus solandri* A1/30  
*Trichilia laurifolia* A1/46  
*Trichilia octandra* A1/45  
*Trichodesma zeylanicum* A6/252  
*Trifolium unifolium* A2/66  
*Triglochin coloratum* A8/388  
*Triglochin corollatum* A8/388  
*Triglochin dioicum* A8/386  
*Triglochin paniculatum* A8/387  
*Triglochin panniculatum* A8/387  
*Triglochin procera* A8/390  
*Tristania suaveolens* A3/140  
*Triumfetta repens* A1/28  
*Triumfetta subpalmata* A1/28
- Ulmaceae A7/357-361a  
*Umbellata ericaefolia* A3/159  
*Umbellata latifolia* A3/160  
*Umbelliferae* A3/157-163  
*Uraria lagopoides* A2/80  
*Urtica argentea* A7/362  
 Urticaceae A7/362-363  
*Utricularia albiflora* A6/268b  
*Utricularia aurea* A6/269a  
*Utricularia biloba* A6/272a  
*Utricularia caerulea* A6/268c,  
 A6/273a-b  
*Utricularia chrysantha* A6/269a-  
 b, A6/270  
*Utricularia filiformis* A6/272a  
*Utricularia flava* A6/269b  
*Utricularia graminifolia*  
 A6/271a-b  
*Utricularia juncea* A6/273b  
*Utricularia limosa* 20, 24,  
 A6/272b  
*Utricularia lutea* A6/270
- Utricularia minutissima* A6/268a  
*Utricularia pallida viminea*  
 A6/273a  
*Utricularia pygmaea* A6/268a  
*Utricularia uliginosa* A6/271a-b  
*Utricularia viminea* A6/273a  
*Utricularia violacea* A6/268c
- Vandasia retusa* A2/84  
*Vandelliastrum caeruleum* A6/260  
*Vandelloides albiflora* A6/263  
*Vandelloides caerulea* A6/262  
*Vandelloides odorata* A6/261  
*Velleia paradoxa* A5/202  
*Velleia pubescens* A5/203  
*Veratroides hexagyna* A8/390  
*Veratroides hexagynia* A8/390  
 Verbenaceae A6/284-290  
*Verbesina multiradiata* A4/190  
*Verticillata albiflora* A3/110  
*Verticillata rubriflora* A3/111  
*Vicioides rubella* A2/74  
*Vigna lanceolata* A2/92  
*Vigna radiata* A2/90  
*Vigna vexillata* A2/91  
*Viola enneasperma* A1/10  
*Viola grandiflora* A1/9a  
*Viola hederacea* A1/9a-b  
*Viola humilis* A1/9b  
*Viola monopetala* A1/12  
*Viola paradoxa* A1/11  
 Violaceae A1/9a-12  
*Vitex rotundifolia* A6/289a  
*Vitex simplicifolius* A6/289a  
*Vitex trifolia* A6/289  
*Vittadinia macrorrhiza* A4/181  
*Volkameria inermis* A6/288
- Volkameria insectorum* A6/287  
*Volkameria latifolia* A6/287  
*Volkameria media* A6/287
- Wachendastrum corymbosum*  
 A8/371  
*Wahlenbergia communis* A5/218  
*Wedelia biflora* A4/189  
*Wedelia spilanthoides* A4/188  
*Westringia fruticosa* A6/296  
*Westringia rosmarinifolia* A6/296  
*Woollisia pungens* A5/227
- Xanthorrhoea resinosa* subsp.  
*resinosa* A8/389  
 Xanthorrhoeaceae A8/389  
*Xanthosia pilosa* A3/161  
*Xenostegia tridentata* A6/256  
*Xeranthemoides candida* A4/194  
*Xeranthemoides croceam* A4/195  
*Xeranthemoides fulgida* A4/193  
*Xeranthemoides fulgidum* A4/193  
*Xeranthemoides lutescens* A4/196  
*Xeranthea aureum* A4/192  
*Xeranthemum aureum* A4/192  
*Xylocarpus granatum* A1/46  
*Xylomelum pyriforme* A7/315  
 Xyridaceae A8/379-380  
*Xyris paludosa* A8/379  
*Xyris pauciflora* A8/380  
*Xyris pusilla* A8/380
- Zehneria cunninghamii* A3/155  
*Zieria* A1/32  
*Zieria pilosa* A1/32  
 Zygodactylaceae A1/30-31

## INDEX OF PLACE NAMES

Numbers with an A prefix refer to catalogue entries. Numbers without a prefix in the range A1 to A8 refer to the pages of the introduction.

- Australia 5, 7, 8, 9, 17
- Batavia *see* Java
- Bay of Inlets 17, A1/7, A1/23, A/31, A1/42-43, A1/56, A2/63, A2/65-66, A2/69, A2/81, A2/86, A2/89, A2/98 A2/100, A3/117, A3/119, A3/133, A3/135, A3/139, A3/153, A3/155-156, A4/167, A4/171, A4/173, A4/183-184, A4/189, A4/192, A4/194, A5/203, A5/228, A5/234-235, A5/241, A5/249b, A6/252, A6/255, A6/258, A6/266a, A6/274, A6/280, A6/287-289, A6/290, A7/300-302, A7/331, A7/336, A7/338, A7/345, A7/360-361, A7/365, A8/366, A8/386
- Booby Island 17, A1/8, A2/75, A7/358-359
- Botanist Bay *see* Botany Bay
- Botany Bay 17, A1/3, A1/9a-b, A1/12, A1/15, A1/20, A1/22, A1/32, A1/34-35, A1/37-40, A1/45, A1/47, A1/49, A2/60-61, A2/78, A2/81, A2/83, A2/85, A2/97, A2/99, A2/101-103, A2/107, A3/110-111, A3/113, A3/122, A3/124-125, A3/127-129, A3/131, A3/136-137, A3/159-163, A4/175-176, A4/182, A4/188-190, A5/198, A5/204, A5/206, A5/209, A5/211, A5/213-215, A5/217, A5/219-222, A5/225-227, A5/231, A5/245, A6/272a, A6/274, A6/291, A6/295-296, A7/299a-b, A7/309-311, A7/313-316, A7/318, A7/321-326, A7/330, A7/337, A7/341-342, A7/364, A8/369a-b, A8/370, A8/373, A8/375, A8/385, A8/390
- Brazil 7, 8, 9
- Bustard Bay 17, A1/13, A1/14, A1/22-23, A1/29, A1/48, A1/56, A2/64, A2/67, A2/71, A2/74a, A2/81, A2/89, A2/91, A2/101-103, A3/117-119, A3/133, A3/147, A3/155-156, A4/175, A4/188, A4/192-193, A4/195-197, A5/202, A5/205, A5/210, A5/216, A5/228, A5/241, A5/249b, A6/255-256, A6/266a, A6/282-283, A6/290, A6/293, A6/297, A7/300, A7/328, A7/338-339, A7/360, A8/366, A8/370, A8/372, A8/388
- Cape Fear (Islands) 17, A1/14, A3/145, A6/276, A7/319
- Cape Flattery 17
- Cape Grafton 17, 21, A1/24-25, A1/51, A2/79, A2/91, A3/112, A3/142, A3/146, A4/178, A4/189, A4/196, A5/237, A5/241, A5/244, A5/249b, A6/255, A6/259, A6/268a, A6/271b, A6/285-287, A6/292, A7/306, A7/328, A7/361, A8/366
- Cape of Good Hope 5, 8, 9
- Eagle Island 17
- Endeavour River 17, 18, 19, A1/1-2, A1/4-6, A1/10-11, A1/13, A1/15-20a, A1/21, A1/23-28, A1/30, A1/33, A1/36, A1/43, A1/46, A1/50, A1/52, A1/53-56, A2/58-59, A2/62-63, A2/66, A2/68-70, A2/72-74, A2/76-77, A2/80, A2/82, A2/84, A2/86-96, A2/100-101, A2/104-106, A2/108, A3/109, A3/112, A3/114-115, A3/116, A3/120-121, A3/123-124, A3/126, A3/130, A3/132, A3/134-135, A3/140-142, A3/144, A3/147-150, A3/152-158, A4/164-166, A4/168-172, A4/174, A4/179-181, A4/185-187, A4/189-191, A4/193, A4/195, A5/199-200b+, A5/200c-201, A5/207a-b, A5/212, A5/218, A5/223-224, A5/229-230, A5/232, A5/236-249a, A5/250, A6/251, A6/253-257, A6/259-260, A6/262-265, A6/266b-267, A6/269b-271a, A6/272a-273b, A6/275, A6/277-279, A6/281-282, A6/284, A6/287, A6/289a-290, A6/292-294, A6/298, A7/301, A7/303-308, A7/312, A7/313-314, A7/317, A7/319-320, A7/325, A7/327-328, A7/332-335, A7/338-339, A7/343-344, A7/346-357, A7/359-360, A7/361a-363, A8/366-368, A8/369c, A8/371-372, A8/376-384, A8/386-387, A8/389, A8/391-393
- Great Palm Island *see* Palm Island
- Java 5, 7, 9
- Kurnell *see* Botany Bay
- Lizard Island 17, A1/44, A1/55, A3/143, A3/145, A5/233, A6/276
- Lookout Point *see* Point Lookout
- Madeira 5, 7, 8, 9
- Mission Bay 17
- Mount Banks 5
- New Holland A3/135, A3/149, A3/162
- New South Wales 17, A1/51, A3/112, A3/116, A4/178, A7/340
- New Zealand 5, 7, 8, 9
- Palm Island 17, 18, A1/14, A1/24, A1/31, A2/71, A2/74a, A2/79, A2/89, A2/98, A3/156, A4/177, A5/208, A5/241, A6/258, A6/283, A6/287, A6/298
- Point Lookout 17, 19, A1/1-2, A1/44, A2/58, A2/89, A3/112, A3/123-124, A3/132, A3/150-151, A4/171, A4/189, A5/239, A5/241, A6/

- 261, A6/265, A6/268b, A6/  
290, A7/317, A7/319, A8/  
371  
Port Fear A1/5  
Possession Island 17, A3/132,  
A4/171, A7/319  
Quail Island 17  
Queensland 17  
Rio de Janeiro 5  
Rocky Point 17  
Saint Helena 5, 8, 9  
Savu (Island) A7/301  
Society Islands 5, 7, 9, A4/170  
South Africa *see* Cape of Good  
Hope  
Sydney *see* Botany Bay  
Tahiti 8  
Thirsty Sound 17, A1/7, A1/29,  
A1/31, A1/42-43, A1/56, A2/  
64-67, A3/138-139, A3/153,  
A3/156, A4/167, A4/173, A4/  
183-184, A4/194, A5/203,  
A5/233-235, A6/252, A6/  
274, A6/280, A6/282, A6/  
288-289, A7/302, A7/331,  
A7/337, A7/340, A7/345, A7/  
361, A7/365, A8/386  
Tierra del Fuego 5, 7, 8, 9  
Torres Straits A1/8

## INDEX OF THE NAMES OF ARTISTS AND ENGRAVERS

As Sydney Parkinson was concerned in virtually every entry in the catalogue, the entry numbers have not been listed in the index under his name. Numbers without a prefix in the range A1 to A8 refer to the pages of the introduction. Numbers with an A prefix refer to catalogue entries. Lower case n refers to footnotes.

- Bannerman, [B] 10, 28  
 Bauer, Franz 13  
 Blyth, Robert [RB] 10, 28, A1/16, A2/61, A2/64, A2/66, A2/74a-75, A2/77, A2/81-82, A2/91-92, A3/118, A3/138-139, A3/144, A3/146, A6/265, A6/283, A6/292, A6/295, A7/308  
 Buchan, Alexander 5, 6n, 7  
 Burdett, Peter Perez 11, 11n  
 Burgis, Thomas 9  
 Chesham, Francis [FC] 10, 28, A5/241  
 Cleveley, John 9, 11, A1/14, A1/35, A1/41, A1/48, A1/55, A3/109, A3/111-113, A3/158, A4/173, A5/223-224, A7/304, A7/333, A8/372, A8/377, A8/386, A8/388  
 Drazowa, van [D] 10, 12, 28, A3/149, A4/172, A4/175, A5/237, A6/252  
 Goldar, Jabez [JG] 10, 28, A1/27, A3/123, A3/160, A4/173, A5/223, A5/227, A5/242, A8/372, A8/387-388, A8/390  
 Kaltenhofer, 10  
 Kilburn, William 10  
 Lee, John [JL] 10, 28, A4/167, A6/254, A7/306  
 MacKenzie, Daniel [DM] 10, 11, 12, 13, 26, 28, A1/2-3, A1/8-12, A1/18, A1/25, A1/45, A1/47, A1/52, A1/54, A2/58-60, A2/62-63, A2/73-74, A2/83-85, A2/88, A2/90, A2/93-94, A2/97, A2/100, A2/103, A3/117, A3/121, A3/127, A3/137, A3/140-142, A3/144-145, A3/153, A3/156-157, A3/161, A3/163, A4/165, A4/180, A4/182-183, A4/186, A4/188-192, A4/196-197, A5/198-200b, A5/200c-203, A5/205, A5/207b, A5/212, A5/214, A5/216, A5/222, A5/224, A5/226, A5/233, A5/245, A5/247, A6/256, A6/258, A6/261, A6/263-264, A6/268a-275, A7/303, A7/307, A7/316, A7/320-322, A7/324, A7/327, A7/330, A7/333, A7/337-339, A7/341, A7/347, A7/349-350, A7/355, A7/357, A7/363, A8/367, A8/369a, A8/369c, A8/374, A8/377, A8/382, A8/386  
 Michell, Jean-Baptiste [M] 10, 28, A5/235  
 Miller, James 9, 11, A1/27, A1/33, A1/34, A1/39, A1/49, A1/52, A3/114, A3/148a, A3/157, A3/160, A4/166-168, A4/171-172, A4/175-176, A5/218-219, A5/222, A5/225-226, A5/228, A5/232, A5/234-235, A5/238, A5/240, A5/244-245, A5/248, A6/255-258, A7/301, A7/309, A7/313-314, A7/319, A7/323, A7/327-328, A7/330, A7/332, A7/334, A8/373-375, A8/379-380, A8/382, A8/389  
 Miller, John Frederick, 9, 11, 13, A1/15, A1/32, A1/40, A1/50-51, A1/53, A3/110, A3/115, A3/123, A3/148b-149, A3/159, A3/161-163, A4/170, A4/174, A4/177, A5/220-221, A5/227, A5/233, A5/236-237, A5/239, A5/242-243, A5/249a-b, A6/251-254, A6/259, A6/268a-273b, A6/277, A6/280-282, A7/300, A7/303, A7/305-306, A7/311-312, A7/315-317, A7/320, A7/324, A7/326, A7/329, A7/331, A8/371, A8/376, A8/378, A8/381, A8/387, A8/390, A8/392  
 Miller, John Sebastian 10  
 Morgan, Robert [RM] 16, 27, 28, A1/30, A1/56, A4/174  
 Morris, Thomas [TM] 10, 28  
 Nodder, Frederick Polydore [FPN] 10, 11, 12, 17, 22, 28, A1/1-5, A1/8-13, A1/16-21, A1/23-25, A1/28, A1/36-38, A1/42-43, A1/45-46, A1/54, A2/57-64, A2/66-70, A2/72-77, A2/79-95, A2/97, A2/99-108, A3/116, A3/118-120, A3/122, A3/124-146, A3/151, A3/153, A3/156, A4/180-184, A4/186-194, A4/196-197, A5/198-200b, A5/200c-207b, A5/210-212, A5/214-217, A6/260-265, A6/274-276, A6/278, A6/283, A6/287, A6/292, A6/295, A6/297, A7/299a, A7/307-308, A7/335-353, A7/357-361a, A7/363, A8/366-369b, A8/383-385, A8/393  
 Parkinson, Sydney 5, 6, 7, 9-10, 17, 21, 24, 28 *and see* note at the beginning of this index  
 Redouté, Pierre-Joseph 16  
 Roberts, John [JR] 10, 28  
 Sandby, Paul 11  
 Sansom, Francis 10  
 Scratchley, Thomas [TS] 10, 28, A6/280-281, A7/324, A7/329, A8/371  
 Sibelius, Gerald [GS] 10, 11, 25, 28, A1/1, A1/4-5, A1/13, A1/17, A1/19-21, A1/24, A1/28, A1/36-38, A1/42-43, A1/46, A1/48, A1/50, A1/55, A2/57, A2/67-70, A2/72, A2/76, A2/86-87, A2/89, A2/95-96, A2/101-102, A2/108, A3/109-111, A3/113, A3/

115, A3/120, A3/122, A3/  
124-126, A3/128-133, A3/  
135, A3/143, A3/158-159,  
A4/168, A4/178, A4/181, A4/  
184, A4/193-194, A5/204,  
A5/206-207a, A5/210-211,  
A5/217, A5/236, A5/240, A5/  
244, A5/260, A6/276, A6/  
278, A6/286-287, A6/297,  
A7/299a, A7/304, A7/311,  
A7/317, A7/335-336, A7/  
340, A7/343-346, A7/348,  
A7/351-353, A8/366, A8/  
368, A8/369b, A8/376, A8/  
393

Smith, Gabriel 10, 11, 28, A1/  
15, A1/23, A1/34-35, A1/39,  
A1/41, A1/53, A3/136, A3/  
151, A3/162, A4/164, A4/  
176-177, A5/219-221, A5/  
229, A5/232, A5/238, A5/  
243, A5/246, A5/248-250,  
A5/253, A6/277, A6/282, A6/  
296, A7/300-301, A7/312,  
A7/314-315, A7/323, A7/  
326, A7/331-332, A7/334,  
A8/378, A8/389  
Smith, William [WS] 10, 28,  
A7/309, A7/318  
Sowerby, James 10

Spöring, Herman Diedrich 5, 6,  
7, 8  
Teyler, Johannes 16  
Tringham, William [WT] 10,  
28, A3/148a-b, A3/150, A4/  
166, A5/218, A6/257, A6/  
284, A7/310, A7/319, A8/392  
Walker, Edward [EW] 10, 28,  
A1/33, A7/305, A8/375  
White, Charles [CW] 10, 28,  
A1/14, A1/22, A1/32, A1/49,  
A1/51, A4/169-171, A5/225,  
A5/234, A6/251, A7/302, A7/  
313, A7/325, A8/373